

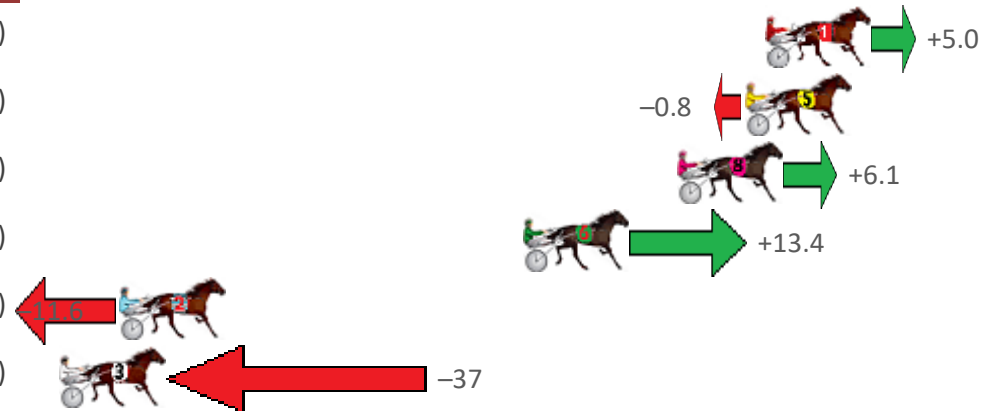
Albion Park Race 1 Distance 1660m

Tuesday, 30 March 2021

Gross Time: 2:01.60 MileRate: 1:57.90 LeadTime: 3.40s First Qtr: 28.70s Second Qtr: 32.00s Third Qtr: 28.70s Fourth Qtr: 28.80s

NoHorse	Plc	Margin	Time	800Time (W)	400 Time (W)
1 GOLDIES A DELIGHT	1	0.0m	2:01.60	57.14s (0)	28.36s (0)
5 MYSTICAL CHARM	2	0.8m	2:01.66	57.56s (0)	28.86s (0)
8 TORQUE TOTHE MUSIC	3	3.5m	2:01.86	57.06s (0)	28.88s (1)
6 JUDGE JUJON	4	9.6m	2:02.33	56.54s (0)	28.36s (1)
2 BETONBETTY	5	25.6m	2:03.54	58.33s (0)	29.93s (1)
3 MAYWYN ROCKFIELD	6	54.5m	2:05.72	60.08s (0)	31.53s (0)

Finish Position and metres gained from 800m



Sectionals
Powered by

PJ HARNESS ANALYSER
HORSE REPORTS RAW DATA
All your sectional needs
Check us out at www.pjdata.com.au and now on Facebook



The Racing Queensland Board (trading as Racing Queensland) and provider are not responsible for the completeness or accuracy of any of the information contained herein, and makes no representations about its suitability for any purpose.

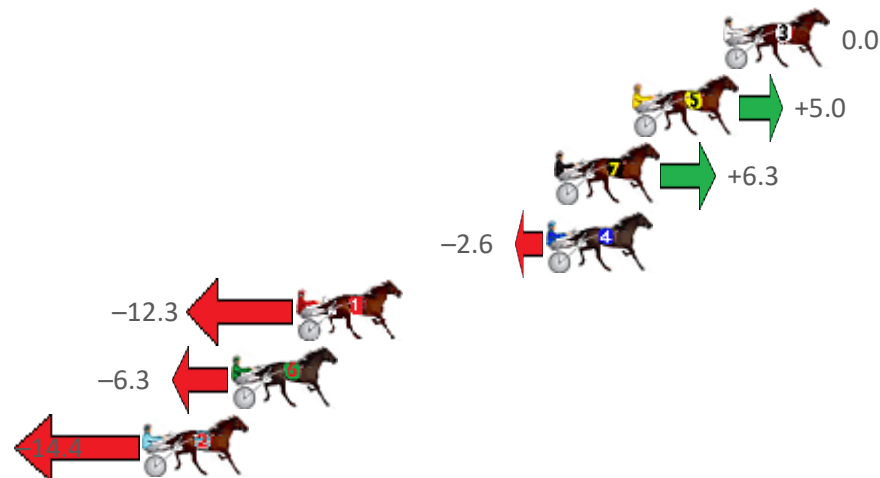
Albion Park Race 2 Distance 1660m

Tuesday, 30 March 2021

Gross Time: 2:00.10 MileRate: 1:56.40 LeadTime: 3.40s First Qtr: 28.20s Second Qtr: 31.40s Third Qtr: 28.50s Fourth Qtr: 28.60s

NoHorse	Plc	Margin	Time	800Time (W)	400 Time (W)
3 ITZ MAJOR RICH	1	0.0m	2:00.10	57.10s (0)	28.60s (0)
5 CHARLIE CHUCKLES	2	3.6m	2:00.37	56.75s (1)	28.23s (1)
7 OCTOBER RACKETEER	3	6.7m	2:00.60	56.65s (1)	28.12s (1)
4 FRONTLINER	4	7.0m	2:00.63	57.28s (1)	28.84s (1)
1 KENDYS BUTTERFLY	5	16.9m	2:01.37	57.97s (0)	29.43s (0)
6 STUDLEIGHS ONLY	6	19.5m	2:01.56	57.55s (0)	28.85s (0)
2 BAILEYS WITH LEGS	7	23.0m	2:01.83	58.12s (0)	29.54s (0)

Finish Position and metres gained from 800m



Sectionals
Powered by

PJ HARNESS ANALYSER
HORSE REPORTS RAW DATA
All your sectional needs
Check us out at www.pjdata.com.au and now on Facebook



The Racing Queensland Board (trading as Racing Queensland) and provider are not responsible for the completeness or accuracy of any of the information contained herein, and makes no representations about its suitability for any purpose.

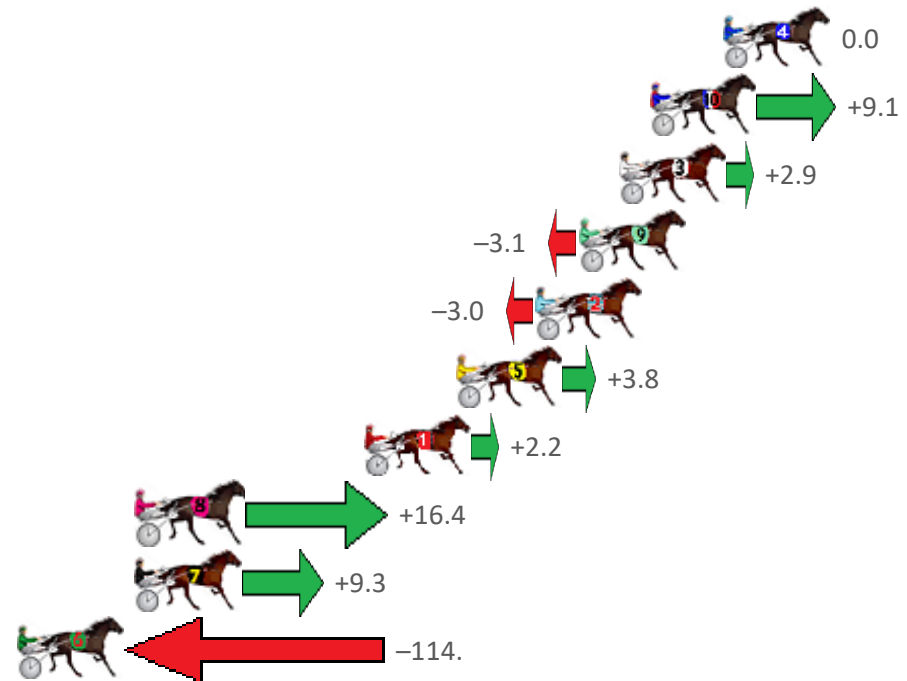
Albion Park Race 3 Distance 2138m

Tuesday, 30 March 2021

Gross Time: 2:49.20 MileRate: 2:07.30 LeadTime: 44.60s First Qtr: 31.70s Second Qtr: 33.30s Third Qtr: 30.20s Fourth Qtr: 29.40s

NoHorse	Plc	Margin	Time	800Time (W)	400 Time (W)
4 CHASING GREAT	1	0.0m	2:49.20	59.60s (0)	29.40s (0)
10 ORLANDO JOLT	2	2.9m	2:49.42	58.93s (1)	28.68s (1)
3 KAPAI	3	4.1m	2:49.52	59.39s (1)	29.11s (1)
9 SHEGOTSASS	4	5.7m	2:49.64	59.83s (1)	29.63s (1)
2 NORAHS FLING	5	7.4m	2:49.77	59.82s (0)	29.58s (0)
5 PRINCESS FAITH	6	10.6m	2:50.02	59.32s (0)	28.90s (0)
1 DOWN UNDER RORS	7	14.2m	2:50.29	59.44s (1)	29.17s (1)
8 MELPARK MAGIC	8	23.2m	2:50.99	58.39s (0)	29.31s (0)
7 HELLO JOLENE JOLENE	9	23.3m	2:51.00	58.91s (0)	29.47s (1)
6 CINKARI	10	124.7m	2:58.81	68.08s (0)	37.53s (0)

Finish Position and metres gained from 800m



Sectionals
Powered by

PJ HARNESS ANALYSER

HORSE REPORTS RAW DATA

All your sectional needs

Check us out at www.pjdata.com.au and now on Facebook

The Racing Queensland Board (trading as Racing Queensland) and provider are not responsible for the completeness or accuracy of any of the information contained herein, and makes no representations about its suitability for any purpose.

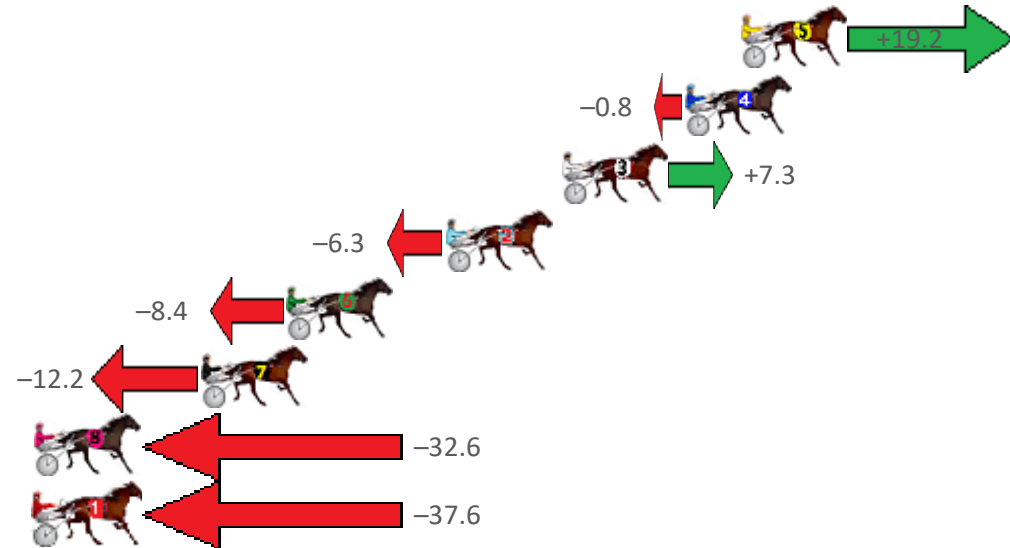
Albion Park Race 4 Distance 1660m

Tuesday, 30 March 2021

Gross Time: 1:56.40 MileRate: 1:52.80 LeadTime: 3.40s First Qtr: 26.30s Second Qtr: 30.60s Third Qtr: 27.90s Fourth Qtr: 28.20s

NoHorse	Plc	Margin	Time	800Time (W)	400 Time (W)
5 SCARLET BABE	1	0.0m	1:56.40	54.76s (1)	27.48s (3)
4 THE HERVEY BAY	2	2.2m	1:56.56	56.16s (1)	28.35s (0)
3 KANYE CRUSADER	3	7.1m	1:56.93	55.59s (1)	27.74s (2)
2 OHOKA JIMMY	4	11.7m	1:57.27	56.54s (1)	28.71s (1)
6 TIZ A SIZZLER	5	18.0m	1:57.73	56.69s (1)	28.83s (1)
7 BIG BANG LEONARD	6	21.4m	1:57.99	56.95s (0)	28.73s (1)
8 WHISKEY BLAZE	7	37.2m	1:59.16	58.37s (0)	29.95s (0)
1 NOTORIOUS	8	37.6m	1:59.19	58.72s (0)	30.32s (0)

Finish Position and metres gained from 800m



Sectionals
Powered by

PJ

HARNES ANALYSER

HORSE REPORTS RAW DATA

All your sectional needs

Check us out at www.pjdata.com.au and now on Facebook

The Racing Queensland Board (trading as Racing Queensland) and provider are not responsible for the completeness or accuracy of any of the information contained herein, and makes no representations about its suitability for any purpose.

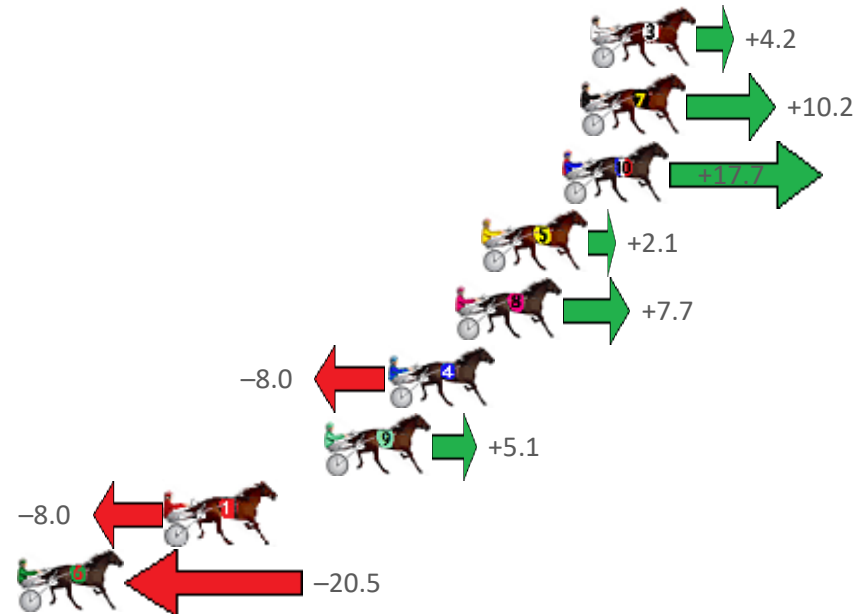
Albion Park Race 5 Distance 1660m

Tuesday, 30 March 2021

Gross Time: 2:02.30 MileRate: 1:58.50 LeadTime: 3.40s First Qtr: 27.80s Second Qtr: 32.30s Third Qtr: 29.10s Fourth Qtr: 29.70s

NoHorse	Plc	Margin	Time	800Time (W)	400 Time (W)
3 SHEZALUCKYLADY	1	0.0m	2:02.30	58.49s (0)	29.39s (0)
7 BETTOR WATCH HIM	2	0.4m	2:02.33	58.05s (1)	29.24s (2)
10 LANCELOT BROMAC	3	1.1m	2:02.39	57.51s (2)	29.62s (2)
5 LAZY BLAZE	4	4.3m	2:02.63	58.65s (1)	29.49s (1)
8 TORQUE TO THE MAX	5	5.3m	2:02.71	58.24s (0)	29.25s (1)
4 THE RAGNBONE MAN	6	8.0m	2:02.92	59.38s (0)	30.29s (0)
9 SIR SEMPER FIDELIS	7	10.5m	2:03.12	58.43s (1)	29.57s (2)
1 CHUMP CHOP	8	16.8m	2:03.61	59.38s (0)	30.07s (0)
6 KWASII	9	22.7m	2:04.07	60.30s (1)	31.18s (1)

Finish Position and metres gained from 800m



Sectionals
Powered by

PJ HARNESS ANALYSER
HORSE REPORTS RAW DATA
All your sectional needs
Check us out at www.pjdata.com.au and now on Facebook



The Racing Queensland Board (trading as Racing Queensland) and provider are not responsible for the completeness or accuracy of any of the information contained herein, and makes no representations about its suitability for any purpose.

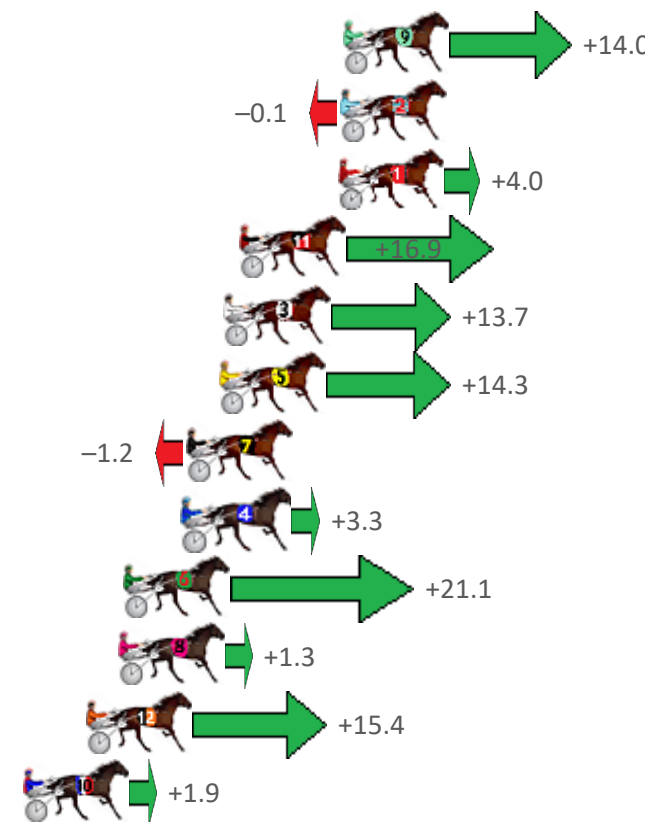
Albion Park Race 6 Distance 2138m

Tuesday, 30 March 2021

Gross Time: 2:38.80 MileRate: 1:59.50 LeadTime: 38.90s First Qtr: 30.80s Second Qtr: 31.70s Third Qtr: 28.20s Fourth Qtr: 29.20s

NoHorse	Plc	Margin	Time	800Time (W)	400 Time (W)
9 RECIPE FOR DREAMING	1	0.0m	2:38.80	56.40s (1)	28.40s (2)
2 GOPATI	2	0.1m	2:38.81	57.41s (0)	29.21s (0)
1 ARTISTIC SAINT	3	0.2m	2:38.82	57.11s (0)	28.88s (0)
11 ILLAWONG DREAMTIM	4	4.1m	2:39.11	56.19s (2)	28.35s (2)
3 MY ULTIMATE BONDI	5	4.7m	2:39.16	56.42s (1)	28.61s (1)
5 REGAL NIGHTSHADE	6	4.9m	2:39.18	56.38s (0)	28.28s (1)
7 FORTES IN FIDE	7	6.2m	2:39.27	57.49s (1)	29.33s (1)
4 ROBINMEGOOD	8	6.3m	2:39.28	57.16s (1)	29.19s (2)
6 ASHKII	9	8.7m	2:39.47	55.89s (2)	27.99s (2)
8 LOVE YOUR WORK	10	8.9m	2:39.48	57.31s (0)	29.18s (0)
12 SHEZ ALL STYLE	11	10.2m	2:39.58	56.30s (2)	28.45s (2)
10 DEVOUGED	12	12.7m	2:39.77	57.26s (0)	29.11s (0)

Finish Position and metres gained from 800m



Sectionals
Powered by

PJ HARNESS ANALYSER
HORSE REPORTS RAW DATA
All your sectional needs
Check us out at www.pjdata.com.au and now on Facebook



The Racing Queensland Board (trading as Racing Queensland) and provider are not responsible for the completeness or accuracy of any of the information contained herein, and makes no representations about its suitability for any purpose.

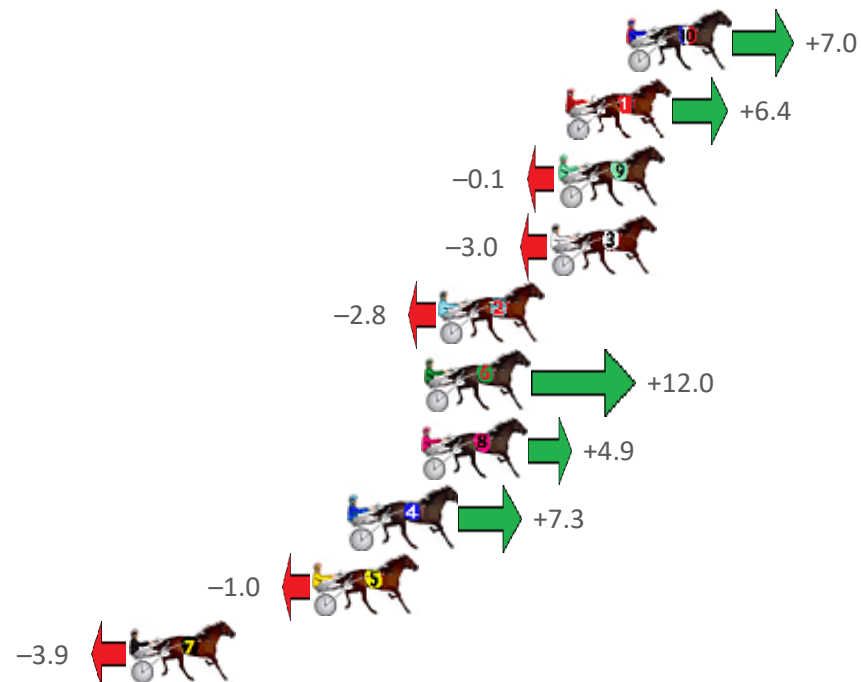
Albion Park Race 7 Distance 1660m

Tuesday, 30 March 2021

Gross Time: 1:59.40 MileRate: 1:55.80 LeadTime: 3.30s First Qtr: 26.70s Second Qtr: 31.00s Third Qtr: 28.70s Fourth Qtr: 29.70s

NoHorse	Plc	Margin	Time	800Time (W)	400 Time (W)
10 GOLIGHTLY	1	0.0m	1:59.40	57.89s (1)	29.55s (2)
1 LEFT A HURRIKANE	2	2.4m	1:59.59	57.94s (0)	29.23s (0)
9 JINGLES BROMAC	3	2.7m	1:59.61	58.41s (1)	29.83s (1)
3 MORESCO	4	3.0m	1:59.63	58.62s (0)	29.92s (0)
2 KISSESFORYAMISSES	5	7.4m	1:59.98	58.60s (0)	29.94s (0)
6 GINGER MICKY	6	8.0m	2:00.02	57.53s (1)	29.33s (2)
8 MACHIN OUT	7	8.1m	2:00.03	58.04s (0)	29.34s (0)
4 MY CHINA DOLL	8	10.9m	2:00.25	57.87s (0)	29.34s (1)
5 RUNFORTHROSES	9	12.4m	2:00.37	58.47s (1)	29.76s (1)
7 PLATINUM PROMISE	10	19.7m	2:00.93	58.68s (1)	30.61s (2)

Finish Position and metres gained from 800m



Sectionals
Powered by

PJ HARNESS ANALYSER

HORSE REPORTS RAW DATA

All your sectional needs

Check us out at www.pjdata.com.au and now on Facebook

The Racing Queensland Board (trading as Racing Queensland) and provider are not responsible for the completeness or accuracy of any of the information contained herein, and makes no representations about its suitability for any purpose.

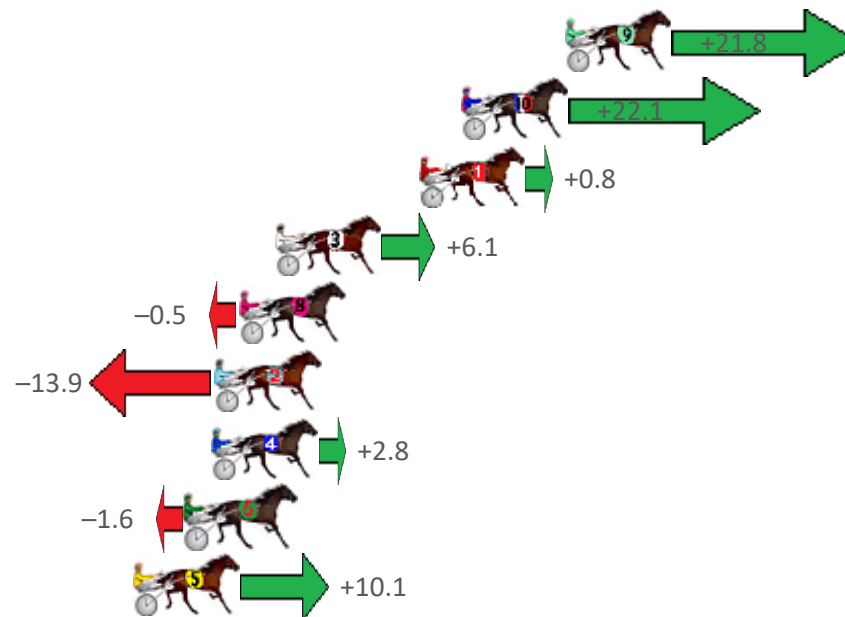
Albion Park Race 8 Distance 1660m

Tuesday, 30 March 2021

Gross Time: 1:58.00 MileRate: 1:54.40 LeadTime: 3.40s First Qtr: 27.40s Second Qtr: 30.10s Third Qtr: 28.60s Fourth Qtr: 28.50s

NoHorse	Plc	Margin	Time	800Time (W)	400 Time (W)
9 SPARKLING COLLECT	1	0.0m	1:58.00	55.55s (1)	27.92s (2)
10 RUN BOY RUN	2	4.1m	1:58.31	55.53s (1)	28.55s (1)
1 SOME EXCUSESOMEW	3	5.8m	1:58.43	57.04s (0)	28.59s (0)
3 AQUA MISS	4	11.5m	1:58.86	56.67s (1)	28.31s (1)
8 MARK OF INTEGRITY	5	12.9m	1:58.97	57.14s (0)	28.76s (0)
2 WITH AUTHORITY	6	13.9m	1:59.04	58.09s (0)	29.48s (0)
4 SWEET AS	7	14.0m	1:59.05	56.90s (0)	28.51s (0)
6 MUCH BETTOR	8	15.0m	1:59.12	57.21s (1)	28.85s (1)
5 COLONEL JOY	9	17.1m	1:59.28	56.38s (0)	28.39s (2)

Finish Position and metres gained from 800m



Sectionals
Powered by

PJ HARNESS ANALYSER
HORSE REPORTS RAW DATA
All your sectional needs
Check us out at www.pjdata.com.au and now on Facebook



The Racing Queensland Board (trading as Racing Queensland) and provider are not responsible for the completeness or accuracy of any of the information contained herein, and makes no representations about its suitability for any purpose.