

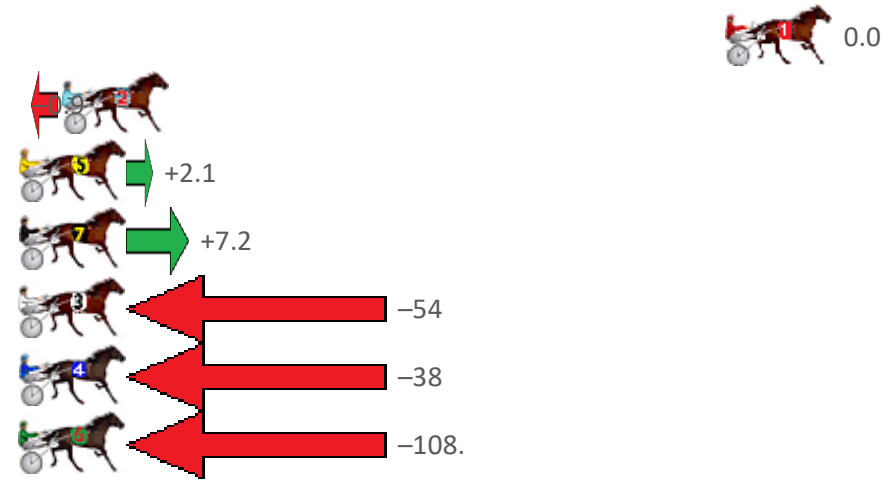
Marburg Race 1 Distance 2200m

Sunday, 4 April 2021

Gross Time: 2:54.10 MileRate: 2:07.40 LeadTime: 47.40s First Qtr: 30.30s Second Qtr: 32.30s Third Qtr: 31.40s Fourth Qtr: 32.70s

| NoHorse | Plc | Margin | Time | 800Time (W) | 400 Time (W) |
|---------------------|-----|--------|---------|-------------|--------------|
| 1 ILLAWONG BUZZ | 1 | 0.0m | 2:54.10 | 64.10s (0) | 32.70s (0) |
| 2 DAY TOURER | 2 | 26.3m | 2:56.34 | 64.17s (0) | 32.68s (1) |
| 5 NORAH'S FLING | 3 | 28.1m | 2:56.50 | 63.93s (0) | 33.23s (1) |
| 7 MAJESTIC TIME | 4 | 59.8m | 2:59.20 | 63.53s (0) | 33.01s (1) |
| 3 DELLSUN | 5 | 67.3m | 2:59.84 | 68.35s (0) | 36.38s (0) |
| 4 CHOCOLATEHANDFUL | 6 | 128.0m | 3:05.02 | 67.13s (0) | 36.20s (0) |
| 6 PRINCESS KATERINA | 7 | 160.1m | 3:07.76 | 72.71s (0) | 40.84s (0) |

Finish Position and metres gained from 800m



Sectionals
Powered by

PJ HARNESS ANALYSER
HORSE REPORTS RAW DATA
All your sectional needs
Check us out at www.pjdata.com.au and now on Facebook



The Racing Queensland Board (trading as Racing Queensland) and provider are not responsible for the completeness or accuracy of any of the information contained herein, and makes no representations about its suitability for any purpose.

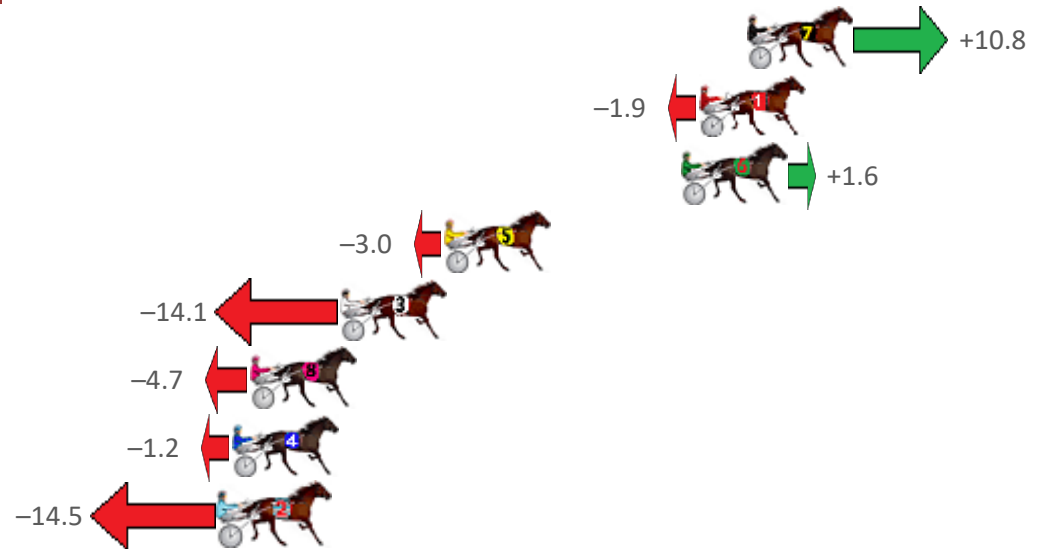
Marburg Race 2 Distance 1850m

Sunday, 4 April 2021

Gross Time: 2:20.70 MileRate: 2:02.40 LeadTime: 17.60s First Qtr: 31.00s Second Qtr: 32.20s Third Qtr: 30.00s Fourth Qtr: 29.90s

| NoHorse | Plc | Margin | Time | 800Time (W) | 400 Time (W) |
|---------------------|-----|--------|---------|-------------|--------------|
| 7 REDDY FIRE | 1 | 0.0m | 2:20.70 | 59.10s (1) | 29.51s (2) |
| 1 ELLE JAY | 2 | 1.9m | 2:20.85 | 60.04s (0) | 30.04s (0) |
| 6 LIVING FREE | 3 | 2.6m | 2:20.90 | 59.78s (0) | 29.77s (0) |
| 5 LITTLEDEE | 4 | 12.0m | 2:21.64 | 60.12s (0) | 30.09s (0) |
| 3 A GOOD IDEAL | 5 | 16.1m | 2:21.96 | 60.95s (1) | 30.81s (1) |
| 8 TICK OF THE CLOCK | 6 | 19.7m | 2:22.24 | 60.25s (1) | 30.50s (2) |
| 4 CHANG | 7 | 20.4m | 2:22.30 | 59.99s (1) | 30.20s (1) |
| 2 DARTESIAN | 8 | 20.9m | 2:22.34 | 60.98s (1) | 30.71s (1) |

Finish Position and metres gained from 800m



Sectionals
Powered by

PJ HARNESS ANALYSER

HORSE REPORTS RAW DATA

All your sectional needs

Check us out at www.pjdata.com.au and now on Facebook

The Racing Queensland Board (trading as Racing Queensland) and provider are not responsible for the completeness or accuracy of any of the information contained herein, and makes no representations about its suitability for any purpose.

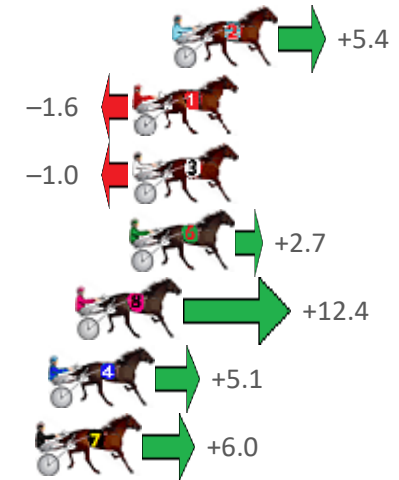
Marburg Race 3 Distance 1850m

Sunday, 4 April 2021

Gross Time: 2:20.50 MileRate: 2:02.20 LeadTime: 17.70s First Qtr: 31.60s Second Qtr: 31.20s Third Qtr: 28.90s Fourth Qtr: 31.10s

| NoHorse | Plc | Margin | Time | 800Time (W) | 400 Time (W) |
|----------------------|-----|--------|---------|-------------|--------------|
| 2 MELTON LUCKY | 1 | 0.0m | 2:20.50 | 59.60s (1) | 30.65s (1) |
| 1 CLARES FOOL | 2 | 1.6m | 2:20.63 | 60.12s (0) | 31.22s (0) |
| 3 THATS FUNNY | 3 | 1.6m | 2:20.63 | 60.07s (1) | 31.13s (1) |
| 6 SHESFEELINPRECIOUS | 4 | 1.7m | 2:20.64 | 59.80s (0) | 30.80s (0) |
| 8 GUTS | 5 | 3.8m | 2:20.81 | 59.08s (1) | 30.40s (2) |
| 4 AURORA ROSE | 6 | 4.9m | 2:20.90 | 59.62s (0) | 30.74s (0) |
| 7 FORBIDDEN FEELINGS | 7 | 5.4m | 2:20.94 | 59.55s (1) | 30.62s (1) |

Finish Position and metres gained from 800m



Sectionals
Powered by

PJ HARNESS ANALYSER
HORSE REPORTS RAW DATA
All your sectional needs
Check us out at www.pjdata.com.au and now on Facebook



The Racing Queensland Board (trading as Racing Queensland) and provider are not responsible for the completeness or accuracy of any of the information contained herein, and makes no representations about its suitability for any purpose.

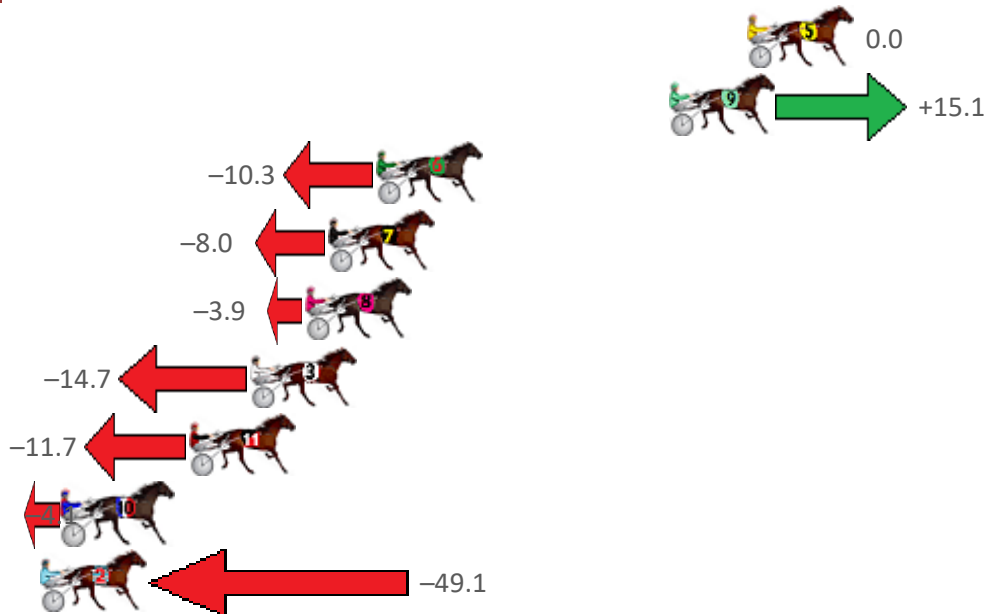
Marburg Race 4 Distance 2200m

Sunday, 4 April 2021

Gross Time: 2:46.70 MileRate: 2:01.90 LeadTime: 48.90s First Qtr: 29.60s Second Qtr: 29.90s Third Qtr: 28.30s Fourth Qtr: 30.00s

| NoHorse | Plc | Margin | Time | 800Time (W) | 400 Time (W) |
|---------------------|-----|--------|---------|-------------|--------------|
| 5 ROCKNROLL DA GAMA | 1 | 0.0m | 2:46.70 | 58.30s (0) | 30.00s (0) |
| 9 ALE ALE KAI | 2 | 3.1m | 2:46.94 | 57.21s (1) | 28.65s (2) |
| 6 BIG GEM MONTANA | 3 | 14.7m | 2:47.86 | 59.05s (1) | 30.51s (1) |
| 7 DONNY JONES | 4 | 16.6m | 2:48.00 | 58.88s (1) | 30.28s (1) |
| 8 DESPONDENT | 5 | 17.5m | 2:48.08 | 58.58s (1) | 30.07s (2) |
| 3 MISS CATALINA | 6 | 19.7m | 2:48.25 | 59.37s (0) | 30.78s (0) |
| 11 ALI DOWNUNDER | 7 | 22.1m | 2:48.44 | 59.15s (0) | 30.60s (0) |
| 10 MACH TORQUE | 8 | 27.1m | 2:48.83 | 58.60s (1) | 30.44s (0) |
| 2 RISKY BUZINESS | 9 | 68.5m | 2:52.08 | 61.86s (0) | 32.20s (0) |

Finish Position and metres gained from 800m



Sectionals
Powered by

PJ HARNESS ANALYSER
HORSE REPORTS RAW DATA
All your sectional needs
Check us out at www.pjdata.com.au and now on Facebook



The Racing Queensland Board (trading as Racing Queensland) and provider are not responsible for the completeness or accuracy of any of the information contained herein, and makes no representations about its suitability for any purpose.

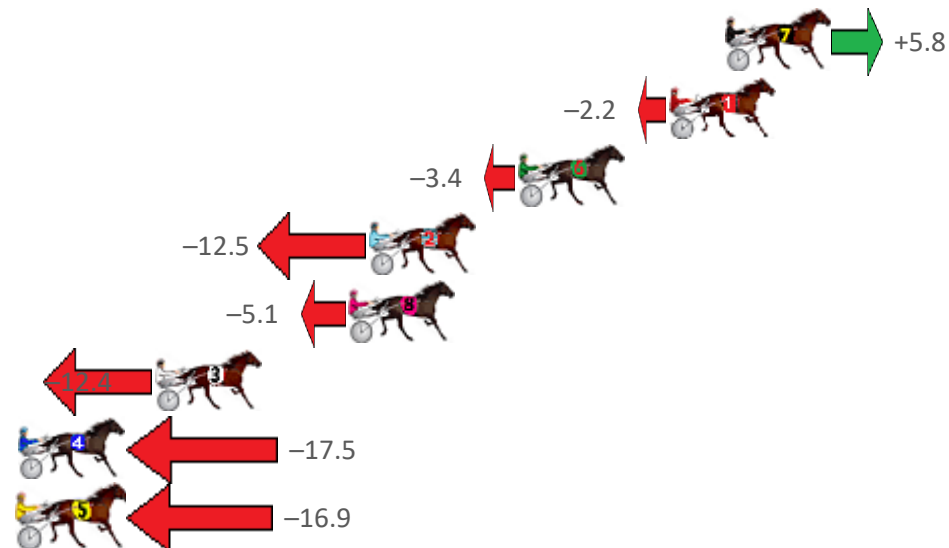
Marburg Race 5 Distance 1850m

Sunday, 4 April 2021

Gross Time: 2:17.30 MileRate: 1:59.40 LeadTime: 17.30s First Qtr: 30.30s Second Qtr: 31.30s Third Qtr: 29.10s Fourth Qtr: 29.30s

| NoHorse | Plc | Margin | Time | 800Time (W) | 400 Time (W) |
|---------------------|-----|--------|---------|-------------|--------------|
| 7 BARKWAY ARNOLD | 1 | 0.0m | 2:17.30 | 57.98s (1) | 28.62s (1) |
| 1 BEEJAYS DELIGHT | 2 | 2.2m | 2:17.47 | 58.56s (0) | 29.46s (0) |
| 6 TODAYS HERO | 3 | 8.2m | 2:17.93 | 58.65s (0) | 29.56s (0) |
| 2 BRILLIANT ART | 4 | 14.1m | 2:18.38 | 59.31s (1) | 29.99s (1) |
| 8 SEAMARK | 5 | 14.9m | 2:18.44 | 58.77s (0) | 29.58s (0) |
| 3 RANCHO MAN | 6 | 22.6m | 2:19.04 | 59.30s (1) | 29.96s (1) |
| 4 GROOVY MISS ANNIE | 7 | 28.5m | 2:19.49 | 59.67s (2) | 30.76s (2) |
| 5 MONTANA PRIDE | 8 | 32.3m | 2:19.78 | 59.63s (2) | 30.71s (2) |

Finish Position and metres gained from 800m



Sectionals
Powered by

PJ HARNESS ANALYSER

HORSE REPORTS RAW DATA

All your sectional needs

Check us out at www.pjdata.com.au and now on Facebook

The Racing Queensland Board (trading as Racing Queensland) and provider are not responsible for the completeness or accuracy of any of the information contained herein, and makes no representations about its suitability for any purpose.

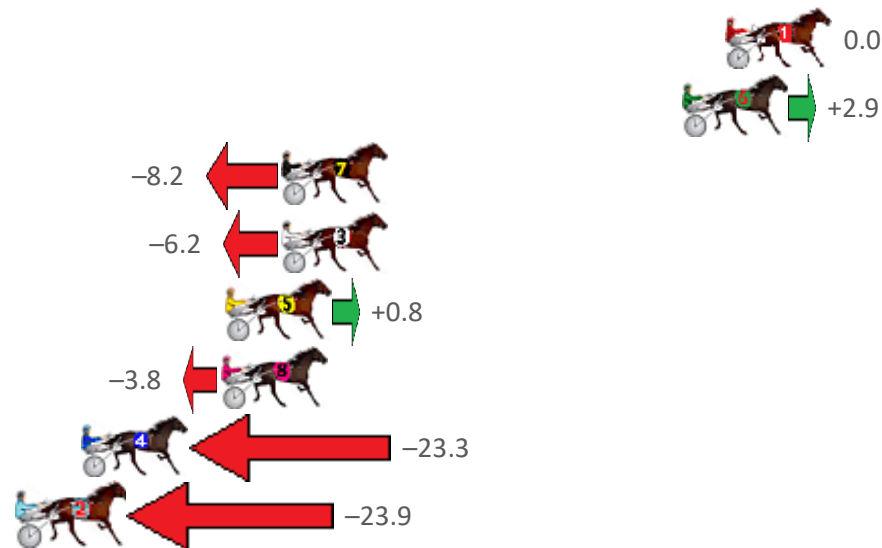
Marburg Race 6 Distance 1850m

Sunday, 4 April 2021

Gross Time: 2:18.10 MileRate: 2:00.10 LeadTime: 17.60s First Qtr: 31.40s Second Qtr: 31.30s Third Qtr: 28.70s Fourth Qtr: 29.10s

| NoHorse | Plc | Margin | Time | 800Time (W) | 400 Time (W) |
|--------------------|-----|--------|---------|-------------|--------------|
| 1 ARTISTIC SAINT | 1 | 0.0m | 2:18.10 | 57.80s (0) | 29.10s (0) |
| 6 GOALKICKER | 2 | 1.7m | 2:18.23 | 57.59s (0) | 28.88s (0) |
| 7 ARTS PEREGRINE | 3 | 17.6m | 2:19.44 | 58.39s (0) | 29.69s (0) |
| 3 NIGHT NINJA | 4 | 17.6m | 2:19.44 | 58.25s (1) | 29.43s (2) |
| 5 KAY NORA SHANNON | 5 | 19.8m | 2:19.61 | 57.74s (1) | 29.11s (2) |
| 8 AQUA CRUISER | 6 | 20.0m | 2:19.63 | 58.07s (1) | 29.30s (1) |
| 4 ROBINMEGOOD | 7 | 25.5m | 2:20.05 | 59.47s (1) | 30.41s (1) |
| 2 ALL GOOD WALLY | 8 | 31.1m | 2:20.47 | 59.52s (1) | 30.44s (1) |

Finish Position and metres gained from 800m



Sectionals
Powered by

PJ HARNESS ANALYSER
HORSE REPORTS RAW DATA

All your sectional needs

Check us out at www.pjdata.com.au and now on Facebook

The Racing Queensland Board (trading as Racing Queensland) and provider are not responsible for the completeness or accuracy of any of the information contained herein, and makes no representations about its suitability for any purpose.

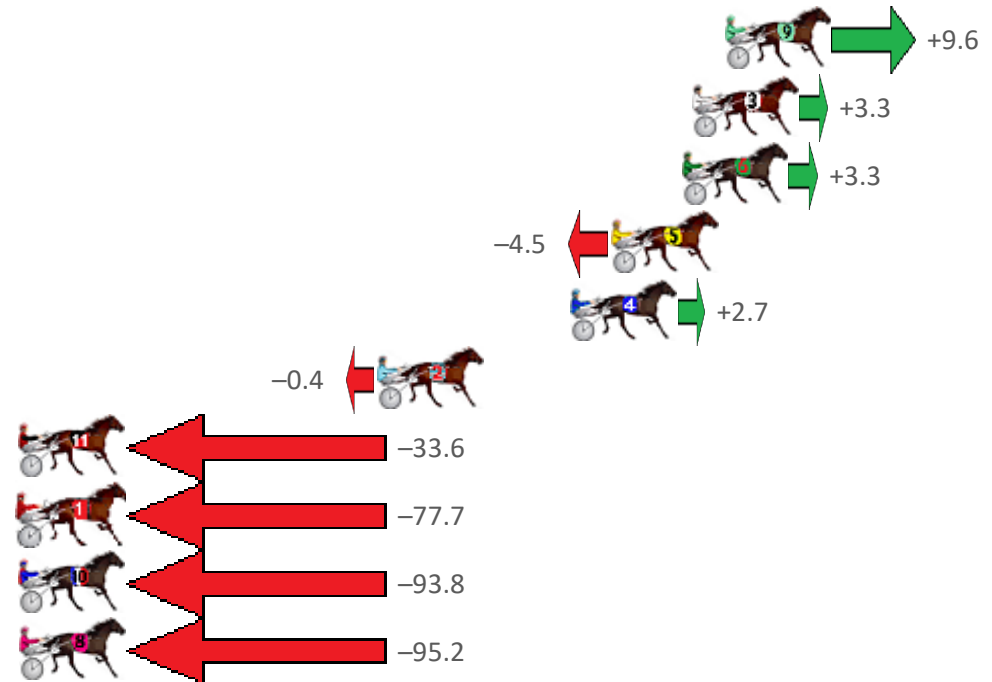
Marburg Race 7 Distance 2200m

Sunday, 4 April 2021

Gross Time: 2:46.60 MileRate: 2:00.70 LeadTime: 46.80s First Qtr: 30.60s Second Qtr: 30.30s Third Qtr: 28.60s Fourth Qtr: 30.30s

| NoHorse | Plc | Margin | Time | 800Time (W) | 400 Time (W) |
|---------------------|-----|--------|---------|-------------|--------------|
| 9 GLENEAGLE WARRIOR | 1 | 0.0m | 2:46.60 | 58.20s (1) | 29.38s (1) |
| 3 COPPICE | 2 | 1.3m | 2:46.70 | 58.66s (0) | 30.17s (1) |
| 6 KING OF TRUMPS | 3 | 1.7m | 2:46.73 | 58.66s (1) | 30.05s (2) |
| 5 ITS MR CLOONEY | 4 | 4.5m | 2:46.96 | 59.23s (0) | 30.64s (0) |
| 4 CONDAFEW | 5 | 6.1m | 2:47.08 | 58.70s (0) | 30.34s (0) |
| 2 IMA BIRUBI BOY | 6 | 13.8m | 2:47.69 | 58.93s (0) | 30.41s (0) |
| 11 JAY TEE TYRON | 7 | 48.8m | 2:50.47 | 61.36s (1) | 31.13s (0) |
| 1 ATOMIC BOMBSHELL | 8 | 78.1m | 2:52.80 | 64.59s (1) | 32.49s (0) |
| 10 ISLAS JOY | 9 | 193.8m | 3:01.97 | 65.77s (0) | 33.60s (0) |
| 8 MAGICOL IDEAL | 10 | 205.2m | 3:02.88 | 65.87s (0) | 33.70s (0) |

Finish Position and metres gained from 800m



Sectionals
Powered by

PJ HARNESS ANALYSER

HORSE REPORTS RAW DATA

All your sectional needs

Check us out at www.pjdata.com.au and now on Facebook

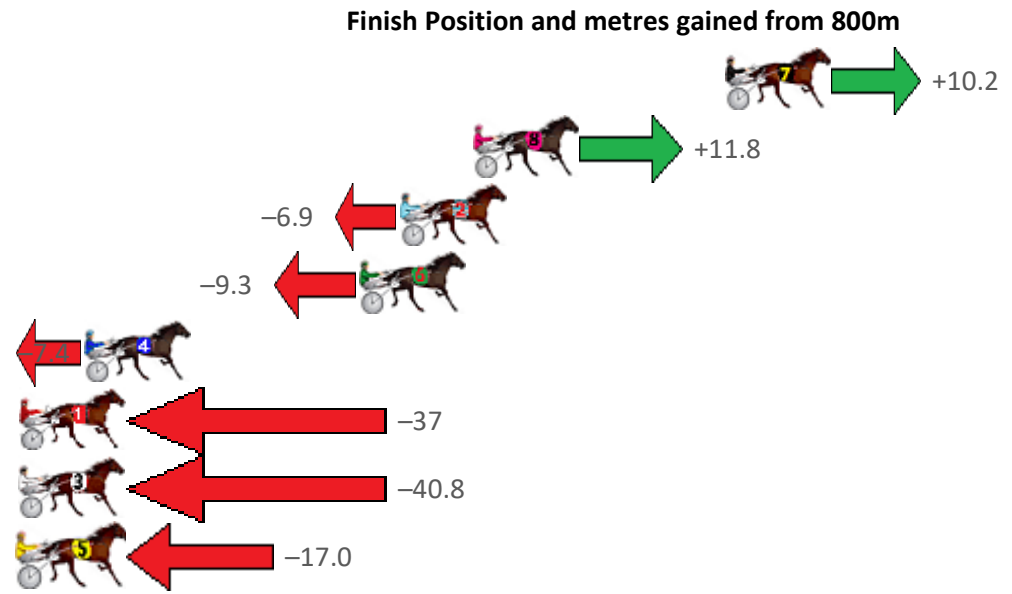
The Racing Queensland Board (trading as Racing Queensland) and provider are not responsible for the completeness or accuracy of any of the information contained herein, and makes no representations about its suitability for any purpose.

Marburg Race 8 Distance 1850m

Sunday, 4 April 2021

Gross Time: 2:16.70 MileRate: 1:58.90 LeadTime: 17.50s First Qtr: 28.90s Second Qtr: 30.80s Third Qtr: 29.90s Fourth Qtr: 29.60s

| NoHorse | Plc | Margin | Time | 800Time (W) | 400 Time (W) |
|----------------------|-----|--------|---------|-------------|--------------|
| 7 MAKINMEFEELGOOD | 1 | 0.0m | 2:16.70 | 58.75s (2) | 29.60s (2) |
| 8 IDEAL TIGER | 2 | 10.0m | 2:17.48 | 58.63s (1) | 29.59s (2) |
| 2 HIT THE TRACK | 3 | 12.9m | 2:17.70 | 60.01s (1) | 30.09s (2) |
| 6 AFTER DARN | 4 | 14.5m | 2:17.82 | 60.19s (0) | 30.27s (0) |
| 4 HEADWIN | 5 | 25.4m | 2:18.67 | 60.05s (0) | 30.79s (1) |
| 1 WHERE'S TASCOTT | 6 | 36.2m | 2:19.51 | 62.18s (0) | 32.19s (0) |
| 3 FEEL THE THRILL | 7 | 42.6m | 2:20.01 | 62.52s (1) | 32.54s (1) |
| 5 NEWMERELLA LADYKAY | 8 | 48.0m | 2:20.42 | 60.76s (1) | 31.40s (0) |



Sectionals
Powered by

PJ HARNESS ANALYSER
HORSE REPORTS RAW DATA
All your sectional needs
Check us out at www.pjdata.com.au and now on Facebook

The Racing Queensland Board (trading as Racing Queensland) and provider are not responsible for the completeness or accuracy of any of the information contained herein, and makes no representations about its suitability for any purpose.

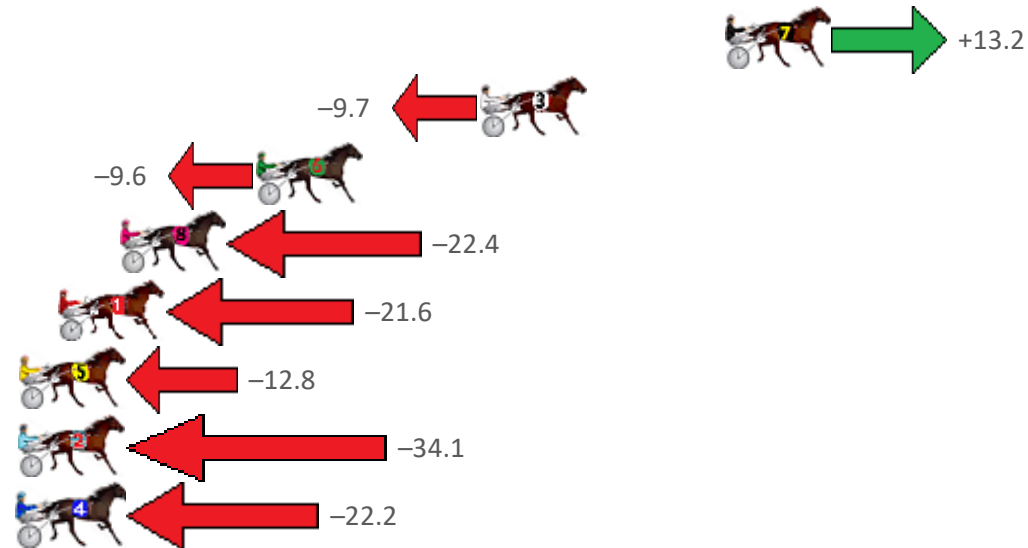
Marburg Race 9 Distance 1850m

Sunday, 4 April 2021

Gross Time: 2:17.70 MileRate: 1:59.80 LeadTime: 17.50s First Qtr: 31.40s Second Qtr: 30.70s Third Qtr: 28.80s Fourth Qtr: 29.30s

| NoHorse | Plc | Margin | Time | 800Time (W) | 400 Time (W) |
|---------------------|-----|--------|---------|-------------|--------------|
| 7 GOLIGHTLY | 1 | 0.0m | 2:17.70 | 57.15s (2) | 29.08s (2) |
| 3 IMA BEACH BABE | 2 | 9.7m | 2:18.45 | 58.80s (0) | 30.01s (0) |
| 6 HEEZ PERFECT | 3 | 18.6m | 2:19.13 | 58.79s (0) | 29.97s (1) |
| 8 DYNAMIC BROMAC | 4 | 24.0m | 2:19.54 | 59.72s (1) | 30.74s (1) |
| 1 MISS MIA | 5 | 26.4m | 2:19.73 | 59.66s (0) | 30.83s (0) |
| 5 OLIVER WINKLE | 6 | 31.0m | 2:20.08 | 59.02s (2) | 30.48s (2) |
| 2 CIRCLE LINE | 7 | 43.7m | 2:21.06 | 60.56s (1) | 31.10s (0) |
| 4 GOSLING IN FLIGHT | 8 | 46.0m | 2:21.23 | 59.70s (1) | 30.25s (1) |

Finish Position and metres gained from 800m



Sectionals
Powered by

PJ HARNESS ANALYSER

HORSE REPORTS RAW DATA

All your sectional needs

Check us out at www.pjdata.com.au and now on Facebook

The Racing Queensland Board (trading as Racing Queensland) and provider are not responsible for the completeness or accuracy of any of the information contained herein, and makes no representations about its suitability for any purpose.