


Albion Park Race 1 Distance 2138m

Saturday, 10 April 2021

Gross Time: 2:32.80 MileRate: 1:55.00 LeadTime: 37.40s First Qtr: 30.20s Second Qtr: 29.20s Third Qtr: 28.00s Fourth Qtr: 28.00s

NoHorse	Plc	Margin	Time	800Time (W)	400 Time (W)
1 SPEEDY DOMINIC	1	0.0m	2:32.80	55.71s (0)	27.71s (0)
4 SHORTYS MATE	2	3.0m	2:33.02	55.61s (1)	27.67s (1)
8 CARDLESFROMHEAVEN	3	3.6m	2:33.06	55.65s (0)	27.67s (0)
3 OUR MAJOR DAY	4	3.6m	2:33.06	56.25s (0)	28.25s (0)
10 TACTICAL RESPONSE	5	5.4m	2:33.20	55.46s (1)	27.54s (1)
2 SPARKLING CULLECT	6	6.0m	2:33.24	56.15s (1)	28.17s (1)
6 SHANNONSTHEMAN	7	11.3m	2:33.63	55.46s (2)	27.74s (2)
11 ALWAYS IN COMMAND	8	14.9m	2:33.90	56.10s (0)	28.10s (0)
9 MAJORDOIT	9	16.3m	2:34.00	56.15s (2)	28.42s (2)
5 FEELINGFORARAINBOW	10	20.4m	2:34.30	55.76s (2)	28.13s (3)

Finish Position and metres gained from 800m



Sectionals
Powered by

PJ HARNESS ANALYSER

HORSE REPORTS RAW DATA

All your sectional needs

Check us out at www.pjdata.com.au and now on Facebook

The Racing Queensland Board (trading as Racing Queensland) and provider are not responsible for the completeness or accuracy of any of the information contained herein, and makes no representations about its suitability for any purpose.

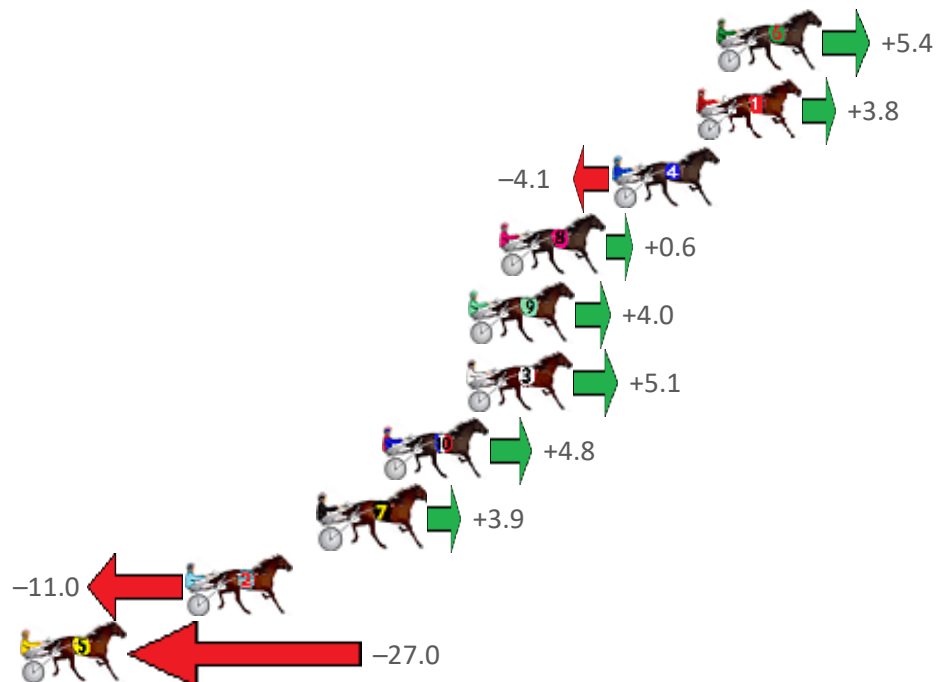
Albion Park Race 2 Distance 1660m

Saturday, 10 April 2021

Gross Time: 1:56.30 MileRate: 1:52.70 LeadTime: 3.40s First Qtr: 27.40s Second Qtr: 29.50s Third Qtr: 27.90s Fourth Qtr: 28.10s

No	Horse	Plc	Margin	Time	800Time (W)	400 Time (W)
6	BLACKSADANCE	1	0.0m	1:56.30	55.62s (1)	27.68s (1)
1	MISTERFREEZE	2	0.8m	1:56.36	55.74s (0)	27.83s (0)
4	ARTHUR LOWE	3	4.1m	1:56.60	56.29s (0)	28.39s (0)
8	MOHS EM DOWN	4	8.6m	1:56.94	55.96s (0)	28.06s (0)
9	MONTANA CHIEF	5	9.8m	1:57.02	55.72s (0)	27.81s (0)
3	MAJOR GENERALJUJON	6	9.9m	1:57.03	55.64s (1)	27.70s (1)
10	MAYWYNS COURAGE	7	13.2m	1:57.27	55.67s (0)	27.75s (0)
7	SLINGSHOT	8	15.7m	1:57.46	55.73s (1)	27.81s (1)
2	JUMPING JOLT	9	21.0m	1:57.85	56.77s (1)	28.80s (1)
5	STRADDIE	10	27.6m	1:58.34	57.88s (1)	29.90s (1)

Finish Position and metres gained from 800m



Sectionals
Powered by

PJ HARNESS ANALYSER
HORSE REPORTS RAW DATA
All your sectional needs
Check us out at www.pjdata.com.au and now on Facebook

The Racing Queensland Board (trading as Racing Queensland) and provider are not responsible for the completeness or accuracy of any of the information contained herein, and makes no representations about its suitability for any purpose.

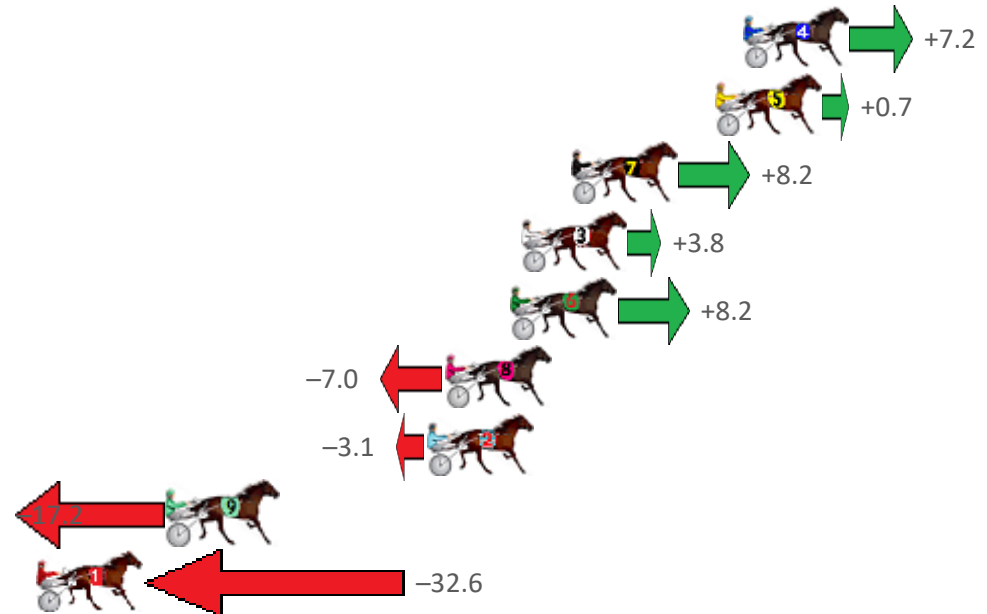
Albion Park Race 3 Distance 2138m

Saturday, 10 April 2021

Gross Time: 2:36.80 MileRate: 1:58.00 LeadTime: 37.90s First Qtr: 32.10s Second Qtr: 29.30s Third Qtr: 28.80s Fourth Qtr: 28.70s

NoHorse	Plc	Margin	Time	800Time (W)	400 Time (W)
4 STOMPEN	1	0.0m	2:36.80	56.99s (1)	28.40s (1)
5 HANDSOME HERO	2	1.1m	2:36.88	57.45s (1)	28.78s (1)
7 ROCKNROLL ICON	3	6.8m	2:37.31	56.91s (0)	28.36s (3)
3 OUR BONDI BEACH	4	8.8m	2:37.46	57.23s (1)	28.87s (2)
6 CLARRY	5	9.2m	2:37.49	56.91s (1)	28.90s (3)
8 JONAH JONES	6	11.8m	2:37.69	58.00s (0)	28.96s (0)
2 ELMS CREEK	7	12.5m	2:37.74	57.72s (0)	28.95s (1)
9 SAM IS PERFECTION	8	22.8m	2:38.52	58.73s (2)	30.18s (2)
1 COLONEL JOY	9	32.6m	2:39.26	59.83s (0)	30.77s (0)

Finish Position and metres gained from 800m



Sectionals
Powered by

PJ

HARNESS ANALYSER

HORSE REPORTS RAW DATA

All your sectional needs

Check us out at www.pjdata.com.au and now on Facebook



The Racing Queensland Board (trading as Racing Queensland) and provider are not responsible for the completeness or accuracy of any of the information contained herein, and makes no representations about its suitability for any purpose.

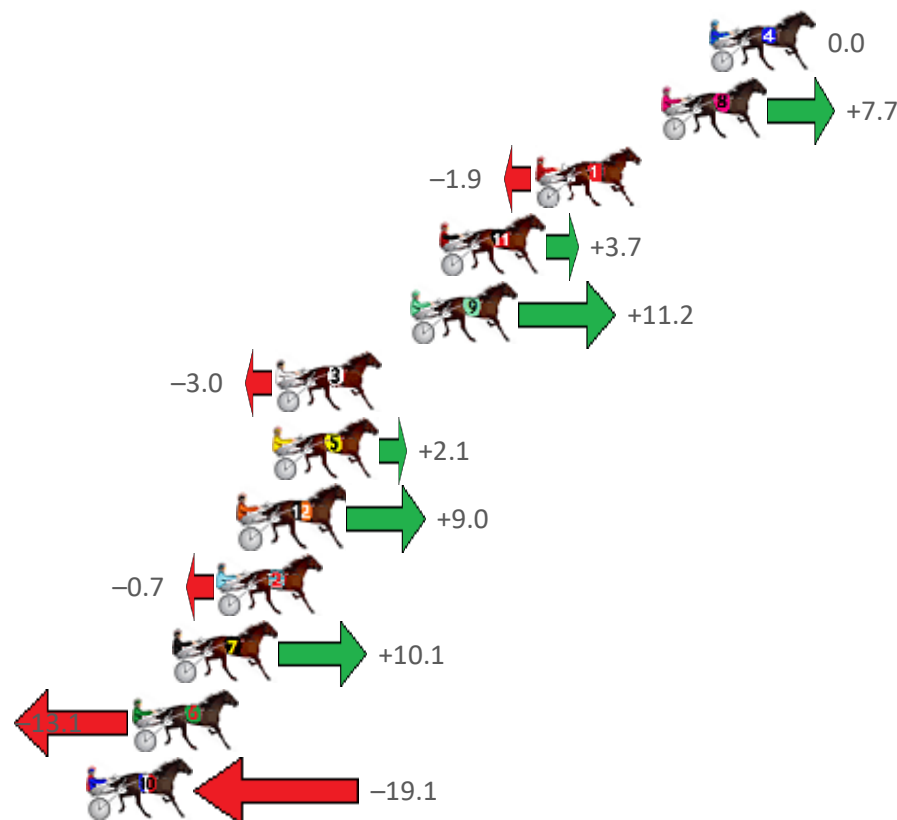
Albion Park Race 4 Distance 2138m

Saturday, 10 April 2021

Gross Time: 2:35.20 MileRate: 1:56.80 LeadTime: 37.50s First Qtr: 31.20s Second Qtr: 29.30s Third Qtr: 28.20s Fourth Qtr: 29.00s

NoHorse	Plc	Margin	Time	800Time (W)	400 Time (W)
4 STINGER LINDENNY	1	0.0m	2:35.20	57.20s (0)	29.00s (0)
8 SAVING MAJOR PERCY	2	1.9m	2:35.34	56.65s (0)	28.40s (0)
1 IFOUNDTHEBEACH	3	6.9m	2:35.73	57.34s (0)	29.09s (0)
11 PROSECUTION WITNESS	4	10.7m	2:36.01	56.94s (0)	28.70s (0)
9 BETTATHANIDEAL	5	11.8m	2:36.10	56.40s (1)	28.12s (1)
3 ASHKII	6	17.2m	2:36.51	57.41s (1)	29.07s (2)
5 BLUE MOON RISING	7	17.3m	2:36.52	57.05s (0)	28.86s (0)
12 VIENNA BOY	8	18.6m	2:36.62	56.56s (1)	28.47s (2)
2 MAN OF ACTION	9	19.5m	2:36.68	57.25s (1)	28.99s (1)
7 LOMBO HEAVEN	10	21.3m	2:36.82	56.48s (0)	28.82s (0)
6 MACH LE MORE	11	22.9m	2:36.94	58.13s (1)	29.80s (1)
10 TEARAWAY DIAMOND	12	24.7m	2:37.08	58.56s (1)	30.26s (1)

Finish Position and metres gained from 800m



Sectionals
Powered by

PJ HARNESS ANALYSER

HORSE REPORTS RAW DATA

All your sectional needs

Check us out at www.pjdata.com.au and now on Facebook

The Racing Queensland Board (trading as Racing Queensland) and provider are not responsible for the completeness or accuracy of any of the information contained herein, and makes no representations about its suitability for any purpose.

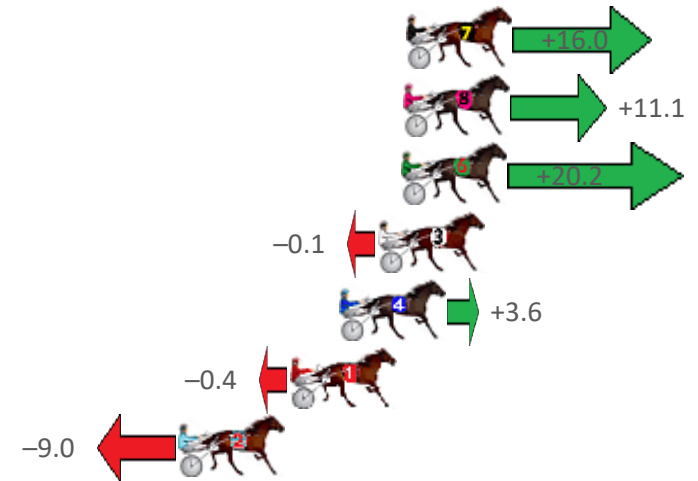
Albion Park Race 5 Distance 2138m

Saturday, 10 April 2021

Gross Time: 2:33.60 MileRate: 1:55.60 LeadTime: 36.80s First Qtr: 29.10s Second Qtr: 29.20s Third Qtr: 28.80s Fourth Qtr: 29.70s

NoHorse	Plc	Margin	Time	800Time (W)	400 Time (W)
7 ROCK WITH SAM	1	0.0m	2:33.60	57.34s (1)	29.27s (2)
8 SECRETAGENT TYCOON	2	0.1m	2:33.61	57.69s (1)	29.62s (2)
6 OUR WALL STREET WOL	3	0.2m	2:33.62	57.03s (1)	28.98s (2)
3 CASINO TOMMY	4	1.1m	2:33.69	58.51s (1)	29.78s (1)
4 LEOS BEST	5	2.6m	2:33.80	58.24s (1)	29.43s (1)
1 LARRY LINCOLN	6	4.6m	2:33.96	58.53s (0)	29.48s (0)
2 CHANTREY	7	9.0m	2:34.30	59.15s (0)	30.16s (0)

Finish Position and metres gained from 800m



Sectionals
Powered by

PJ HARNESS ANALYSER
HORSE REPORTS RAW DATA
 All your sectional needs
 Check us out at www.pjdata.com.au and now on Facebook



The Racing Queensland Board (trading as Racing Queensland) and provider are not responsible for the completeness or accuracy of any of the information contained herein, and makes no representations about its suitability for any purpose.

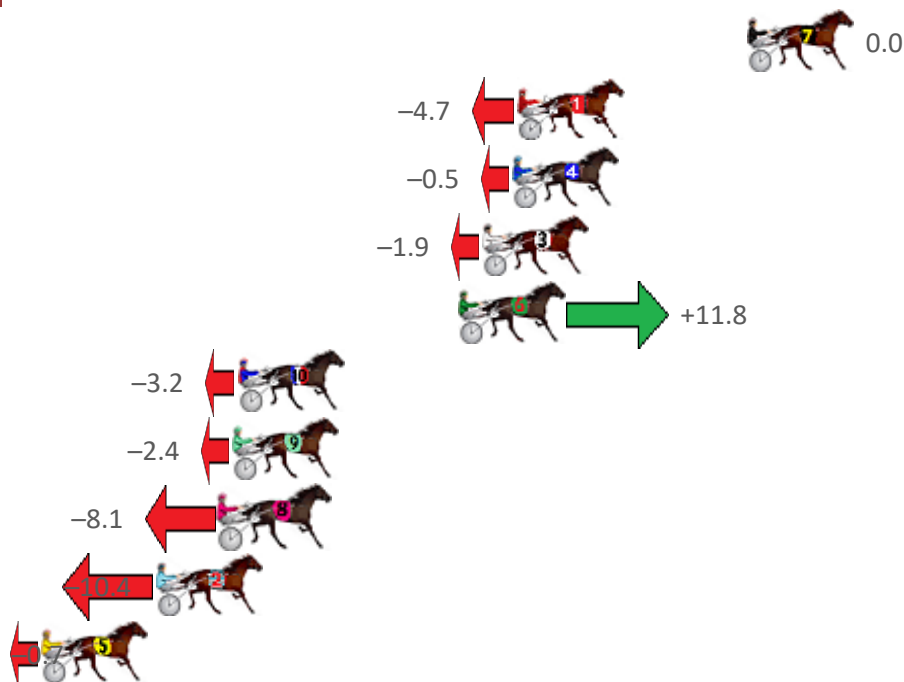
Albion Park Race 6 Distance 1660m

Saturday, 10 April 2021

Gross Time: 1:56.30 MileRate: 1:52.70 LeadTime: 3.40s First Qtr: 28.00s Second Qtr: 29.40s Third Qtr: 27.60s Fourth Qtr: 27.90s

NoHorse	Plc	Margin	Time	800Time (W)	400 Time (W)
7 SAUCY DREAMS	1	0.0m	1:56.30	55.50s (0)	27.90s (0)
1 ARTFUL MAID	2	9.1m	1:56.97	55.82s (0)	28.21s (0)
4 CHIASSO	3	9.3m	1:56.98	55.53s (1)	27.93s (1)
3 VENUS JUJON	4	10.5m	1:57.07	55.63s (0)	27.95s (0)
6 SCARLET BABE	5	11.4m	1:57.14	54.69s (1)	27.32s (2)
10 LISA LINCOLN	6	20.2m	1:57.78	55.72s (0)	27.96s (0)
9 NIMAH FRANCO	7	20.4m	1:57.80	55.67s (1)	28.25s (2)
8 ICE PICK ANGIE	8	20.9m	1:57.83	56.06s (0)	28.31s (0)
2 WICKED AZZ	9	23.4m	1:58.02	56.22s (1)	28.51s (1)
5 SAINT KILDA BEACH	10	28.1m	1:58.36	55.55s (1)	28.13s (1)

Finish Position and metres gained from 800m



Sectionals
Powered by

PJ HARNESS ANALYSER

HORSE REPORTS RAW DATA

All your sectional needs

Check us out at www.pjdata.com.au and now on Facebook

The Racing Queensland Board (trading as Racing Queensland) and provider are not responsible for the completeness or accuracy of any of the information contained herein, and makes no representations about its suitability for any purpose.

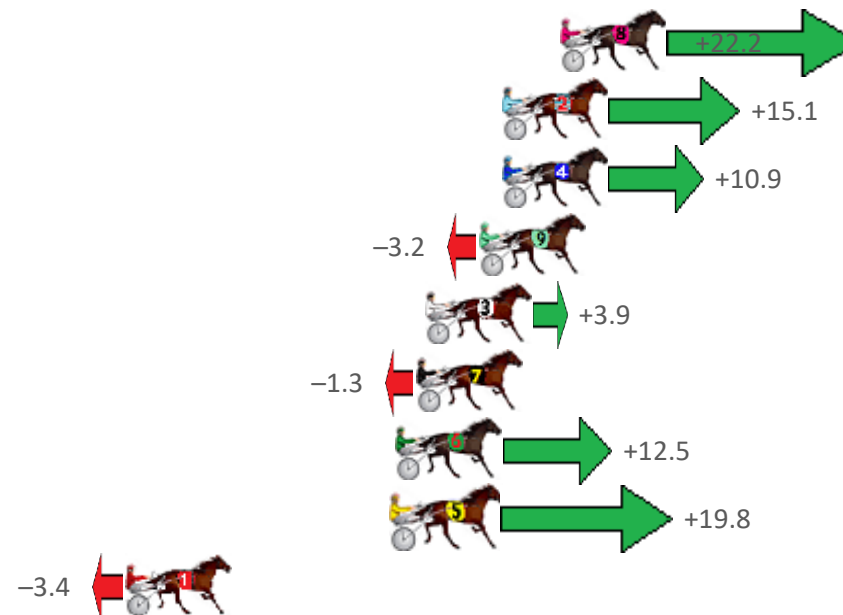
Albion Park Race 7 Distance 1660m

Saturday, 10 April 2021

Gross Time: 1:57.30 MileRate: 1:53.80 LeadTime: 3.30s First Qtr: 27.00s Second Qtr: 28.80s Third Qtr: 29.30s Fourth Qtr: 28.90s

NoHorse	Plc	Margin	Time	800Time (W)	400 Time (W)
8 TWENTYEIGHTBLACK	1	0.0m	1:57.30	56.59s (1)	27.98s (1)
2 GODDESS JUJON	2	2.3m	1:57.47	57.11s (1)	28.48s (1)
4 COURAGEOUS SAINT	3	2.3m	1:57.47	57.41s (1)	28.81s (1)
9 FRANCO HAMPTON	4	3.2m	1:57.54	58.43s (0)	29.13s (0)
3 FEEL THE REIGN	5	5.3m	1:57.70	57.92s (0)	28.65s (0)
7 SQUARE DEALER	6	5.7m	1:57.73	58.29s (0)	28.99s (0)
6 OUR LITTLE DIGGER	7	6.5m	1:57.79	57.30s (0)	28.09s (1)
5 CHERRYS THE BEST	8	6.6m	1:57.80	56.77s (1)	28.08s (2)
1 WITH AUTHORITY	9	17.2m	1:58.60	58.45s (0)	29.14s (0)

Finish Position and metres gained from 800m



Sectionals
Powered by

PJ HARNESS ANALYSER

HORSE REPORTS RAW DATA

All your sectional needs

Check us out at www.pjdata.com.au and now on Facebook

The Racing Queensland Board (trading as Racing Queensland) and provider are not responsible for the completeness or accuracy of any of the information contained herein, and makes no representations about its suitability for any purpose.

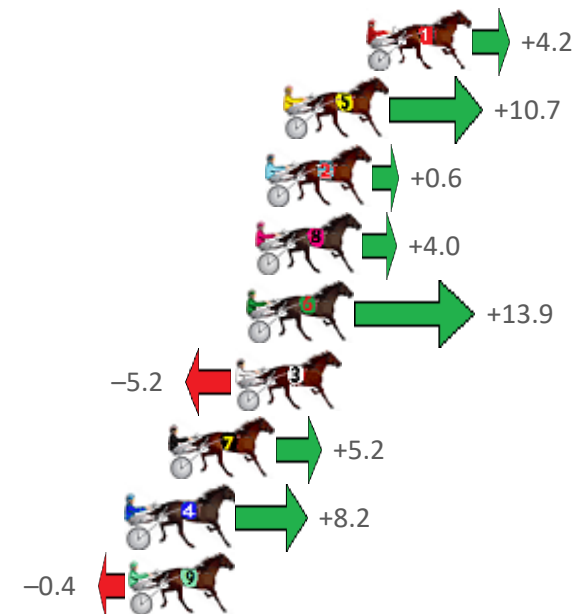
Albion Park Race 8 Distance 1660m

Saturday, 10 April 2021

Gross Time: 1:58.60 MileRate: 1:55.00 LeadTime: 3.30s First Qtr: 27.00s Second Qtr: 30.80s Third Qtr: 28.70s Fourth Qtr: 28.80s

NoHorse	Plc	Margin	Time	800Time (W)	400 Time (W)
1 RUN BOY RUN	1	0.0m	1:58.60	57.20s (0)	28.50s (0)
5 LITTLE BOLT	2	3.3m	1:58.85	56.74s (1)	28.15s (1)
2 JUST JOSHIN	3	4.0m	1:58.90	57.46s (1)	28.83s (1)
8 SO KOOL MASTER	4	4.4m	1:58.93	57.21s (0)	28.51s (0)
6 COMMODORE JUJON	5	4.7m	1:58.96	56.51s (1)	27.99s (2)
3 ASHARK	6	5.2m	1:58.99	57.87s (0)	29.17s (0)
7 THEARTOFINFUSION	7	7.8m	1:59.19	57.13s (0)	28.46s (0)
4 B MAC C	8	9.4m	1:59.31	56.91s (0)	28.27s (0)
9 ROLL WITH ROCKY	9	9.4m	1:59.31	57.53s (1)	28.89s (1)

Finish Position and metres gained from 800m



Sectionals
Powered by

PJ HARNESS ANALYSER
HORSE REPORTS RAW DATA
All your sectional needs
Check us out at www.pjdata.com.au and now on Facebook



The Racing Queensland Board (trading as Racing Queensland) and provider are not responsible for the completeness or accuracy of any of the information contained herein, and makes no representations about its suitability for any purpose.

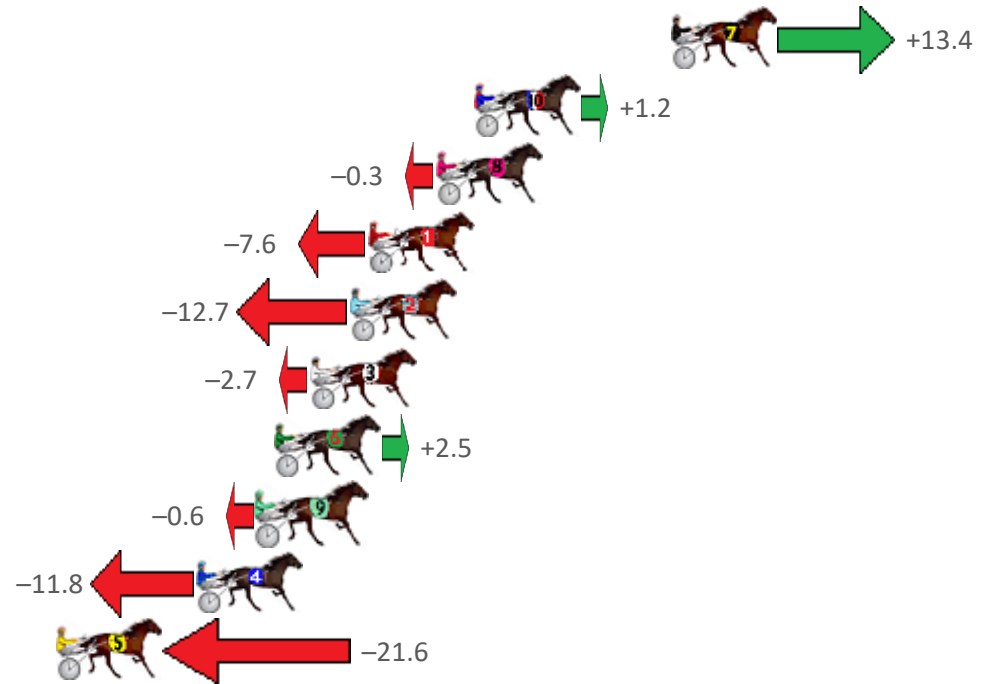
Albion Park Race 9 Distance 1660m

Saturday, 10 April 2021

Gross Time: 1:59.40 MileRate: 1:55.70 LeadTime: 3.50s First Qtr: 27.90s Second Qtr: 30.80s Third Qtr: 28.60s Fourth Qtr: 28.60s

NoHorse	Plc	Margin	Time	800Time (W)	400 Time (W)
7 FOND MEMORIES	1	0.0m	1:59.40	56.25s (2)	28.19s (2)
10 OURSOUTHERNSTAR	2	7.8m	1:59.99	57.11s (2)	29.01s (1)
8 ADRENALINE RUSH	3	9.3m	2:00.10	57.22s (0)	28.61s (0)
1 MAGGIE	4	12.0m	2:00.30	57.74s (0)	29.10s (0)
2 GOALKICKER	5	12.7m	2:00.35	58.10s (0)	29.50s (0)
3 JIVE	6	14.3m	2:00.47	57.39s (1)	28.62s (0)
6 BLUE IVY	7	15.7m	2:00.58	57.02s (2)	28.95s (2)
9 GETALOADATHISGIRL	8	16.4m	2:00.63	57.24s (1)	28.67s (2)
4 TRUE STEPPER	9	18.8m	2:00.81	58.04s (1)	29.04s (1)
5 RUNFORTHEROSES	10	24.4m	2:01.23	58.74s (1)	29.77s (1)

Finish Position and metres gained from 800m



Sectionals
Powered by

PJ HARNESS ANALYSER
HORSE REPORTS RAW DATA
All your sectional needs
Check us out at www.pjdata.com.au and now on Facebook



The Racing Queensland Board (trading as Racing Queensland) and provider are not responsible for the completeness or accuracy of any of the information contained herein, and makes no representations about its suitability for any purpose.

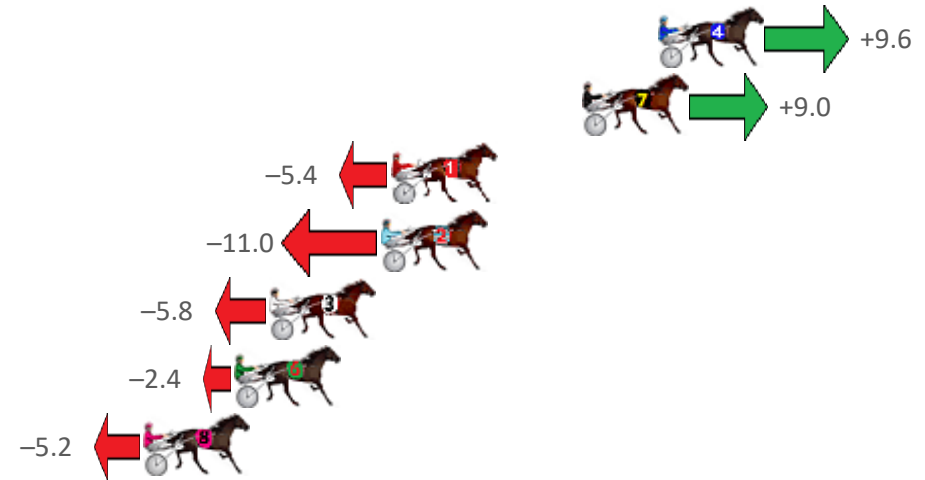
Albion Park Race 10 Distance 2138m

Saturday, 10 April 2021

Gross Time: 2:43.50 MileRate: 2:01.90 LeadTime: 43.10s First Qtr: 31.40s Second Qtr: 30.00s Third Qtr: 29.40s Fourth Qtr: 29.60s

NoHorse	Plc	Margin	Time	800Time (W)	400 Time (W)
4 MUSCULUS	1	0.0m	2:43.50	58.30s (0)	28.98s (1)
7 NORTHERN MUSCLE	2	3.0m	2:43.73	58.34s (2)	29.51s (1)
1 REDRIVERDEBBA	3	10.6m	2:44.32	59.40s (0)	30.06s (0)
2 MATATOKI	4	11.0m	2:44.35	59.81s (0)	30.41s (0)
3 IL PIRATA	5	15.4m	2:44.69	59.43s (1)	29.81s (1)
6 KINGDOM COME	6	16.8m	2:44.80	59.18s (0)	29.95s (0)
8 GEE UP NEDDY	7	20.4m	2:45.08	59.38s (1)	29.86s (1)

Finish Position and metres gained from 800m



Sectionals
Powered by

PJ HARNESS ANALYSER
HORSE REPORTS RAW DATA
All your sectional needs
Check us out at www.pjdata.com.au and now on Facebook



The Racing Queensland Board (trading as Racing Queensland) and provider are not responsible for the completeness or accuracy of any of the information contained herein, and makes no representations about its suitability for any purpose.