

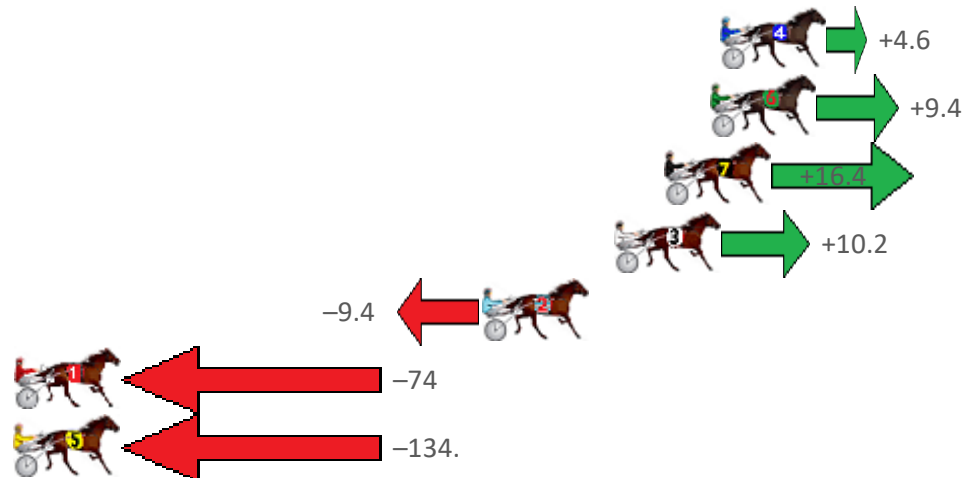
Albion Park Race 1 Distance 2647m

Tuesday, 13 April 2021

Gross Time: 3:28.70 MileRate: 2:06.40 LeadTime: 85.00s First Qtr: 31.70s Second Qtr: 32.40s Third Qtr: 30.60s Fourth Qtr: 29.00s

NoHorse	Plc	Margin	Time	800Time (W)	400 Time (W)
4 CHASING GREAT	1	0.0m	3:28.70	59.26s (0)	28.70s (0)
6 MELPARK MAGIC	2	0.4m	3:28.73	58.90s (0)	28.51s (1)
7 ORLANDO JOLT	3	2.2m	3:28.87	58.39s (0)	28.12s (1)
3 IMA CALVERT ROSE	4	4.2m	3:29.02	58.84s (0)	28.65s (0)
2 DOWN UNDER RORS	5	9.4m	3:29.42	60.30s (0)	29.68s (0)
1 PRINCESS FAITH	6	153.1m	3:40.35	65.02s (0)	32.11s (0)
5 HELLO JOLENE JOLENE	7	284.0m	3:50.31	69.53s (0)	35.06s (0)

Finish Position and metres gained from 800m



Sectionals
Powered by

PJ HARNESS ANALYSER Version 3.05 Out Now!
HORSE REPORTS / RAW DATA
 All your sectional needs Check us out at www.pjdata.com.au



The Racing Queensland Board (trading as Racing Queensland) and provider are not responsible for the completeness or accuracy of any of the information contained herein, and makes no representations about its suitability for any purpose.

Albion Park Race 2 Distance 1660m

Tuesday, 13 April 2021

Gross Time: 1:59.10 MileRate: 1:55.40 LeadTime: 3.60s First Qtr: 28.30s Second Qtr: 30.40s Third Qtr: 28.10s Fourth Qtr: 28.70s

NoHorse	Plc	Margin	Time	800Time (W)	400 Time (W)
3 LOVE YOUR WORK	1	0.0m	1:59.10	56.76s (1)	28.66s (1)
6 CHAMONIX	2	0.1m	1:59.11	56.04s (1)	27.84s (2)
2 PARATROUPER	3	7.5m	1:59.67	57.33s (0)	29.01s (0)
5 DON HESTON	4	25.5m	2:01.02	58.23s (1)	29.88s (1)
4 MONTANA PRIDE	5	33.6m	2:01.63	58.58s (0)	29.78s (0)
1 BONDI PRINCE	6	37.5m	2:01.93	59.15s (0)	30.58s (0)

Finish Position and metres gained from 800m



Sectionals
Powered by

PJ HARNESS ANALYSER Version 3.05 Out Now!
HORSE REPORTS / RAW DATA
 All your sectional needs Check us out at www.pjdata.com.au



The Racing Queensland Board (trading as Racing Queensland) and provider are not responsible for the completeness or accuracy of any of the information contained herein, and makes no representations about its suitability for any purpose.


Albion Park Race 3 Distance 1660m

Tuesday, 13 April 2021

Gross Time: 2:02.40 MileRate: 1:58.70 LeadTime: 3.50s First Qtr: 29.40s Second Qtr: 32.10s Third Qtr: 29.50s Fourth Qtr: 27.90s

No Horse	Plc	Margin	Time	800Time (W)	400 Time (W)
2 FRONTLINER	1	0.0m	2:02.40	57.40s (0)	27.90s (0)
5 HES SWEET	2	1.9m	2:02.54	57.12s (1)	27.74s (1)
1 AYE AYE CAPTAIN	3	4.2m	2:02.71	57.39s (0)	27.90s (0)
3 LETS BLAZE	4	6.4m	2:02.87	57.24s (0)	27.73s (0)
4 BLACKJACK JIM	5	11.7m	2:03.26	57.52s (1)	28.06s (1)
6 STEEVEN	6	15.8m	2:03.56	57.60s (0)	28.00s (1)

Finish Position and metres gained from 800m



Sectionals
Powered by

PJ HARNESS ANALYSER Version 3.05 Out Now!
HORSE REPORTS / RAW DATA
 All your sectional needs Check us out at www.pjdata.com.au



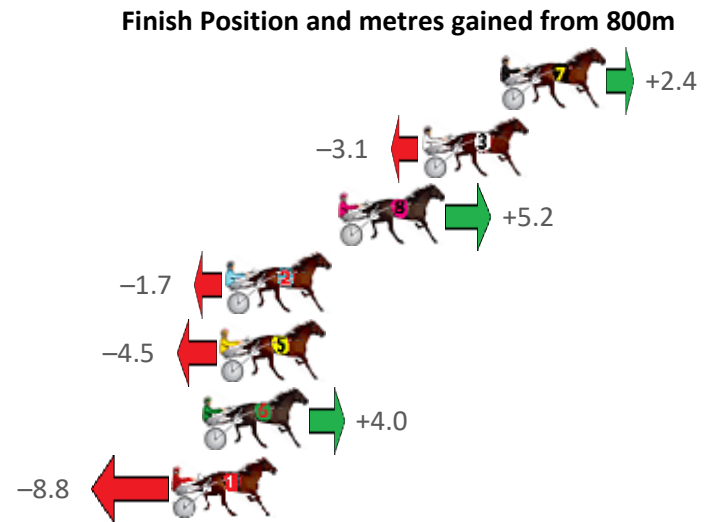
The Racing Queensland Board (trading as Racing Queensland) and provider are not responsible for the completeness or accuracy of any of the information contained herein, and makes no representations about its suitability for any purpose.

Albion Park Race 4 Distance 1660m

Tuesday, 13 April 2021

Gross Time: 2:00.30 MileRate: 1:56.60 LeadTime: 3.50s First Qtr: 28.50s Second Qtr: 31.70s Third Qtr: 28.70s Fourth Qtr: 27.90s

NoHorse	Plc	Margin	Time	800Time (W)	400 Time (W)
7 AUNTY BELLA	1	0.0m	2:00.30	56.43s (1)	27.82s (1)
3 LILLIES	2	3.1m	2:00.53	56.82s (0)	28.12s (0)
8 JASPER	3	6.4m	2:00.77	56.23s (1)	27.93s (2)
2 PRINCESS CHILLA	4	10.9m	2:01.10	56.72s (0)	27.80s (0)
5 OUR BELLA LUCIA	5	11.1m	2:01.11	56.92s (1)	28.17s (1)
6 WANNAGO	6	11.8m	2:01.17	56.32s (1)	28.00s (2)
1 KENDYS BUTTERFLY	7	13.0m	2:01.25	57.22s (0)	28.40s (0)



Sectionals
Powered by

PJ HARNESS ANALYSER Version 3.05 Out Now!
HORSE REPORTS / RAW DATA
 All your sectional needs Check us out at www.pjdata.com.au



The Racing Queensland Board (trading as Racing Queensland) and provider are not responsible for the completeness or accuracy of any of the information contained herein, and makes no representations about its suitability for any purpose.

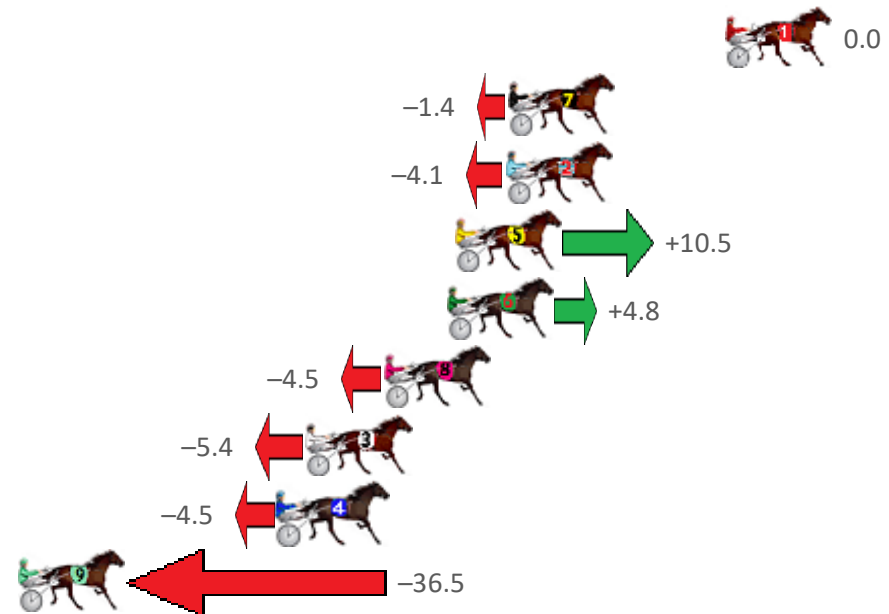
Albion Park Race 5 Distance 1660m

Tuesday, 13 April 2021

Gross Time: 2:02.50 MileRate: 1:58.80 LeadTime: 3.50s First Qtr: 27.60s Second Qtr: 32.80s Third Qtr: 30.80s Fourth Qtr: 27.80s

NoHorse	Plc	Margin	Time	800Time (W)	400 Time (W)
1 CAT KING COLE	1	0.0m	2:02.50	58.60s (0)	27.80s (0)
7 GOTTA GO MILKING	2	8.6m	2:03.13	58.70s (1)	28.24s (1)
2 SHADYS CULLECT	3	8.7m	2:03.14	58.90s (0)	28.04s (0)
5 TIMS A TROOPER	4	10.7m	2:03.28	57.84s (1)	27.18s (1)
6 JUDGE JUJON	5	11.0m	2:03.30	58.25s (1)	27.63s (1)
8 TORQUE TOTHE MUSIC	6	13.5m	2:03.49	58.93s (0)	28.01s (0)
3 MYSTICAL CHARM	7	16.6m	2:03.71	58.99s (1)	28.38s (1)
4 CATSEYE BEACH	8	17.7m	2:03.79	58.93s (0)	28.01s (0)
9 THE HARRIS HAWK	9	54.9m	2:06.51	61.26s (0)	30.16s (0)

Finish Position and metres gained from 800m



Sectionals
Powered by

PJ HARNESS ANALYSER
HORSE REPORTS / RAW DATA
Version 3.05 Out Now!
All your sectional needs
Check us out at www.pjdata.com.au



The Racing Queensland Board (trading as Racing Queensland) and provider are not responsible for the completeness or accuracy of any of the information contained herein, and makes no representations about its suitability for any purpose.

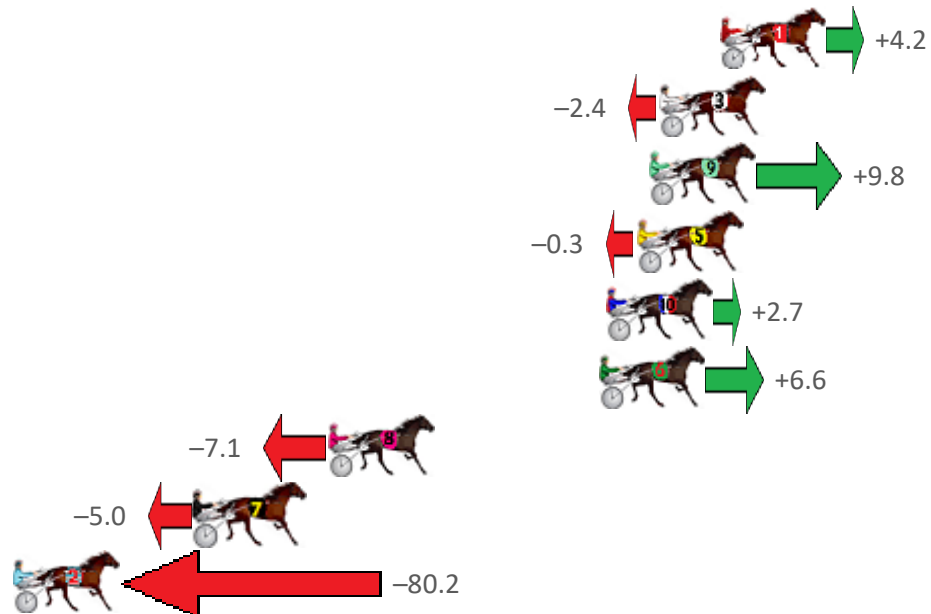
Albion Park Race 6 Distance 1660m

Tuesday, 13 April 2021

Gross Time: 2:00.90 MileRate: 1:57.20 LeadTime: 3.50s First Qtr: 27.60s Second Qtr: 32.40s Third Qtr: 28.30s Fourth Qtr: 29.10s

NoHorse	Plc	Margin	Time	800Time (W)	400 Time (W)
1 GROOVY MISS ANNIE	1	0.0m	2:00.90	57.10s (0)	28.77s (0)
3 DELIGHTFUL REASON	2	2.4m	2:01.08	57.57s (0)	29.27s (0)
9 BETTOR WATCH HIM	3	2.8m	2:01.11	56.70s (0)	28.38s (1)
5 KAY NORA SHANNON	4	3.3m	2:01.15	57.42s (1)	29.08s (1)
10 LANCELOT BROMAC	5	4.5m	2:01.24	57.21s (1)	28.82s (1)
6 KWASII	6	4.8m	2:01.27	56.93s (1)	28.71s (2)
8 PAGO PAGO	7	15.5m	2:02.08	57.91s (0)	29.51s (0)
7 SUN SAFE	8	20.8m	2:02.49	57.76s (1)	29.30s (1)
2 THREE MACHS	9	230.2m	2:18.47	63.12s (0)	34.83s (0)

Finish Position and metres gained from 800m



Sectionals
Powered by

PJ HARNESS ANALYSER Version 3.05 Out Now!
HORSE REPORTS / RAW DATA
 All your sectional needs Check us out at www.pjdata.com.au



The Racing Queensland Board (trading as Racing Queensland) and provider are not responsible for the completeness or accuracy of any of the information contained herein, and makes no representations about its suitability for any purpose.


Albion Park Race 7 Distance 1660m

Tuesday, 13 April 2021

Gross Time: 1:59.50 MileRate: 1:55.90 LeadTime: 3.40s First Qtr: 27.60s Second Qtr: 31.10s Third Qtr: 28.10s Fourth Qtr: 29.30s

NoHorse	Plc	Margin	Time	800Time (W)	400 Time (W)
6 SCOTCH EN ICE	1	0.0m	1:59.50	56.19s (1)	28.72s (2)
1 MY CHINA DOLL	2	1.7m	1:59.63	57.21s (0)	29.10s (0)
4 CHAINLINC	3	2.9m	1:59.72	57.61s (0)	29.51s (0)
2 COPPICE	4	5.4m	1:59.91	57.59s (1)	29.43s (1)
8 MAGICOL IDEAL	5	6.5m	1:60.00	57.19s (0)	29.12s (0)
3 SHEZALUCKYLADY	6	8.1m	2:00.12	57.46s (1)	29.32s (1)
5 IMA BEACH BABE	7	8.4m	2:00.15	57.13s (1)	29.02s (1)
9 GOLDEN SAND	8	10.8m	2:00.33	57.20s (0)	29.13s (0)
7 SIGNOR JUJON	9	14.2m	2:00.59	56.86s (1)	29.26s (2)

Finish Position and metres gained from 800m



Sectionals
Powered by

PJ HARNESS ANALYSER Version 3.05 Out Now!
HORSE REPORTS / RAW DATA
 All your sectional needs Check us out at www.pjdata.com.au



The Racing Queensland Board (trading as Racing Queensland) and provider are not responsible for the completeness or accuracy of any of the information contained herein, and makes no representations about its suitability for any purpose.

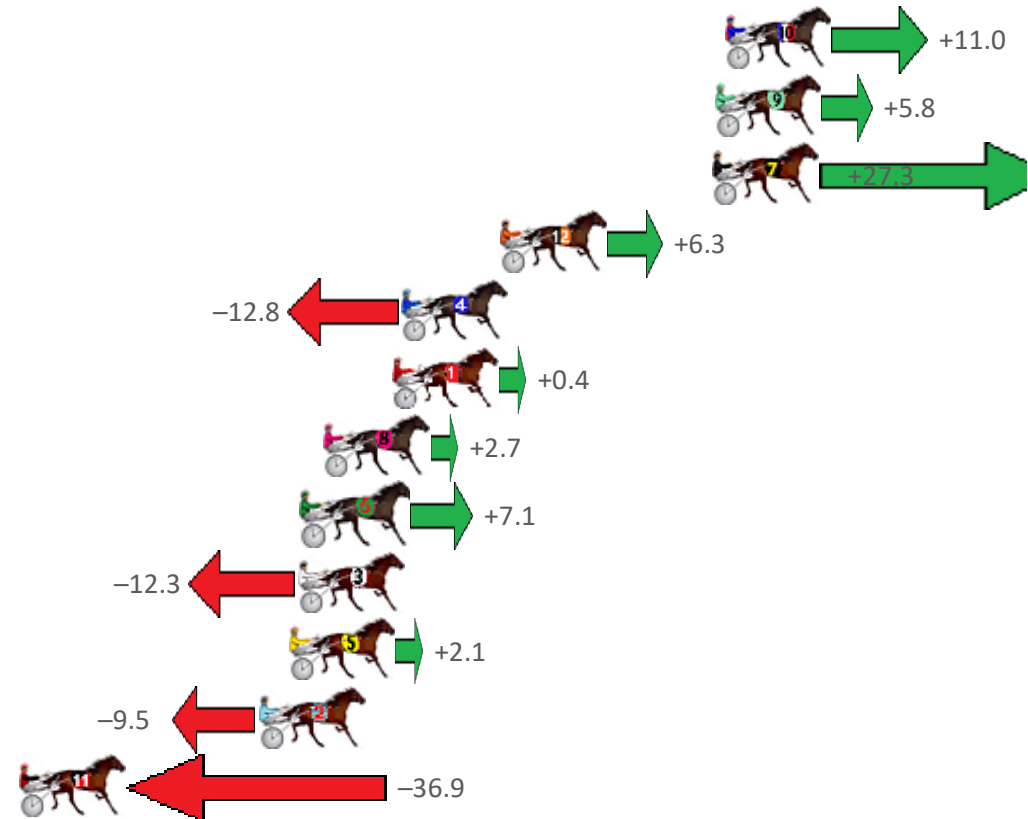
Albion Park Race 8 Distance 2138m

Tuesday, 13 April 2021

Gross Time: 2:35.30 MileRate: 1:56.90 LeadTime: 36.00s First Qtr: 30.20s Second Qtr: 30.40s Third Qtr: 28.70s Fourth Qtr: 30.00s

NoHorse	Plc	Margin	Time	800Time (W)	400 Time (W)
10 GASMONKEY	1	0.0m	2:35.30	57.90s (1)	29.33s (1)
9 JINGLES BROMAC	2	0.4m	2:35.33	58.28s (1)	30.03s (0)
7 KING TRITON	3	0.5m	2:35.34	56.71s (2)	29.11s (3)
12 ALE ALE KAI	4	8.9m	2:36.00	58.24s (1)	29.59s (2)
4 LEFT A HURRIKANE	5	12.8m	2:36.31	59.63s (0)	30.57s (0)
1 IDEAL TIGER	6	13.2m	2:36.34	58.67s (0)	29.45s (2)
8 GINGER MICKY	7	15.9m	2:36.55	58.50s (0)	29.81s (0)
6 MORESCO	8	16.7m	2:36.61	58.18s (1)	29.41s (1)
3 SWEET APPEAL	9	16.9m	2:36.63	59.60s (0)	30.56s (0)
5 RECIPE FOR DREAMING	10	17.3m	2:36.66	58.55s (1)	29.75s (3)
2 CHEESANDKISSES	11	18.5m	2:36.75	59.39s (0)	30.37s (0)
11 VIGOROSO	12	37.7m	2:38.26	61.39s (1)	31.53s (1)

Finish Position and metres gained from 800m



Sectionals
Powered by

PJ HARNESS ANALYSER

HORSE REPORTS / RAW DATA

Version 3.05
Out Now!

All your sectional needs

Check us out at www.pjdata.com.au

The Racing Queensland Board (trading as Racing Queensland) and provider are not responsible for the completeness or accuracy of any of the information contained herein, and makes no representations about its suitability for any purpose.

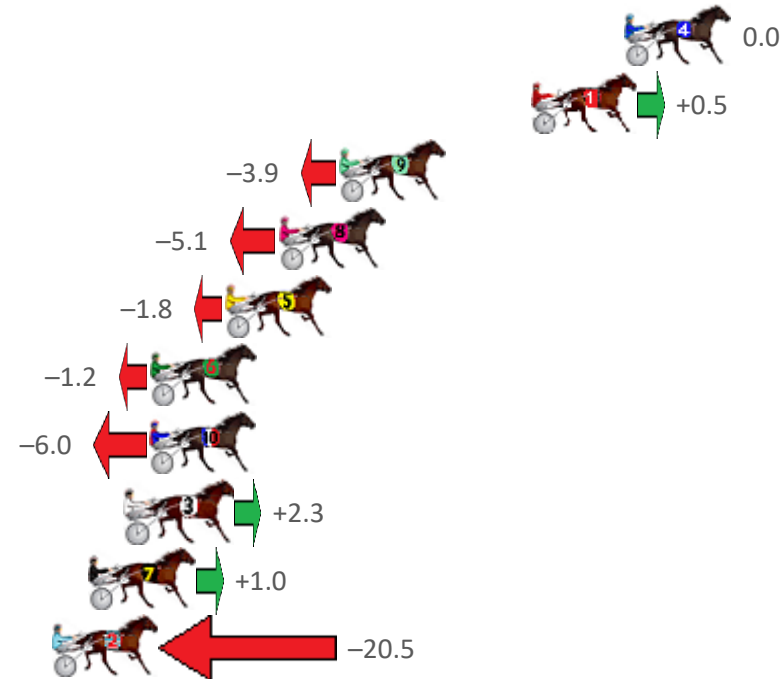
Albion Park Race 9 Distance 1660m

Tuesday, 13 April 2021

Gross Time: 1:58.10 MileRate: 1:54.50 LeadTime: 3.50s First Qtr: 27.50s Second Qtr: 31.10s Third Qtr: 28.30s Fourth Qtr: 27.70s

No	Horse	Plc	Margin	Time	800Time (W)	400 Time (W)
4	GOLIGHTLY	1	0.0m	1:58.10	56.00s (0)	27.70s (0)
1	LEFT A TERROR	2	3.7m	1:58.37	55.97s (0)	27.65s (0)
9	RAGNARR	3	11.3m	1:58.92	56.27s (1)	28.05s (2)
8	OYSTER STRIDE	4	13.7m	1:59.10	56.36s (0)	28.02s (0)
5	ONE OFF	5	15.8m	1:59.25	56.13s (0)	27.82s (0)
6	JAY TEE TYRON	6	18.8m	1:59.47	56.08s (1)	28.25s (2)
10	DAPPER	7	18.8m	1:59.47	56.42s (1)	28.29s (1)
3	HAVING THE FAITH	8	19.7m	1:59.54	55.84s (1)	28.02s (1)
7	HENRY HU	9	21.2m	1:59.64	55.93s (0)	27.82s (0)
2	LORIMER LADY	10	22.7m	1:59.75	57.43s (1)	29.07s (1)

Finish Position and metres gained from 800m



Sectionals
Powered by

PJ

HARNES ANALYSER

HORSE REPORTS / RAW DATA

All your sectional needs

Check us out at www.pjdata.com.au

Version 3.05
Out Now!

The Racing Queensland Board (trading as Racing Queensland) and provider are not responsible for the completeness or accuracy of any of the information contained herein, and makes no representations about its suitability for any purpose.