

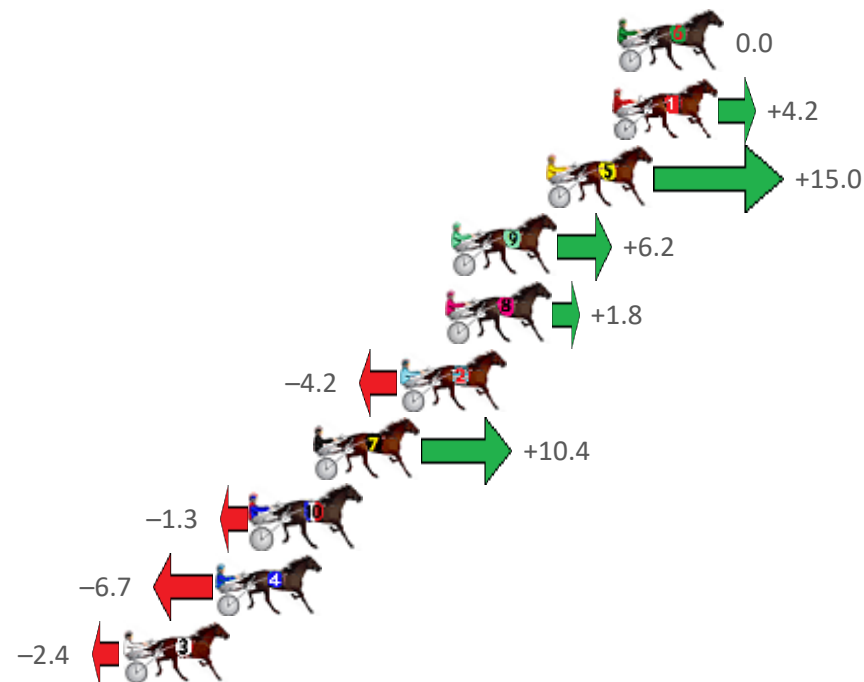
Albion Park Race 1 Distance 1660m

Friday, 30 April 2021

Gross Time: 1:59.20 MileRate: 1:55.50 LeadTime: 3.30s First Qtr: 28.50s Second Qtr: 31.00s Third Qtr: 27.70s Fourth Qtr: 28.70s

NoHorse	Plc	Margin	Time	800Time (W)	400 Time (W)
6 STREET APPEAL	1	0.0m	1:59.20	56.40s (0)	28.70s (0)
1 MUCH BETTOR	2	0.2m	1:59.22	56.11s (0)	28.39s (0)
5 FOND MEMORIES	3	2.8m	1:59.41	55.35s (1)	28.27s (3)
9 WHISKEY BLAZE	4	6.6m	1:59.70	55.97s (0)	28.24s (0)
8 SQUIRE	5	6.8m	1:59.71	56.27s (0)	28.56s (0)
2 COMMODORE JUJON	6	8.6m	1:59.85	56.69s (1)	29.06s (1)
7 KINGOFTHESTARS	7	12.0m	2:00.10	55.67s (1)	28.24s (1)
10 ROCKNROLL CLASSIC	8	14.5m	2:00.29	56.49s (1)	28.89s (1)
4 LIFES BLACK	9	15.9m	2:00.40	56.87s (1)	29.31s (2)
3 OUR BONDI BEACH	10	19.6m	2:00.68	56.57s (0)	29.14s (2)

Finish Position and metres gained from 800m



Sectionals
Powered by

PJ HARNESS ANALYSER Version 3.05 Out Now!
HORSE REPORTS / RAW DATA
 All your sectional needs Check us out at www.pjdata.com.au



The Racing Queensland Board (trading as Racing Queensland) and provider are not responsible for the completeness or accuracy of any of the information contained herein, and makes no representations about its suitability for any purpose.


Albion Park Race 2 Distance 1660m

Friday, 30 April 2021

Gross Time: 2:01.80 MileRate: 1:58.10 LeadTime: 3.60s First Qtr: 28.70s Second Qtr: 32.10s Third Qtr: 28.90s Fourth Qtr: 28.50s

NoHorse	Plc	Margin	Time	800Time (W)	400 Time (W)
3 VIENNA BOY	1	0.0m	2:01.80	56.69s (1)	28.07s (1)
5 MISTER DIAMOND	2	3.6m	2:02.07	57.24s (1)	28.66s (1)
1 MONTEREY JACK	3	3.8m	2:02.08	57.37s (0)	28.43s (0)
10 PROSECUTION WITNESS	4	3.9m	2:02.09	56.65s (1)	28.03s (1)
2 MORESCO	5	4.1m	2:02.11	57.69s (0)	28.79s (0)
7 OUR RIDGY DIDGE	6	5.5m	2:02.21	56.12s (1)	27.52s (1)
8 CAPTAIN COSMONAUT	7	6.9m	2:02.32	57.26s (0)	28.32s (0)
4 SUGARKANE	8	8.4m	2:02.43	56.66s (1)	28.02s (1)
6 COLOMBIAN GOLD	9	8.8m	2:02.46	57.10s (0)	28.13s (0)
9 HOT ROD HEAVEN	10	169.8m	2:14.51	63.09s (0)	31.32s (0)

Finish Position and metres gained from 800m



Sectionals
Powered by

PJ HARNESS ANALYSER Version 3.05 Out Now!
HORSE REPORTS / RAW DATA
 All your sectional needs Check us out at www.pjdata.com.au



The Racing Queensland Board (trading as Racing Queensland) and provider are not responsible for the completeness or accuracy of any of the information contained herein, and makes no representations about its suitability for any purpose.

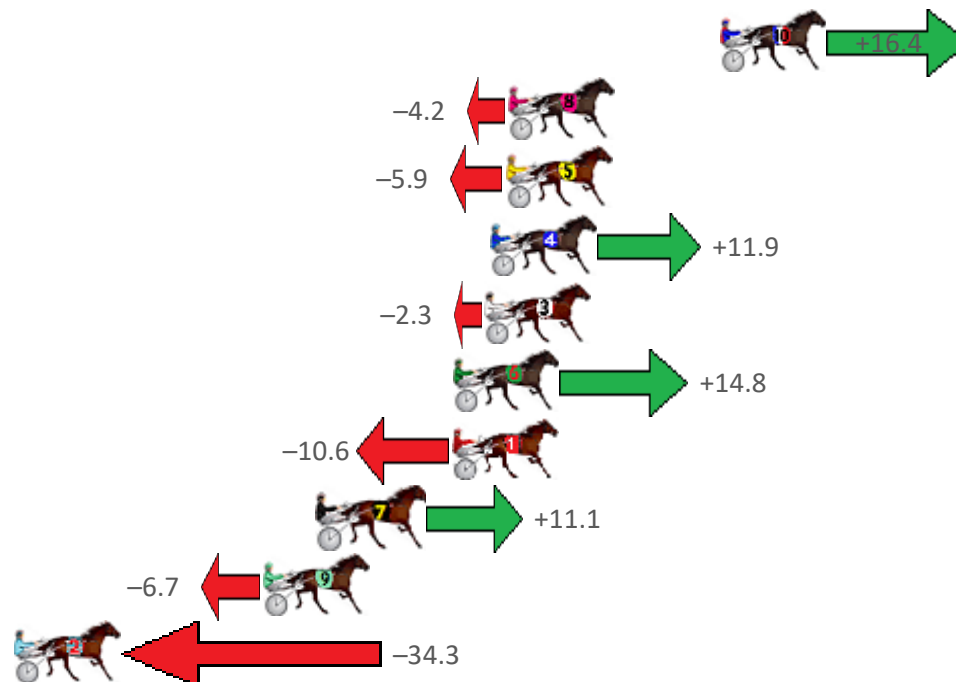
Albion Park Race 3 Distance 1660m

Friday, 30 April 2021

Gross Time: 2:00.70 MileRate: 1:57.00 LeadTime: 3.50s First Qtr: 27.60s Second Qtr: 31.50s Third Qtr: 29.40s Fourth Qtr: 28.70s

NoHorse	Plc	Margin	Time	800Time (W)	400 Time (W)
10 CHAMONIX	1	0.0m	2:00.70	56.92s (1)	28.49s (2)
8 MY ULTIMATE BONDI	2	8.4m	2:01.33	58.40s (0)	28.99s (0)
5 BARKWAY ARNOLD	3	8.5m	2:01.34	58.53s (1)	29.31s (1)
4 MAGGIE	4	9.1m	2:01.39	57.24s (1)	28.82s (2)
3 ARK ME	5	9.3m	2:01.40	58.27s (1)	29.06s (1)
6 SWEET APPEAL	6	10.6m	2:01.50	57.03s (1)	28.60s (2)
1 SWEET LOMBO	7	10.6m	2:01.50	58.87s (0)	29.44s (0)
7 FAIRIESDELIGHT	8	15.9m	2:01.90	57.30s (0)	28.79s (1)
9 DONNY JONES	9	18.1m	2:02.06	58.58s (1)	29.28s (1)
2 KETTERING GIRL	10	42.7m	2:03.92	60.58s (0)	30.99s (0)

Finish Position and metres gained from 800m



Sectionals
Powered by

PJ HARNESS ANALYSER Version 3.05 Out Now!
HORSE REPORTS / RAW DATA
 All your sectional needs Check us out at www.pjdata.com.au



The Racing Queensland Board (trading as Racing Queensland) and provider are not responsible for the completeness or accuracy of any of the information contained herein, and makes no representations about its suitability for any purpose.

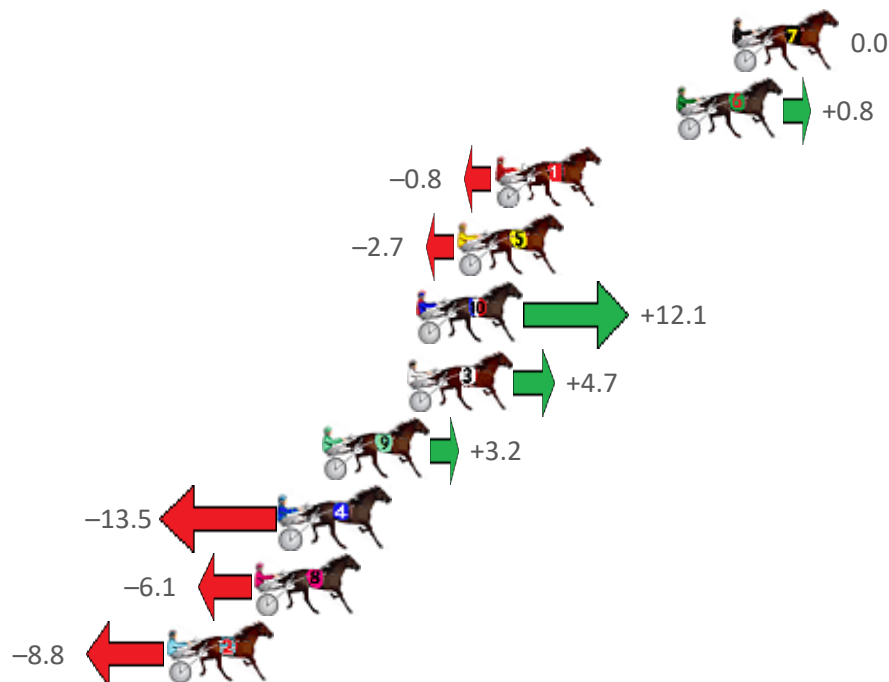
Albion Park Race 4 Distance 1660m

Friday, 30 April 2021

Gross Time: 1:58.90 MileRate: 1:55.20 LeadTime: 3.40s First Qtr: 28.00s Second Qtr: 30.50s Third Qtr: 28.30s Fourth Qtr: 28.70s

NoHorse	Plc	Margin	Time	800Time (W)	400 Time (W)
7 BIG WHEELS	1	0.0m	1:58.90	57.00s (0)	28.70s (0)
6 OUR BALOU	2	2.2m	1:59.07	56.94s (1)	28.63s (1)
1 ROYAL OBSESSION	3	9.4m	1:59.61	57.06s (0)	28.71s (0)
5 FROST EN ICE	4	10.9m	1:59.72	57.19s (1)	28.92s (1)
10 ROLL WITH ROCKY	5	12.5m	1:59.84	56.14s (1)	28.75s (2)
3 IN CHEVRON WE TRUST	6	12.9m	1:59.87	56.67s (0)	28.46s (2)
9 YEP GOT CHOOKS	7	16.2m	2:00.12	56.77s (1)	29.38s (2)
4 MOTU AMETHYST	8	17.9m	2:00.25	57.96s (0)	29.62s (0)
8 PLATINUM PROMISE	9	18.9m	2:00.32	57.43s (0)	29.08s (0)
2 LEFT A HURRIKANE	10	22.4m	2:00.59	57.62s (1)	29.30s (1)

Finish Position and metres gained from 800m



Sectionals
Powered by

PJ HARNESS ANALYSER

HORSE REPORTS / RAW DATA

Version 3.05
Out Now!

All your sectional needs

Check us out at www.pjdata.com.au



The Racing Queensland Board (trading as Racing Queensland) and provider are not responsible for the completeness or accuracy of any of the information contained herein, and makes no representations about its suitability for any purpose.

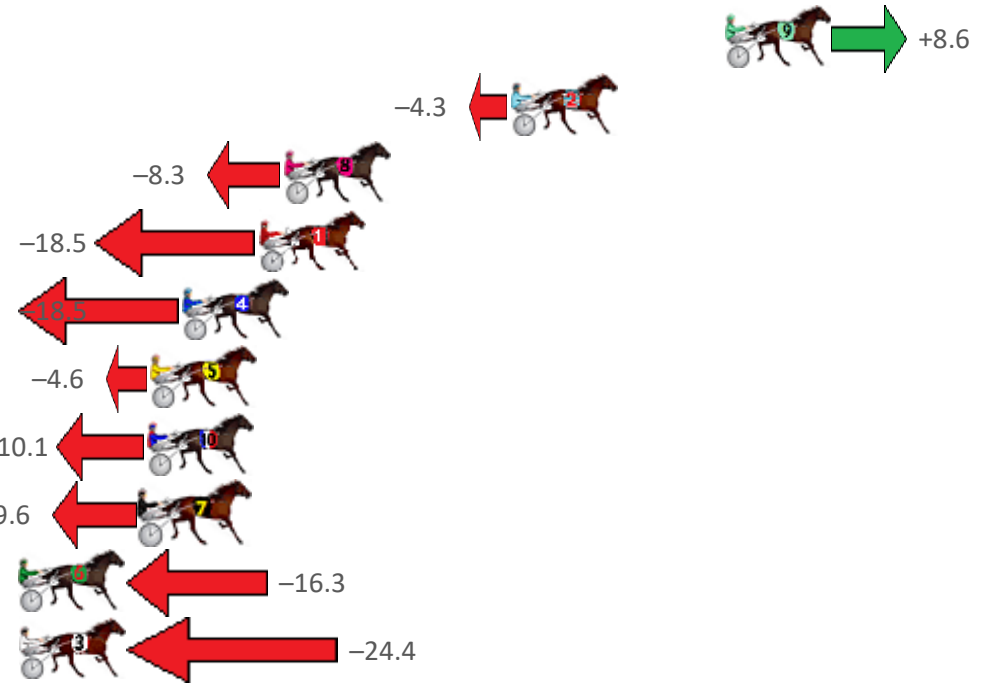
Albion Park Race 5 Distance 1660m

Friday, 30 April 2021

Gross Time: 2:01.00 MileRate: 1:57.30 LeadTime: 3.50s First Qtr: 28.90s Second Qtr: 30.70s Third Qtr: 28.10s Fourth Qtr: 29.80s

NoHorse	Plc	Margin	Time	800Time (W)	400 Time (W)
9 DELIGHTFUL REASON	1	0.0m	2:01.00	57.28s (1)	29.80s (0)
2 LAZY BLAZE	2	8.5m	2:01.66	58.21s (0)	29.53s (0)
8 OKANES DEVIL	3	17.5m	2:02.37	58.50s (0)	29.82s (0)
1 RANCHO MAN	4	18.5m	2:02.44	59.23s (0)	30.61s (0)
4 MAJOR LUCKY	5	21.5m	2:02.68	59.23s (1)	30.64s (1)
5 DEADLY ROCKER	6	22.8m	2:02.78	58.23s (0)	30.29s (1)
10 ROCK THE HOUSE	7	22.9m	2:02.79	58.63s (1)	30.80s (2)
7 ITSMEGS	8	23.2m	2:02.81	58.59s (0)	29.79s (1)
6 HIGH ON MONTANA	9	33.3m	2:03.60	59.07s (2)	31.29s (3)
3 PURPLE SHADES	10	41.4m	2:04.23	59.66s (1)	31.55s (2)

Finish Position and metres gained from 800m



Sectionals
Powered by

PJ

HARNES ANALYSER

HORSE REPORTS / RAW DATA

All your sectional needs

Check us out at www.pjdata.com.au

Version 3.05
Out Now!

The Racing Queensland Board (trading as Racing Queensland) and provider are not responsible for the completeness or accuracy of any of the information contained herein, and makes no representations about its suitability for any purpose.

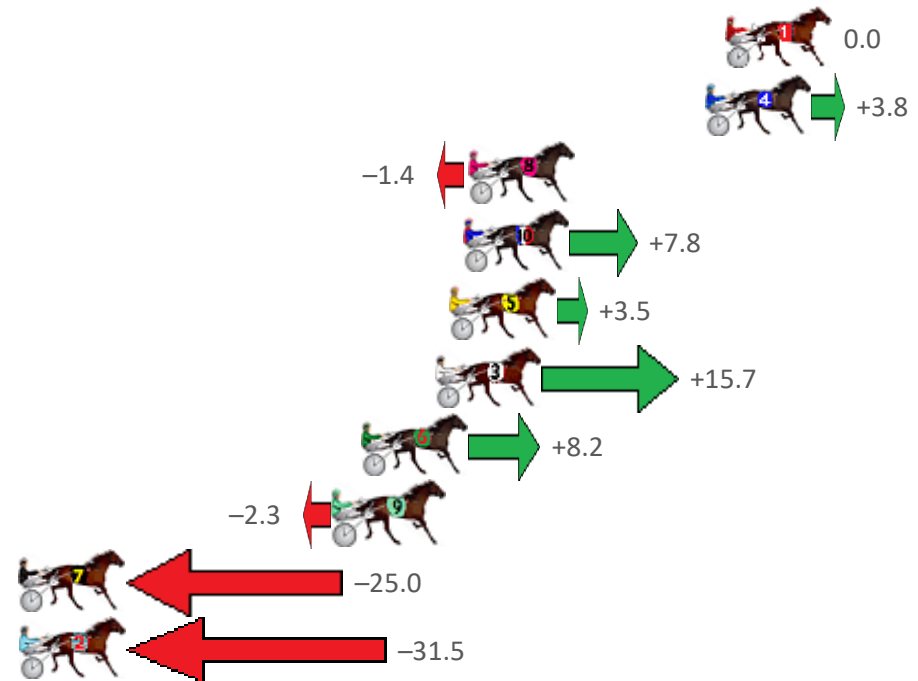
Albion Park Race 6 Distance 1660m

Friday, 30 April 2021

Gross Time: 2:01.50 MileRate: 1:57.80 LeadTime: 3.40s First Qtr: 28.50s Second Qtr: 32.20s Third Qtr: 29.00s Fourth Qtr: 28.40s

NoHorse	Plc	Margin	Time	800Time (W)	400 Time (W)
1 ITS MR CLOONEY	1	0.0m	2:01.50	57.40s (0)	28.40s (0)
4 HEADWIN	2	0.8m	2:01.56	57.13s (0)	28.12s (0)
8 BETTOR SPORT	3	10.2m	2:02.26	57.50s (0)	28.46s (0)
10 RAANI	4	10.4m	2:02.28	56.84s (1)	28.29s (2)
5 LA SAFRON	5	10.9m	2:02.31	57.15s (0)	28.03s (0)
3 DESPONDENT	6	11.5m	2:02.36	56.28s (1)	27.76s (1)
6 RECIPE FOR DREAMING	7	14.4m	2:02.57	56.81s (1)	28.26s (2)
9 AQUA CRUISER	8	15.5m	2:02.66	57.56s (2)	28.96s (2)
7 GOLDEN SAND	9	29.0m	2:03.66	59.18s (1)	29.93s (1)
2 TASCOTT TERROR	10	39.9m	2:04.48	59.65s (1)	30.34s (1)

Finish Position and metres gained from 800m



Sectionals
Powered by

PJ HARNESS ANALYSER Version 3.05 Out Now!
HORSE REPORTS / RAW DATA
 All your sectional needs Check us out at www.pjdata.com.au



The Racing Queensland Board (trading as Racing Queensland) and provider are not responsible for the completeness or accuracy of any of the information contained herein, and makes no representations about its suitability for any purpose.

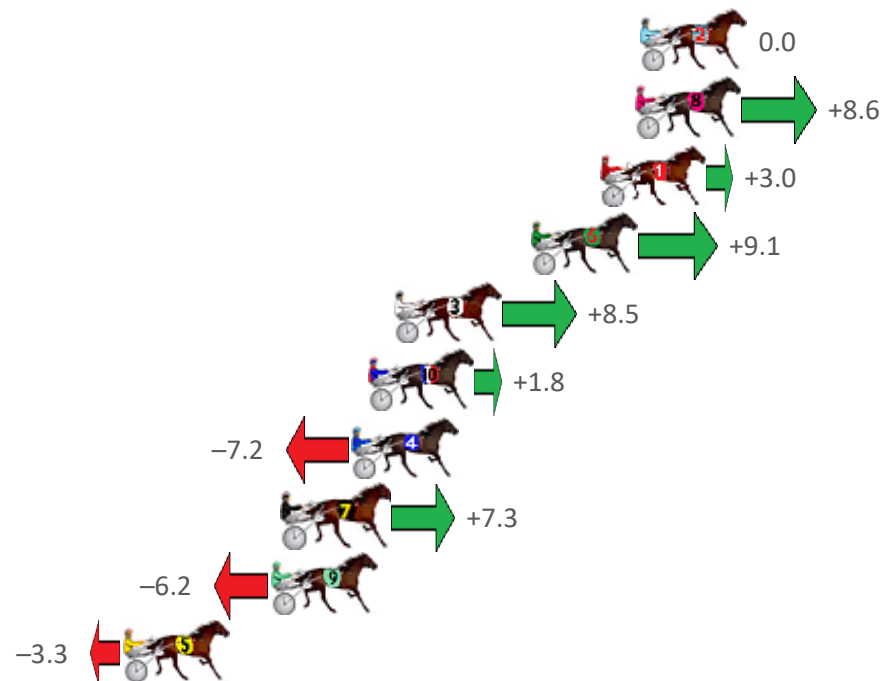
Albion Park Race 7 Distance 1660m

Friday, 30 April 2021

Gross Time: 1:59.80 MileRate: 1:56.20 LeadTime: 3.40s First Qtr: 29.40s Second Qtr: 30.30s Third Qtr: 28.30s Fourth Qtr: 28.40s

NoHorse	Plc	Margin	Time	800Time (W)	400 Time (W)
2 GOLIGHTLY	1	0.0m	1:59.80	56.70s (0)	28.40s (0)
8 JERADAS DELIGHT	2	0.2m	1:59.81	56.09s (0)	27.75s (0)
1 RIVERLEIGH ROCKET	3	1.6m	1:59.92	56.49s (0)	28.16s (0)
6 MAJOR GENERALJUJON	4	4.3m	2:00.12	56.06s (0)	27.69s (0)
3 CLARKEY	5	9.7m	2:00.52	56.10s (0)	28.10s (1)
10 STRADDIE	6	10.8m	2:00.61	56.57s (1)	28.82s (2)
4 JUST ROKIN	7	11.4m	2:00.65	57.21s (1)	28.95s (1)
7 BIG BANG LEONARD	8	14.1m	2:00.85	56.19s (1)	28.34s (2)
9 AT WEST POINT	9	14.6m	2:00.89	57.14s (1)	28.88s (1)
5 INVINCIBLE LOXTON	10	20.5m	2:01.33	56.93s (1)	29.10s (2)

Finish Position and metres gained from 800m



Sectionals
Powered by

PJ HARNESS ANALYSER Version 3.05 Out Now!
HORSE REPORTS / RAW DATA
 All your sectional needs Check us out at www.pjdata.com.au



The Racing Queensland Board (trading as Racing Queensland) and provider are not responsible for the completeness or accuracy of any of the information contained herein, and makes no representations about its suitability for any purpose.


Albion Park Race 8 Distance 1660m

Friday, 30 April 2021

Gross Time: 2:02.50 MileRate: 1:58.80 LeadTime: 3.40s First Qtr: 28.70s Second Qtr: 31.00s Third Qtr: 30.40s Fourth Qtr: 29.00s

NoHorse	Plc	Margin	Time	800Time (W)	400 Time (W)
5 PERFECT FEELING	1	0.0m	2:02.50	57.92s (1)	28.93s (2)
9 BEEJAYS DELIGHT	2	16.1m	2:03.73	59.42s (1)	29.68s (2)
4 HURRIKANE SPECIAL	3	22.2m	2:04.19	60.18s (1)	29.92s (1)
7 BOPPIN THE BLUES	4	22.6m	2:04.22	60.05s (0)	29.68s (0)
1 LITTLEDEE	5	26.8m	2:04.54	61.07s (0)	30.63s (0)
2 A ROCKNROLL LEGACY	6	27.6m	2:04.60	61.20s (1)	30.95s (1)
3 TRACES OF TARA	7	29.6m	2:04.75	61.59s (0)	31.13s (0)
6 TORQUE TO THE MAX	8	29.7m	2:04.76	61.03s (1)	30.77s (1)
8 BARBOO	9	30.8m	2:04.84	61.04s (0)	30.60s (0)

Finish Position and metres gained from 800m



Sectionals
Powered by

PJ HARNESS ANALYSER Version 3.05 Out Now!
HORSE REPORTS / RAW DATA
 All your sectional needs Check us out at www.pjdata.com.au



The Racing Queensland Board (trading as Racing Queensland) and provider are not responsible for the completeness or accuracy of any of the information contained herein, and makes no representations about its suitability for any purpose.

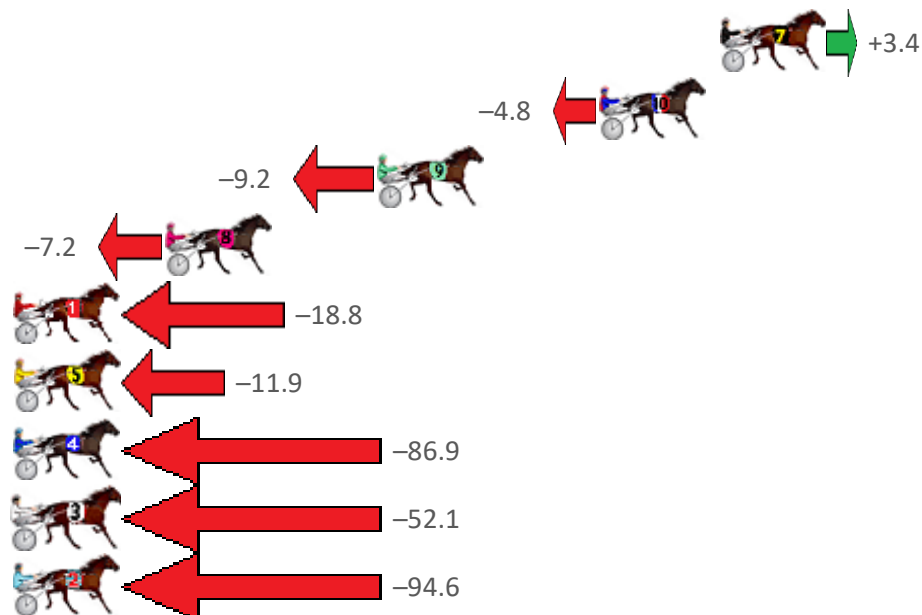
Albion Park Race 9 Distance 2138m

Friday, 30 April 2021

Gross Time: 2:46.60 MileRate: 2:04.80 LeadTime: 44.00s First Qtr: 32.20s Second Qtr: 31.40s Third Qtr: 29.30s Fourth Qtr: 29.70s

NoHorse	Plc	Margin	Time	800Time (W)	400 Time (W)
7 PRINCESS FAITH	1	0.0m	2:46.60	58.75s (1)	29.66s (1)
10 JANSSON	2	4.8m	2:46.97	59.35s (0)	30.05s (0)
9 CLOVER LOU	3	13.6m	2:47.66	59.67s (0)	30.31s (0)
8 DOWN UNDER RORS	4	22.0m	2:48.31	59.53s (1)	30.45s (2)
1 MAJESTIC SPEED	5	28.0m	2:48.78	60.38s (0)	31.10s (1)
5 CHOCOLATEHANDFUL	6	30.9m	2:49.01	59.87s (0)	30.03s (0)
4 PRINCESS KATERINA	7	96.9m	2:54.14	65.37s (1)	33.93s (1)
3 TOUCHE DE FLING	8	112.1m	2:55.33	62.82s (0)	32.81s (0)
2 ILLAWONG BUZZ	9	122.0m	2:56.10	65.94s (0)	34.28s (1)

Finish Position and metres gained from 800m



Sectionals
Powered by

PJ

HARNES ANALYSER

HORSE REPORTS / RAW DATA

All your sectional needs

Check us out at www.pjdata.com.au

Version 3.05
Out Now!

The Racing Queensland Board (trading as Racing Queensland) and provider are not responsible for the completeness or accuracy of any of the information contained herein, and makes no representations about its suitability for any purpose.