

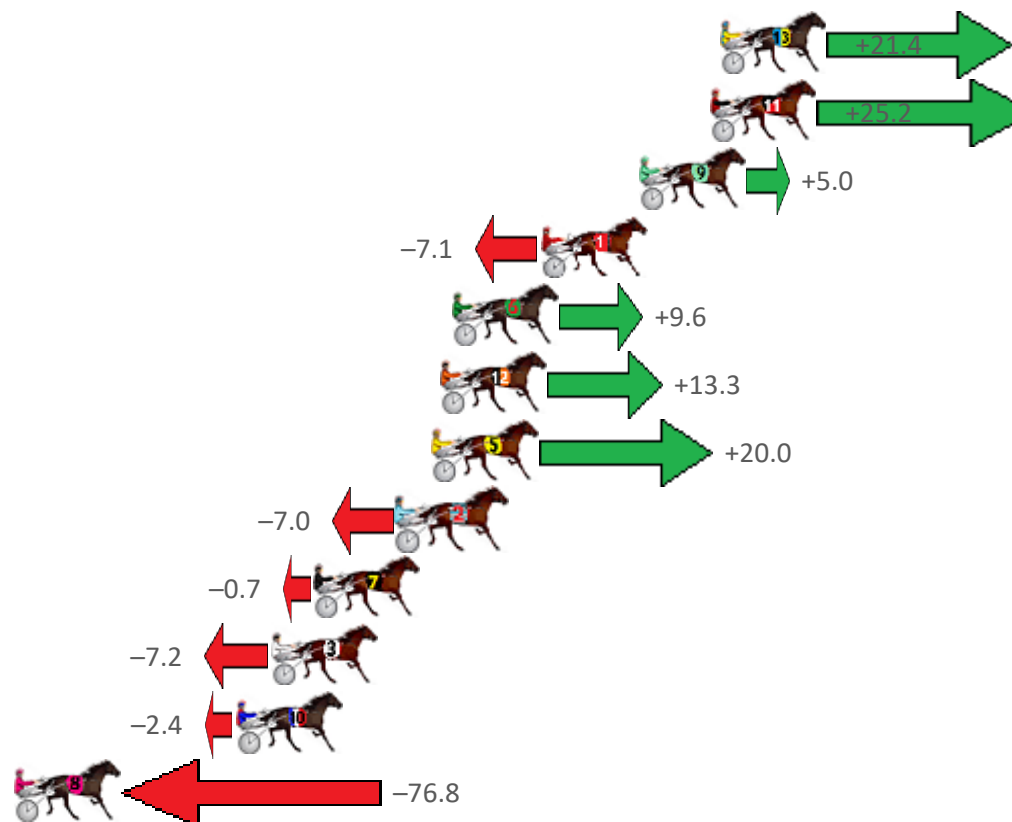
Albion Park Race 1 Distance 2138m

Tuesday, 4 May 2021

Gross Time: 2:46.10 MileRate: 2:01.60 LeadTime: 44.20s First Qtr: 31.00s Second Qtr: 31.30s Third Qtr: 30.00s Fourth Qtr: 29.60s

NoHorse	Plc	Margin	Time	800Time (W)	400 Time (W)
13 IM THE COMMANDO	1	0.0m	2:46.10	58.01s (1)	28.63s (1)
11 CHASING GREAT	2	0.4m	2:46.13	57.73s (1)	28.33s (1)
9 DOWN UNDER RORS	3	3.2m	2:46.35	59.23s (1)	29.60s (1)
1 OKANAGAN	4	7.1m	2:46.65	60.13s (0)	30.12s (0)
6 MAJESTIC SPEED	5	10.6m	2:46.92	58.89s (0)	28.95s (0)
12 THE REAPER	6	11.1m	2:46.96	58.61s (0)	28.67s (0)
5 CHOCOLATEHANDFUL	7	11.4m	2:46.98	58.12s (0)	28.79s (1)
2 IGNITE	8	12.8m	2:47.09	60.12s (0)	30.19s (0)
7 NORAH'S FLING	9	16.1m	2:47.35	59.65s (0)	29.71s (0)
3 DAY TOURER	10	17.8m	2:47.48	60.13s (0)	30.17s (0)
10 SIMONE DE BEAUVOIR	11	19.2m	2:47.59	59.78s (1)	30.38s (1)
8 PRINCESS FAITH	12	146.8m	2:57.49	65.29s (0)	32.31s (0)

Finish Position and metres gained from 800m



Sectionals
Powered by

PJ HARNESS ANALYSER

Version 3.05
Out Now!

HORSE REPORTS / RAW DATA

All your sectional needs

Check us out at www.pjdata.com.au



The Racing Queensland Board (trading as Racing Queensland) and provider are not responsible for the completeness or accuracy of any of the information contained herein, and makes no representations about its suitability for any purpose.

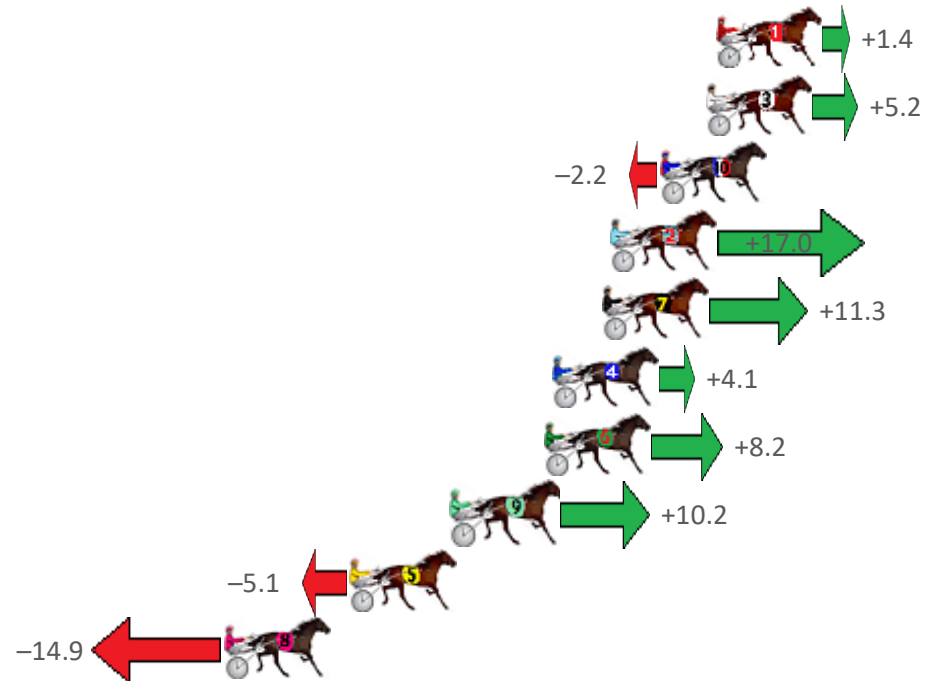
Albion Park Race 2 Distance 2138m

Tuesday, 4 May 2021

Gross Time: 2:42.60 MileRate: 2:02.40 LeadTime: 42.90s First Qtr: 30.80s Second Qtr: 29.60s Third Qtr: 29.20s Fourth Qtr: 30.10s

NoHorse	Plc	Margin	Time	800Time (W)	400 Time (W)
1 MELPARK MAGIC	1	0.0m	2:42.60	59.20s (0)	29.76s (0)
3 GODOFTHUNDER	2	0.4m	2:42.63	58.92s (0)	29.46s (0)
10 MAJESTIC SIMON	3	2.2m	2:42.77	59.46s (1)	30.26s (0)
2 IL PIRATA	4	4.2m	2:42.93	58.05s (1)	29.22s (3)
7 KINGDOM COME	5	4.5m	2:42.95	58.47s (0)	29.21s (1)
4 MAJESTIC ESS JAY	6	6.5m	2:43.11	59.00s (0)	29.60s (0)
6 ORLANDO JOLT	7	6.8m	2:43.14	58.70s (1)	29.67s (2)
9 OUR OVERANOVA	8	10.4m	2:43.42	58.55s (0)	29.52s (0)
5 MIRACLE RISING	9	14.5m	2:43.74	59.68s (1)	30.53s (1)
8 BLAZING UNDER FIRE	10	19.5m	2:44.14	60.40s (1)	31.21s (1)

Finish Position and metres gained from 800m



Sectionals
Powered by

PJ HARNES ANALYSER

HORSE REPORTS / RAW DATA

Version 3.05
Out Now!

All your sectional needs

Check us out at www.pjdata.com.au

The Racing Queensland Board (trading as Racing Queensland) and provider are not responsible for the completeness or accuracy of any of the information contained herein, and makes no representations about its suitability for any purpose.

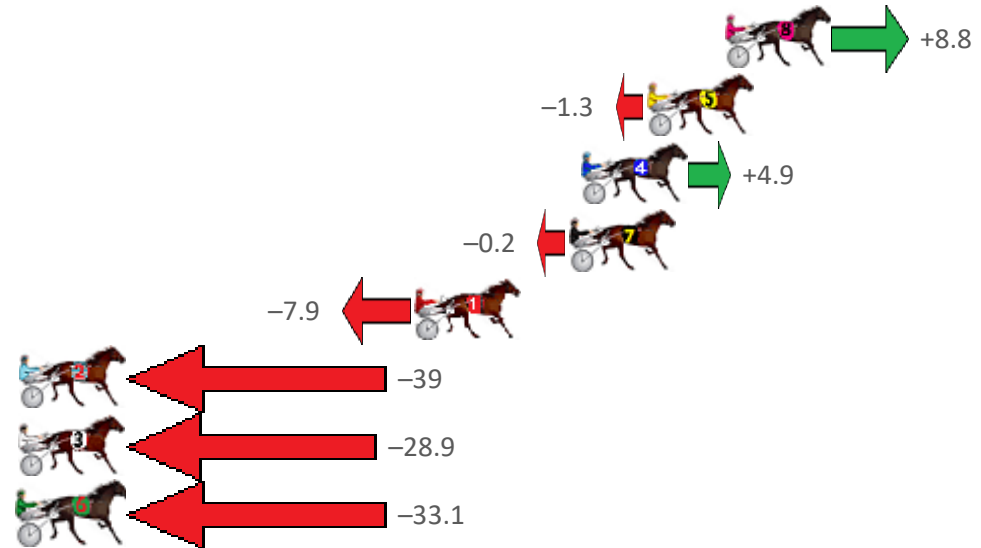
Albion Park Race 3 Distance 1660m

Tuesday, 4 May 2021

Gross Time: 1:59.60 MileRate: 1:55.90 LeadTime: 3.40s First Qtr: 28.40s Second Qtr: 29.60s Third Qtr: 28.70s Fourth Qtr: 29.50s

No	Horse	Plc	Margin	Time	800Time (W)	400 Time (W)
8	FRANCO NATHAN	1	0.0m	1:59.60	57.56s (0)	28.34s (1)
5	GLENLEDI COMMANDE	2	3.1m	1:59.84	58.29s (1)	29.73s (0)
4	RAINBOW JET	3	5.7m	2:00.04	57.85s (1)	29.11s (1)
7	MY ULTIMATE CLIPPA	4	6.2m	2:00.08	58.21s (1)	29.47s (1)
1	ALLMIGHTY MAX	5	12.3m	2:00.55	58.77s (0)	29.49s (0)
2	PRESS STATEMENT	6	38.3m	2:02.56	60.97s (0)	31.74s (0)
3	FAVREAU	7	42.7m	2:02.90	60.29s (0)	31.02s (0)
6	DREAMOUTS NIECE	8	47.7m	2:03.29	60.59s (1)	31.36s (1)

Finish Position and metres gained from 800m



Sectionals
Powered by

PJ HARNESS ANALYSER

HORSE REPORTS / RAW DATA

Version 3.05
Out Now!

All your sectional needs

Check us out at www.pjdata.com.au

The Racing Queensland Board (trading as Racing Queensland) and provider are not responsible for the completeness or accuracy of any of the information contained herein, and makes no representations about its suitability for any purpose.

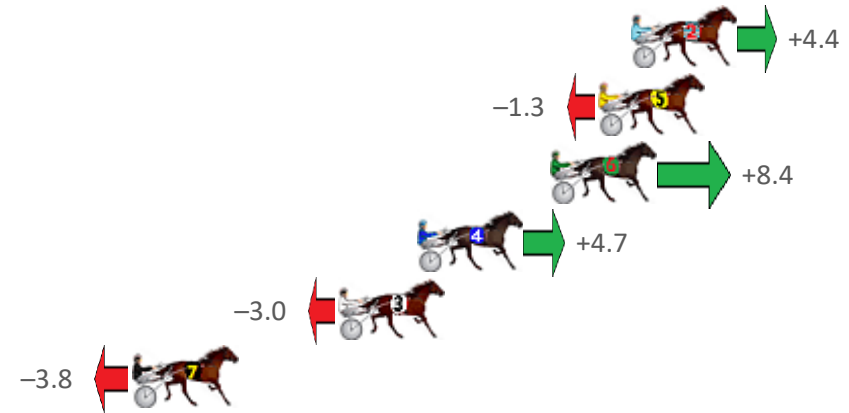
Albion Park Race 4 Distance 2138m

Tuesday, 4 May 2021

Gross Time: 2:33.20 MileRate: 1:55.30 LeadTime: 37.40s First Qtr: 30.30s Second Qtr: 29.70s Third Qtr: 27.70s Fourth Qtr: 28.10s

NoHorse	Plc	Margin	Time	800Time (W)	400 Time (W)
2 SABRAGE	1	0.0m	2:33.20	55.49s (0)	27.79s (0)
5 CHANTREY	2	1.3m	2:33.30	55.89s (0)	28.19s (0)
6 RUN BOY RUN	3	3.2m	2:33.44	55.22s (1)	28.28s (1)
4 JOE BATTERS	4	8.5m	2:33.83	55.47s (0)	27.66s (0)
3 VIGOROSO	5	11.6m	2:34.06	56.01s (0)	28.28s (0)
7 DREAM TO SHARE	6	19.8m	2:34.66	56.06s (1)	28.83s (1)

Finish Position and metres gained from 800m



Sectionals
Powered by

The Racing Queensland Board (trading as Racing Queensland) and provider are not responsible for the completeness or accuracy of any of the information contained herein, and makes no representations about its suitability for any purpose.

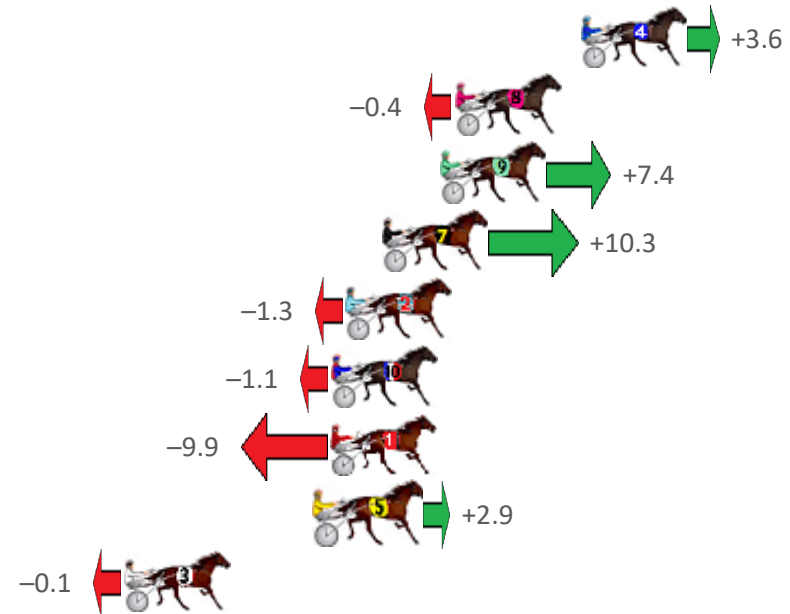
Albion Park Race 5 Distance 1660m

Tuesday, 4 May 2021

Gross Time: 2:00.30 MileRate: 1:56.70 LeadTime: 3.40s First Qtr: 28.30s Second Qtr: 32.30s Third Qtr: 28.20s Fourth Qtr: 28.10s

NoHorse	Plc	Margin	Time	800Time (W)	400 Time (W)
4 DELIGHTFUL REASON	1	0.0m	2:00.30	56.05s (1)	28.07s (1)
8 NOT THE KINGSWOOD	2	5.0m	2:00.67	56.33s (0)	28.13s (0)
9 SHEZ ALL STYLE	3	5.6m	2:00.71	55.78s (1)	28.20s (2)
7 BETTOR MEMORIES	4	7.9m	2:00.88	55.58s (0)	27.95s (1)
2 SHEZALUCKYLADY	5	9.3m	2:00.99	56.39s (1)	28.40s (1)
10 OCEAN LANE	6	9.9m	2:01.03	56.38s (0)	28.19s (0)
1 DON HESTON	7	9.9m	2:01.03	56.99s (0)	28.79s (0)
5 CHILI ROCKS	8	10.5m	2:01.08	56.10s (0)	27.94s (0)
3 OFFICE BAD BOY	9	18.1m	2:01.64	56.31s (1)	28.71s (2)

Finish Position and metres gained from 800m



Sectionals
Powered by

The Racing Queensland Board (trading as Racing Queensland) and provider are not responsible for the completeness or accuracy of any of the information contained herein, and makes no representations about its suitability for any purpose.

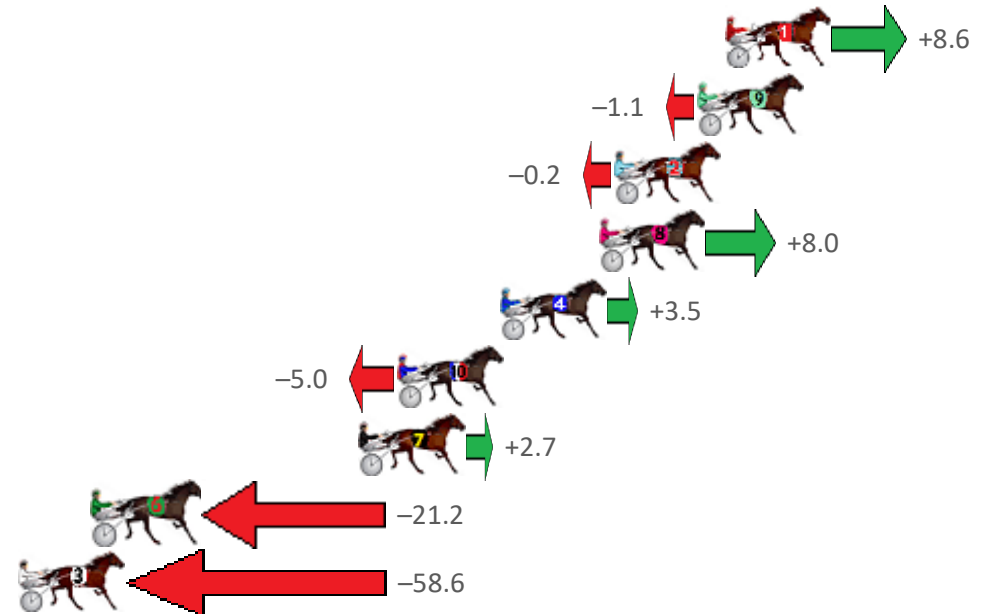
Albion Park Race 6 Distance 1660m

Tuesday, 4 May 2021

Gross Time: 1:58.70 MileRate: 1:55.10 LeadTime: 3.50s First Qtr: 27.50s Second Qtr: 30.20s Third Qtr: 29.00s Fourth Qtr: 28.50s

No	Horse	Plc	Margin	Time	800Time (W)	400 Time (W)
1	ATOMIC BOMBSHELL	1	0.0m	1:58.70	56.89s (0)	27.88s (0)
9	DANCE IN THE SUN	2	1.1m	1:58.78	57.58s (0)	28.58s (0)
2	LILLIES	3	4.4m	1:59.03	57.51s (0)	28.50s (0)
8	COPPICE	4	5.0m	1:59.07	56.93s (0)	27.92s (0)
4	VANISH HANOVER	5	8.9m	1:59.37	57.25s (1)	28.18s (2)
10	RUNFORTHEROSES	6	13.0m	1:59.67	57.86s (1)	28.78s (2)
7	PACIFIC COIN	7	14.5m	1:59.79	57.31s (1)	28.28s (1)
6	MAYWYN TROUBADOU	8	25.0m	2:00.57	59.02s (1)	29.92s (1)
3	MISS LILY MAY	9	118.6m	2:07.58	61.69s (0)	31.23s (0)

Finish Position and metres gained from 800m



Sectionals
Powered by

PJ HARNESS ANALYSER

HORSE REPORTS / RAW DATA

Version 3.05
Out Now!

All your sectional needs

Check us out at www.pjdata.com.au

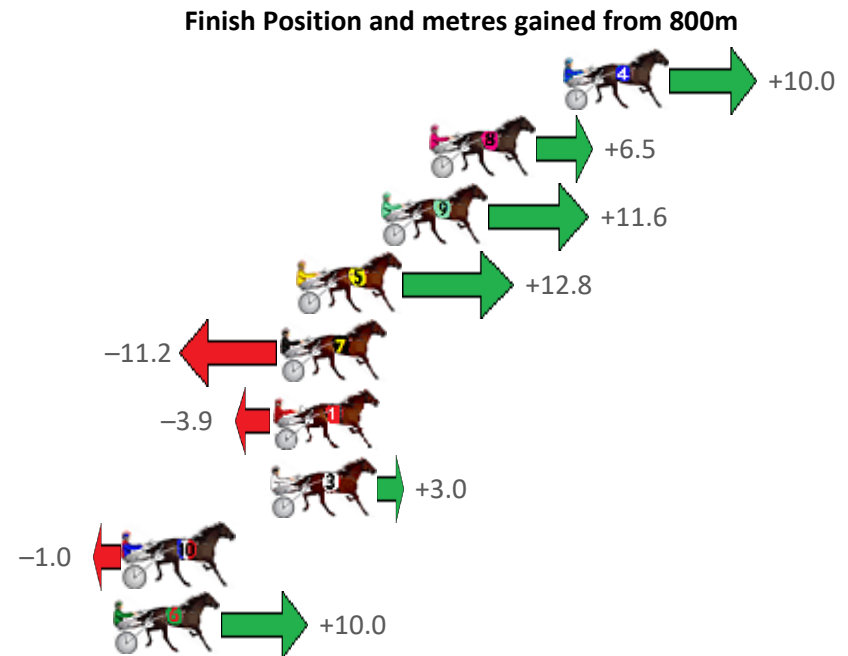
The Racing Queensland Board (trading as Racing Queensland) and provider are not responsible for the completeness or accuracy of any of the information contained herein, and makes no representations about its suitability for any purpose.

Albion Park Race 7 Distance 1660m

Tuesday, 4 May 2021

Gross Time: 2:01.30 MileRate: 1:57.60 LeadTime: 3.30s First Qtr: 27.20s Second Qtr: 33.20s Third Qtr: 29.60s Fourth Qtr: 28.00s

NoHorse	Plc	Margin	Time	800Time (W)	400 Time (W)
4 MY ULTIMATE BAXTER	1	0.0m	2:01.30	56.88s (1)	27.68s (1)
8 GOJOE	2	5.3m	2:01.69	57.13s (0)	27.74s (0)
9 LITTLELIONELJAMES	3	7.2m	2:01.83	56.77s (1)	27.51s (1)
5 LANCELOT BROMAC	4	10.6m	2:02.08	56.68s (1)	27.43s (1)
7 JAY DEE BE ROLLIN	5	11.2m	2:02.12	58.40s (0)	28.78s (0)
1 NEWMERELLA LADYKAY	6	11.5m	2:02.15	57.88s (0)	28.48s (0)
3 GRETELS GIRL	7	11.6m	2:02.15	57.39s (1)	28.11s (1)
10 BROCK SING	8	17.4m	2:02.58	57.67s (0)	28.26s (0)
6 MOTU AMETHYST	9	17.8m	2:02.61	56.88s (1)	27.62s (1)



Sectionals
Powered by

PJ HARNESS ANALYSER Version 3.05 Out Now!
HORSE REPORTS / RAW DATA
 All your sectional needs Check us out at www.pjdata.com.au



The Racing Queensland Board (trading as Racing Queensland) and provider are not responsible for the completeness or accuracy of any of the information contained herein, and makes no representations about its suitability for any purpose.

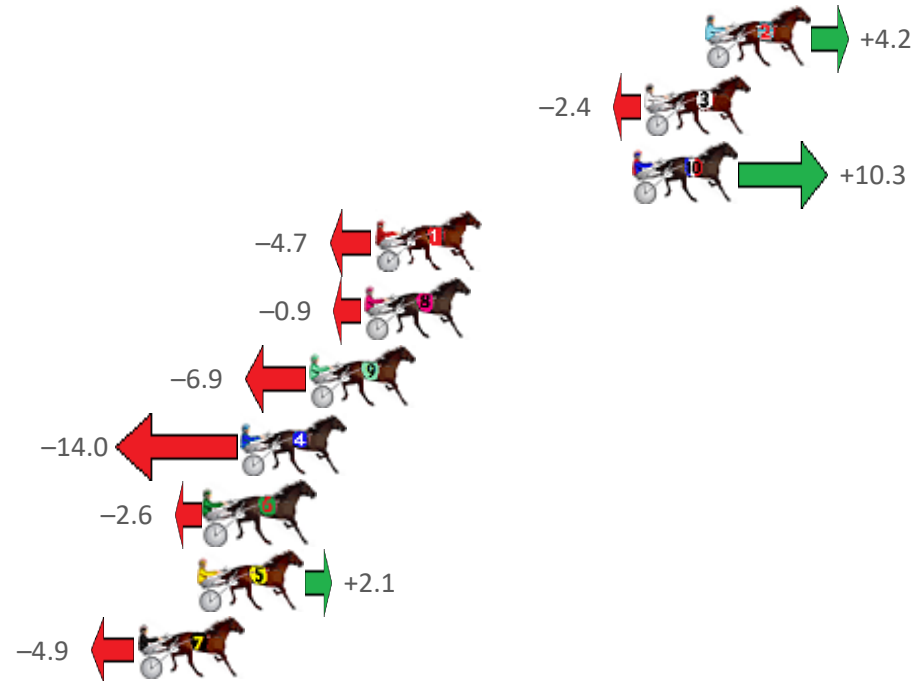
Albion Park Race 8 Distance 1660m

Tuesday, 4 May 2021

Gross Time: 2:02.10 MileRate: 1:58.30 LeadTime: 3.40s First Qtr: 28.60s Second Qtr: 34.00s Third Qtr: 29.00s Fourth Qtr: 27.10s

No	Horse	Plc	Margin	Time	800Time (W)	400 Time (W)
2	AMILLION PROMISES	1	0.0m	2:02.10	55.81s (0)	26.57s (0)
3	MAJOR FERNCO	2	2.4m	2:02.27	56.27s (0)	27.05s (0)
10	VIENNA BOY	3	2.9m	2:02.31	55.38s (1)	27.30s (1)
1	NO CONFESSION	4	13.1m	2:03.03	56.43s (0)	26.93s (0)
8	VIRGIL	5	13.5m	2:03.06	56.16s (0)	26.62s (0)
9	ETERNAL PROMISE	6	15.7m	2:03.22	56.58s (1)	27.30s (2)
4	MY SECRET BEACH	7	18.4m	2:03.41	57.08s (1)	27.64s (1)
6	ROCKNROLL DA GAMA	8	19.8m	2:03.51	56.28s (0)	26.74s (1)
5	INNER LIGHT	9	20.1m	2:03.53	55.95s (1)	27.20s (1)
7	CASHWRANGS SMOKER	10	22.5m	2:03.71	56.44s (1)	27.34s (2)

Finish Position and metres gained from 800m



Sectionals
Powered by

PJ HARNESS ANALYSER Version 3.05 Out Now!
HORSE REPORTS / RAW DATA
 All your sectional needs Check us out at www.pjdata.com.au



The Racing Queensland Board (trading as Racing Queensland) and provider are not responsible for the completeness or accuracy of any of the information contained herein, and makes no representations about its suitability for any purpose.

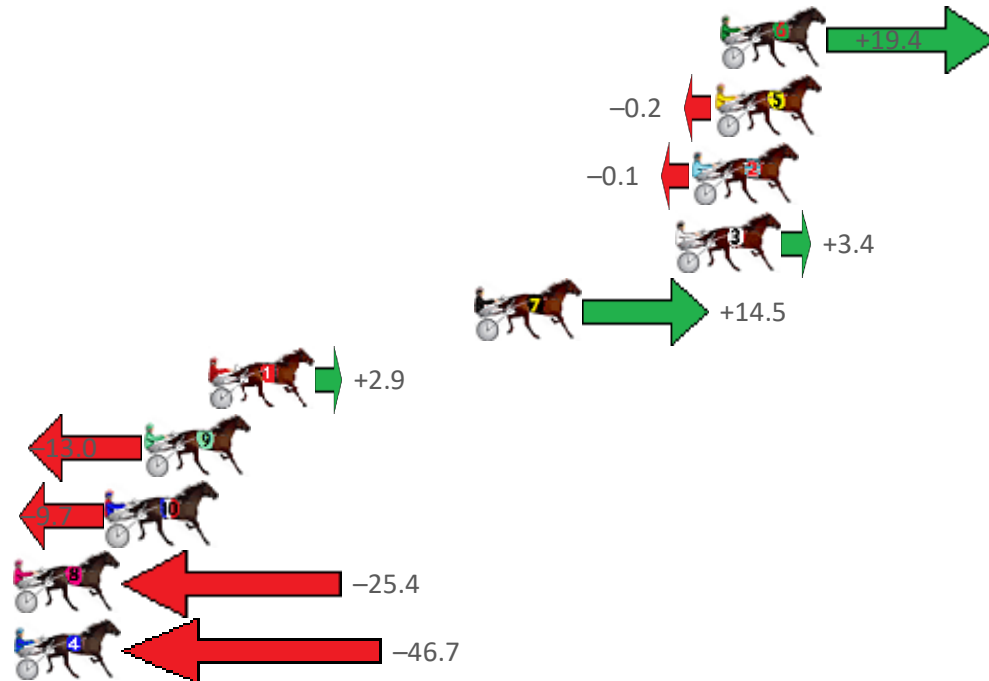
Albion Park Race 9 Distance 2138m

Tuesday, 4 May 2021

Gross Time: 2:34.20 MileRate: 1:56.00 LeadTime: 35.30s First Qtr: 29.80s Second Qtr: 29.70s Third Qtr: 28.90s Fourth Qtr: 30.50s

NoHorse	Plc	Margin	Time	800Time (W)	400 Time (W)
6 LETTERKENNY BOY	1	0.0m	2:34.20	57.97s (1)	29.20s (3)
5 JUMPING JACK JIMMY	2	0.2m	2:34.22	59.41s (0)	30.52s (0)
2 LEFT A TERROR	3	1.1m	2:34.29	59.41s (1)	30.40s (1)
3 EH EF EL	4	1.8m	2:34.34	59.15s (1)	30.23s (0)
7 AQUA MISS	5	9.7m	2:34.97	58.33s (1)	29.66s (4)
1 DATTITUDE	6	20.3m	2:35.82	59.19s (0)	30.19s (2)
9 OH I AM THE ONE	7	22.8m	2:36.02	60.36s (1)	31.21s (1)
10 KURAHAUPO GAMBLER	8	24.3m	2:36.14	60.12s (1)	31.33s (2)
8 HENRY HU	9	34.8m	2:36.98	61.28s (0)	31.65s (1)
4 BLUE IVY	10	51.3m	2:38.29	62.85s (0)	33.15s (0)

Finish Position and metres gained from 800m



Sectionals
Powered by

PJ HARNESS ANALYSER
HORSE REPORTS / RAW DATA

Version 3.05
Out Now!

All your sectional needs

Check us out at www.pjdata.com.au



The Racing Queensland Board (trading as Racing Queensland) and provider are not responsible for the completeness or accuracy of any of the information contained herein, and makes no representations about its suitability for any purpose.

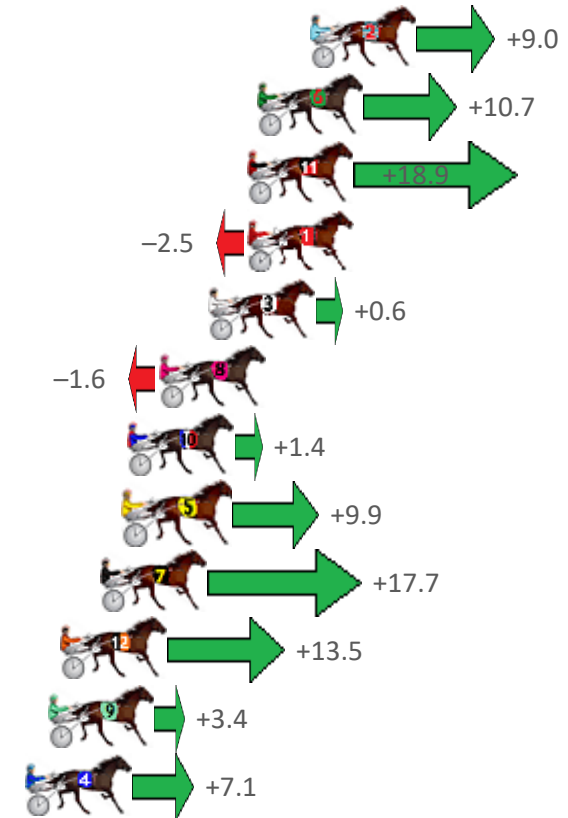
Albion Park Race 10 Distance 2138m

Tuesday, 4 May 2021

Gross Time: 2:36.40 MileRate: 1:57.70 LeadTime: 37.80s First Qtr: 30.70s Second Qtr: 31.00s Third Qtr: 28.30s Fourth Qtr: 28.60s

NoHorse	Plc	Margin	Time	800Time (W)	400 Time (W)
2 FRONTLINER	1	0.0m	2:36.40	56.26s (1)	28.07s (1)
6 OUR STELLA ROSE	2	2.1m	2:36.56	56.14s (0)	27.73s (0)
11 JUSTA LITTLE BIT	3	2.5m	2:36.59	55.56s (2)	27.57s (2)
1 SHES MISS DEVINE	4	2.5m	2:36.59	57.08s (0)	28.78s (0)
3 PARATROUPER	5	4.0m	2:36.70	56.86s (1)	28.71s (1)
8 ILLAWONG DREAMTIM	6	6.0m	2:36.85	57.01s (0)	28.63s (0)
10 MACH TORQUE	7	7.2m	2:36.94	56.80s (0)	28.39s (0)
5 CHAINLINC	8	7.3m	2:36.95	56.20s (0)	27.80s (0)
7 SCOTCH EN ICE	9	8.3m	2:37.02	55.65s (2)	27.70s (2)
12 ITS SUPER EASY	10	9.9m	2:37.14	55.95s (1)	27.48s (2)
9 KOTARE ELITE	11	10.4m	2:37.18	56.66s (1)	28.46s (1)
4 LEFT A HURRIKANE	12	11.3m	2:37.25	56.40s (1)	28.02s (1)

Finish Position and metres gained from 800m



Sectionals
Powered by

PJ HARNESS ANALYSER Version 3.05 Out Now!
HORSE REPORTS / RAW DATA
 All your sectional needs Check us out at www.pjdata.com.au



The Racing Queensland Board (trading as Racing Queensland) and provider are not responsible for the completeness or accuracy of any of the information contained herein, and makes no representations about its suitability for any purpose.