

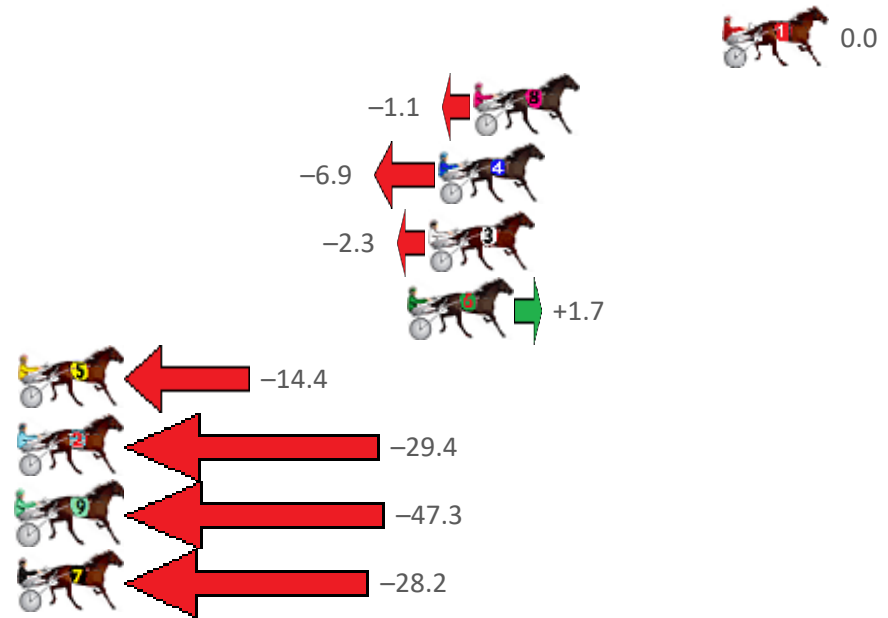
# Redcliffe Race 1 Distance 1780m

Thursday, 20 May 2021

Gross Time: 2:13.10 MileRate: 2:00.40 LeadTime: 11.40s First Qtr: 30.50s Second Qtr: 29.90s Third Qtr: 29.80s Fourth Qtr: 31.50s

No Horse	Plc	Margin	Time	800Time (W)	400 Time (W)
1 MISSTREPO	1	0.0m	2:13.10	61.30s (0)	31.50s (0)
8 KALANI	2	9.9m	2:13.91	61.38s (1)	31.32s (2)
4 ATOMIC PETE	3	11.3m	2:14.03	61.83s (1)	31.87s (1)
3 STEEVEN	4	11.7m	2:14.06	61.48s (0)	31.27s (0)
6 REDUCED TO ASHES	5	12.5m	2:14.13	61.17s (1)	31.24s (3)
5 GAME KEEPER	6	28.2m	2:15.42	62.40s (0)	32.27s (1)
2 SIR HASZEM	7	34.6m	2:15.95	63.54s (0)	33.36s (1)
9 OUR LITTLE SKIPPER	8	83.3m	2:19.96	64.90s (0)	33.72s (0)
7 KAMEKONA	9	93.2m	2:20.77	63.45s (0)	32.93s (0)

Finish Position and metres gained from 800m



Sectionals  
Powered by

**PJ HARNESS ANALYSER** Version 3.05  
**HORSE REPORTS / RAW DATA** Out Now!

All your sectional needs

Check us out at [www.pjdata.com.au](http://www.pjdata.com.au)

The Racing Queensland Board (trading as Racing Queensland) and provider are not responsible for the completeness or accuracy of any of the information contained herein, and makes no representations about its suitability for any purpose.

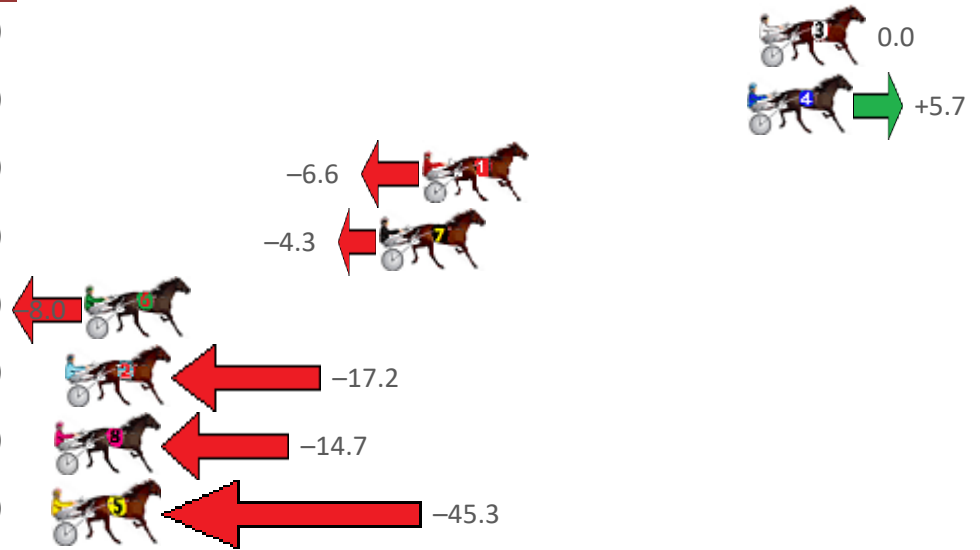
# Redcliffe Race 2 Distance 1780m

Thursday, 20 May 2021

Gross Time: 2:13.90 MileRate: 2:01.00 LeadTime: 11.70s First Qtr: 31.60s Second Qtr: 31.50s Third Qtr: 29.70s Fourth Qtr: 29.40s

No Horse	Plc	Margin	Time	800Time (W)	400 Time (W)
3 CHASIN DREAMZ	1	0.0m	2:13.90	59.10s (0)	29.28s (0)
4 ELLE JAY	2	0.5m	2:13.94	58.68s (1)	29.44s (1)
1 DARTESIAN	3	13.4m	2:14.93	59.58s (0)	29.65s (0)
7 PRIVATE JUJON	4	15.1m	2:15.06	59.42s (0)	29.50s (1)
6 CHAMPAGNE REACTOR	5	26.8m	2:15.97	59.69s (1)	30.51s (3)
2 MILWAUKEE SUNRISE	6	27.6m	2:16.03	60.36s (1)	30.54s (2)
8 WILD ABOUT TOWN	7	29.3m	2:16.16	60.18s (1)	30.26s (2)
5 NAUGHTYINHEAVEN	8	47.3m	2:17.55	62.43s (1)	32.16s (1)

### Finish Position and metres gained from 800m



Sectionals  
Powered by

**PJ HARNESS ANALYSER** Version 3.05 Out Now!  
**HORSE REPORTS / RAW DATA**  
 All your sectional needs Check us out at [www.pjdata.com.au](http://www.pjdata.com.au)



The Racing Queensland Board (trading as Racing Queensland) and provider are not responsible for the completeness or accuracy of any of the information contained herein, and makes no representations about its suitability for any purpose.

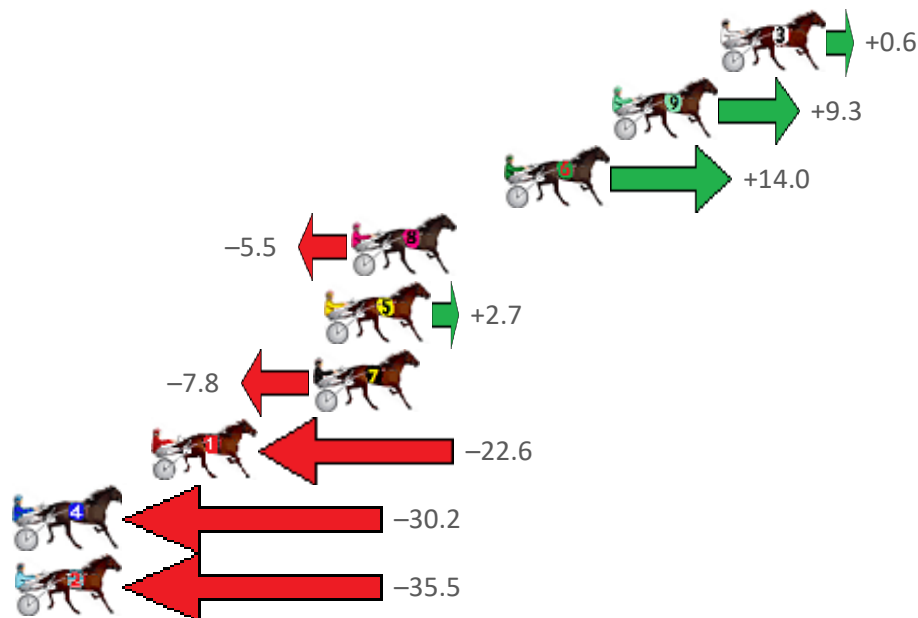
# Redcliffe Race 3 Distance 1780m

Thursday, 20 May 2021

Gross Time: 2:14.90 MileRate: 2:02.00 LeadTime: 11.60s First Qtr: 31.80s Second Qtr: 31.80s Third Qtr: 29.40s Fourth Qtr: 30.30s

No Horse	Plc	Margin	Time	800Time (W)	400 Time (W)
3 MAGHERA MAGGIE	1	0.0m	2:14.90	59.66s (1)	30.30s (1)
9 ILLBEWATCHING	2	4.3m	2:15.24	59.01s (1)	29.34s (2)
6 LIVING FREE	3	8.6m	2:15.58	58.66s (1)	29.35s (3)
8 WRITEABOUTCHELSEA	4	14.7m	2:16.07	60.11s (1)	30.44s (2)
5 TRUMP EM BABE	5	15.7m	2:16.15	59.50s (1)	30.10s (0)
7 CHANG	6	16.2m	2:16.19	60.28s (0)	30.66s (1)
1 THE LAST STARFIRE	7	22.6m	2:16.69	61.38s (0)	31.99s (0)
4 ARTISTIC HUMMA	8	35.2m	2:17.69	61.94s (1)	32.32s (2)
2 POSER	9	39.7m	2:18.05	62.33s (0)	32.58s (0)

Finish Position and metres gained from 800m



Sectionals  
Powered by

**PJ HARNESS ANALYSER** Version 3.05 Out Now!  
**HORSE REPORTS / RAW DATA**  
 All your sectional needs Check us out at [www.pjdata.com.au](http://www.pjdata.com.au)



The Racing Queensland Board (trading as Racing Queensland) and provider are not responsible for the completeness or accuracy of any of the information contained herein, and makes no representations about its suitability for any purpose.

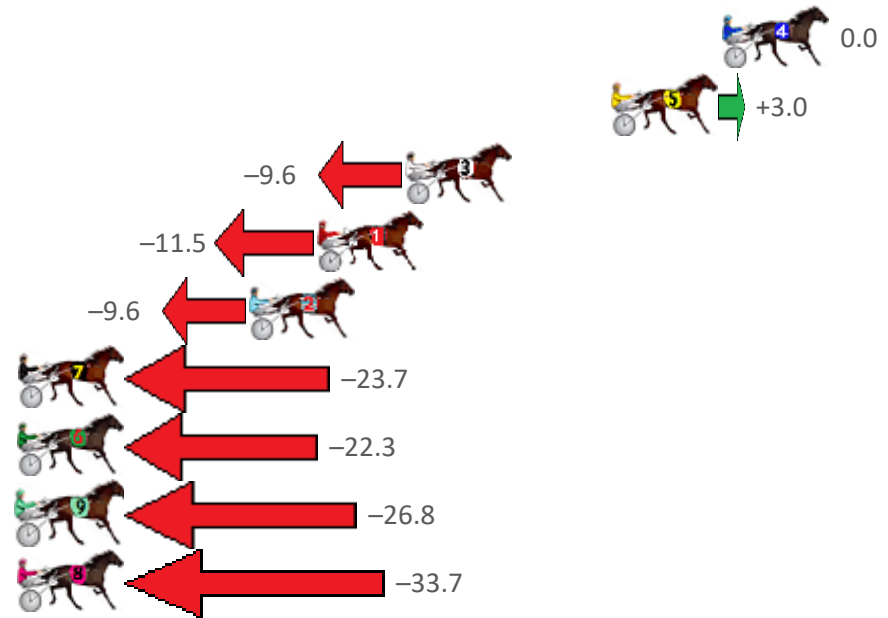
# Redcliffe Race 4 Distance 1780m

Thursday, 20 May 2021

Gross Time: 2:11.10 MileRate: 1:58.60 LeadTime: 11.20s First Qtr: 30.40s Second Qtr: 31.50s Third Qtr: 30.20s Fourth Qtr: 27.80s

No Horse	Plc	Margin	Time	800Time (W)	400 Time (W)
4 BRAEBEACH	1	0.0m	2:11.10	58.00s (0)	27.80s (0)
5 FEELS LIKA BOSS	2	4.4m	2:11.42	57.78s (1)	27.66s (2)
3 CHARM OFFENSIVE	3	12.6m	2:12.02	58.69s (1)	28.45s (1)
1 CHILI ROCKS	4	16.1m	2:12.28	58.83s (0)	28.58s (0)
2 JUKEBOX JET	5	18.8m	2:12.47	58.69s (0)	28.45s (0)
7 JOY TO ALL	6	37.3m	2:13.83	59.71s (0)	29.40s (0)
6 RAGNAROK	7	39.3m	2:13.97	59.61s (1)	29.36s (2)
9 JET FORCE	8	45.0m	2:14.39	59.93s (0)	29.57s (1)
8 VERMONT	9	45.9m	2:14.46	60.43s (1)	30.07s (1)

Finish Position and metres gained from 800m



Sectionals  
Powered by

## PJ HARNESS ANALYSER

HORSE REPORTS / RAW DATA

All your sectional needs

Version 3.05  
Out Now!

Check us out at [www.pjdata.com.au](http://www.pjdata.com.au)



The Racing Queensland Board (trading as Racing Queensland) and provider are not responsible for the completeness or accuracy of any of the information contained herein, and makes no representations about its suitability for any purpose.

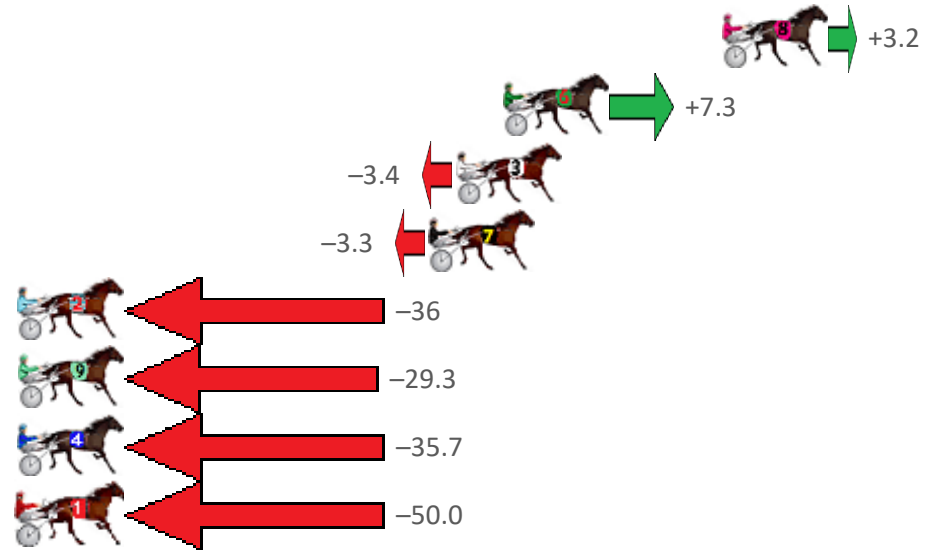
# Redcliffe Race 5 Distance 1780m

Thursday, 20 May 2021

Gross Time: 2:11.10 MileRate: 1:58.50 LeadTime: 11.20s First Qtr: 28.80s Second Qtr: 31.30s Third Qtr: 30.00s Fourth Qtr: 29.80s

No Horse	Plc	Margin	Time	800Time (W)	400 Time (W)
8 JAY DEE BE ROLLIN	1	0.0m	2:11.10	59.56s (1)	29.80s (0)
6 CAPTAIN THUNDERBOL	2	8.7m	2:11.78	59.26s (1)	29.75s (2)
3 GWENDALION	3	10.6m	2:11.93	60.05s (1)	30.21s (2)
7 MOONLIGHT BUTCHER	4	11.7m	2:12.01	60.05s (0)	30.12s (1)
2 NON PASSARE	5	39.9m	2:14.22	62.45s (0)	31.91s (0)
9 LETS BLAZE	6	40.7m	2:14.28	61.98s (1)	32.28s (3)
4 MARTHAS VINEYARD	7	49.1m	2:14.93	62.45s (0)	32.13s (0)
1 WHATA CHALLENGE	8	50.0m	2:15.00	63.52s (0)	32.99s (0)

Finish Position and metres gained from 800m



Sectionals  
Powered by

**PJ HARNESS ANALYSER** Version 3.05  
**HORSE REPORTS / RAW DATA** Out Now!

All your sectional needs

Check us out at [www.pjdata.com.au](http://www.pjdata.com.au)



The Racing Queensland Board (trading as Racing Queensland) and provider are not responsible for the completeness or accuracy of any of the information contained herein, and makes no representations about its suitability for any purpose.

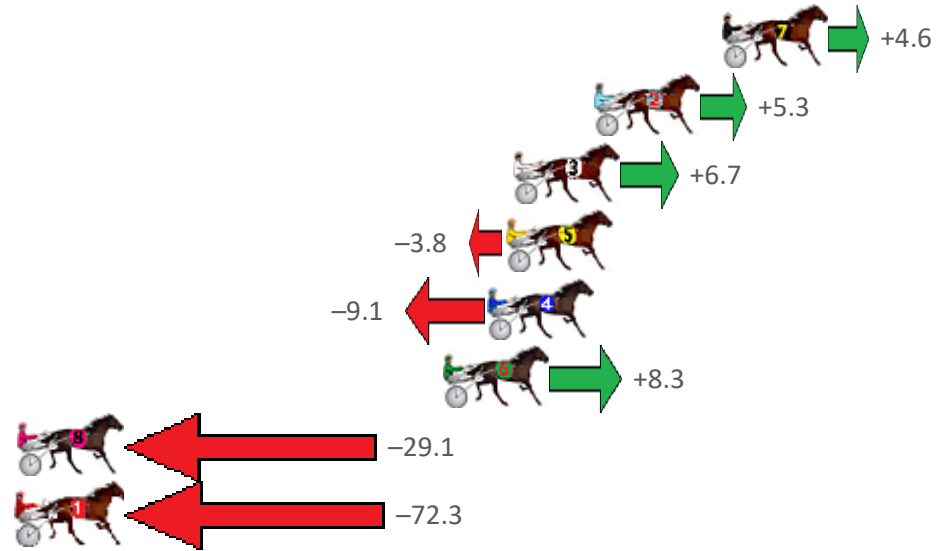
# Redcliffe Race 6 Distance 1780m

Thursday, 20 May 2021

Gross Time: 2:10.80 MileRate: 1:58.30 LeadTime: 11.00s First Qtr: 30.50s Second Qtr: 30.10s Third Qtr: 29.40s Fourth Qtr: 29.80s

No Horse	Plc	Margin	Time	800Time (W)	400 Time (W)
7 VANISH HANOVER	1	0.0m	2:10.80	58.86s (1)	29.49s (1)
2 FOUR FOR FOUR	2	5.1m	2:11.20	58.81s (1)	29.57s (3)
3 TIMENPATIENCE	3	8.3m	2:11.45	58.71s (1)	29.54s (2)
5 KENDYS BUTTERFLY	4	8.6m	2:11.47	59.48s (0)	29.81s (1)
4 WHATTA GOOD REASO	5	9.3m	2:11.53	59.87s (1)	30.49s (1)
6 MY ULTIMATE HESTON	6	11.1m	2:11.67	58.59s (1)	29.73s (4)
8 TURN TURN FLYER	7	38.9m	2:13.84	61.34s (0)	31.72s (0)
1 CROSSED LEGS	8	72.3m	2:16.45	64.52s (0)	34.83s (0)

Finish Position and metres gained from 800m



Sectionals  
Powered by

**PJ HARNESS ANALYSER** Version 3.05 Out Now!  
**HORSE REPORTS / RAW DATA**  
 All your sectional needs Check us out at [www.pjdata.com.au](http://www.pjdata.com.au)



The Racing Queensland Board (trading as Racing Queensland) and provider are not responsible for the completeness or accuracy of any of the information contained herein, and makes no representations about its suitability for any purpose.

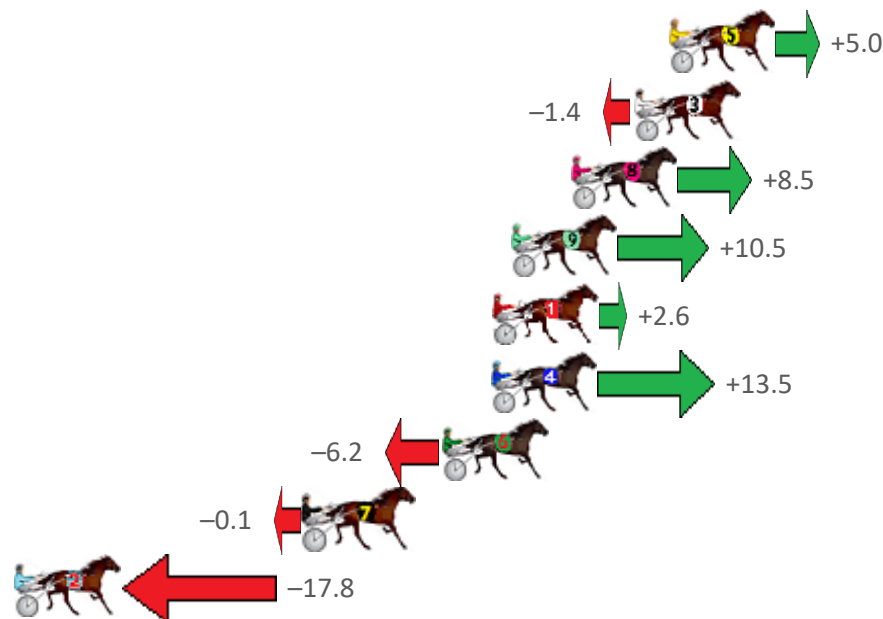
# Redcliffe Race 7 Distance 2040m

Thursday, 20 May 2021

Gross Time: 2:34.90 MileRate: 2:02.20 LeadTime: 31.40s First Qtr: 32.40s Second Qtr: 31.40s Third Qtr: 29.70s Fourth Qtr: 30.00s

No Horse	Plc	Margin	Time	800Time (W)	400 Time (W)
5 DOWNTOWN LUCCA	1	0.0m	2:34.90	59.33s (0)	29.66s (0)
3 FAMOUS SHOES	2	1.4m	2:35.01	59.80s (0)	30.10s (0)
8 RITCHIE BEE	3	3.9m	2:35.21	59.07s (1)	30.19s (2)
9 PATCHWORK JET	4	6.3m	2:35.40	58.92s (1)	29.62s (1)
1A ROCKNROLL LEGACY	5	7.0m	2:35.45	59.51s (0)	29.78s (0)
4 HIGHMORALGROUND	6	7.1m	2:35.46	58.70s (2)	29.95s (2)
6 FORTYFIVE ROCK	7	9.0m	2:35.61	60.16s (1)	30.66s (1)
7 SHEZ GOT BLING	8	14.5m	2:36.04	59.71s (0)	29.87s (1)
2 QUALITY TIME	9	26.0m	2:36.94	61.02s (1)	31.43s (1)

Finish Position and metres gained from 800m



Sectionals  
Powered by

**PJ HARNESS ANALYSER** Version 3.05 Out Now!  
**HORSE REPORTS / RAW DATA**  
 All your sectional needs Check us out at [www.pjdata.com.au](http://www.pjdata.com.au)



The Racing Queensland Board (trading as Racing Queensland) and provider are not responsible for the completeness or accuracy of any of the information contained herein, and makes no representations about its suitability for any purpose.

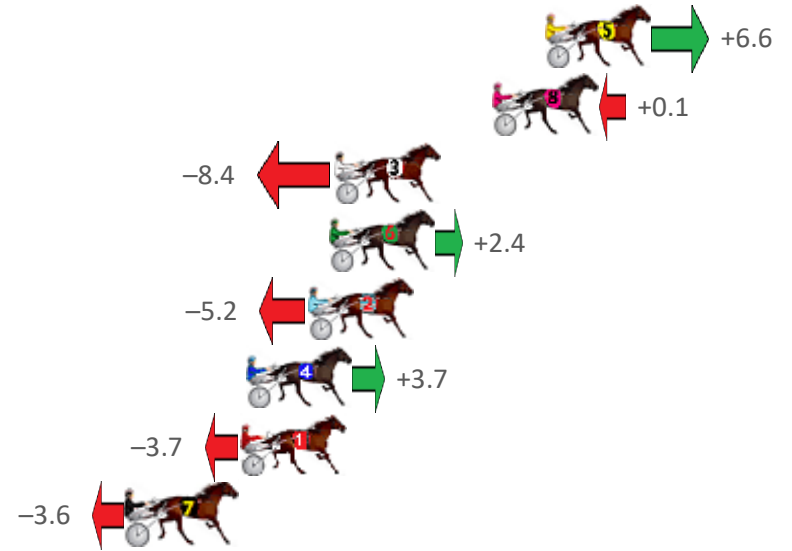
# Redcliffe Race 8 Distance 2040m

Thursday, 20 May 2021

Gross Time: 2:35.50 MileRate: 2:02.70 LeadTime: 32.90s First Qtr: 32.80s Second Qtr: 32.30s Third Qtr: 29.30s Fourth Qtr: 28.20s

No Horse	Plc	Margin	Time	800Time (W)	400 Time (W)
5 SIR JUJON	1	0.0m	2:35.50	57.03s (1)	27.82s (1)
8 NO DOUBT	2	2.1m	2:35.66	57.49s (1)	28.28s (1)
3 LAVAZZA	3	8.4m	2:36.12	58.10s (0)	28.79s (0)
6 ILLAWONG DREAMTIM	4	8.6m	2:36.14	57.33s (1)	27.98s (1)
2 ASHKII	5	9.4m	2:36.20	57.87s (0)	28.55s (0)
4 MAYWYN A JUG ORTW	6	11.9m	2:36.38	57.24s (1)	27.90s (1)
1 HOLDINGNO CURRENCY	7	12.1m	2:36.40	57.76s (0)	28.40s (0)
7 SUBTLE ADVICE	8	16.6m	2:36.73	57.76s (0)	28.38s (0)

Finish Position and metres gained from 800m



Sectionals  
Powered by

**PJ HARNESS ANALYSER** Version 3.05 Out Now!  
**HORSE REPORTS / RAW DATA**  
 All your sectional needs Check us out at [www.pjdata.com.au](http://www.pjdata.com.au)



The Racing Queensland Board (trading as Racing Queensland) and provider are not responsible for the completeness or accuracy of any of the information contained herein, and makes no representations about its suitability for any purpose.



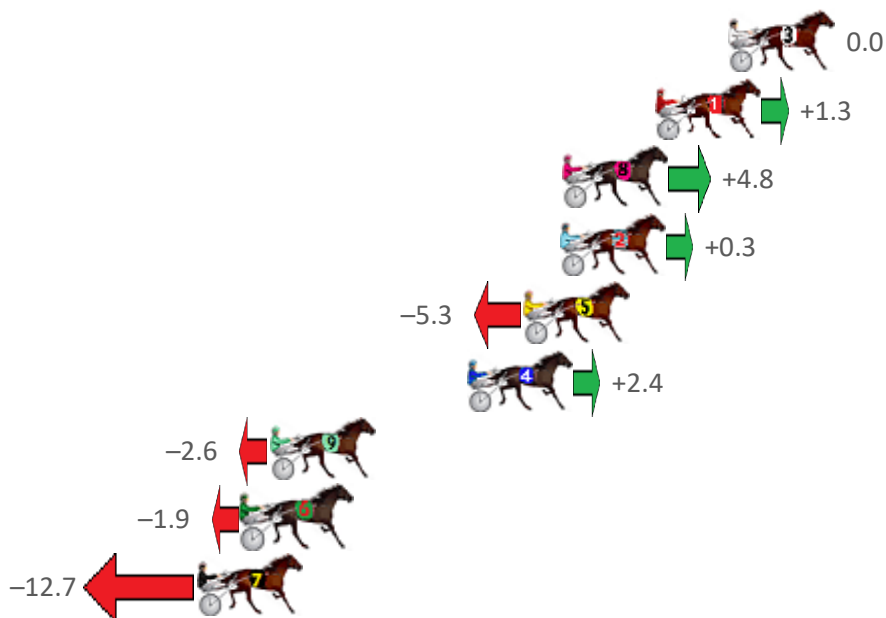
# Redcliffe Race 9 Distance 2040m

Thursday, 20 May 2021

Gross Time: 2:32.40 MileRate: 2:00.20 LeadTime: 31.70s First Qtr: 32.20s Second Qtr: 31.40s Third Qtr: 29.20s Fourth Qtr: 27.90s

No Horse	Plc	Margin	Time	800Time (W)	400 Time (W)
3 ARTFUL MAID	1	0.0m	2:32.40	57.10s (0)	27.90s (0)
1 HAVING THE FAITH	2	2.9m	2:32.61	57.01s (0)	27.78s (0)
8 SLINGSHOT	3	6.6m	2:32.88	56.76s (1)	27.54s (1)
2 FEELS LIKA WINNER	4	6.7m	2:32.89	57.08s (1)	27.85s (1)
5 LILYMADIMAC	5	8.1m	2:32.99	57.48s (1)	28.25s (1)
4 ONE OFF	6	10.4m	2:33.16	56.93s (0)	27.59s (0)
9 MISTER HART	7	18.2m	2:33.74	57.28s (1)	28.02s (2)
6 ARBIT MAJOR	8	19.3m	2:33.82	57.23s (0)	28.05s (1)
7 GOTTA MOMENT	9	21.1m	2:33.95	58.00s (0)	28.66s (0)

Finish Position and metres gained from 800m



Sectionals  
Powered by

## PJ HARNESS ANALYSER

HORSE REPORTS / RAW DATA

All your sectional needs

Version 3.05  
Out Now!

Check us out at [www.pjdata.com.au](http://www.pjdata.com.au)



The Racing Queensland Board (trading as Racing Queensland) and provider are not responsible for the completeness or accuracy of any of the information contained herein, and makes no representations about its suitability for any purpose.

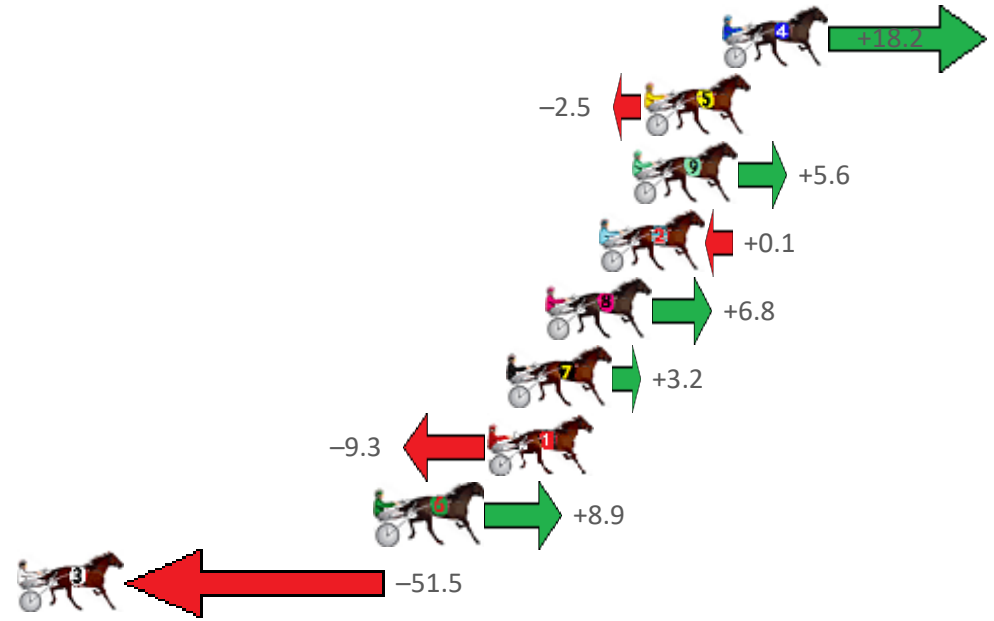
# Redcliffe Race 10 Distance 1780m

Thursday, 20 May 2021

Gross Time: 2:10.50 MileRate: 1:58.00 LeadTime: 11.10s First Qtr: 29.80s Second Qtr: 29.70s Third Qtr: 29.60s Fourth Qtr: 30.30s

No Horse	Plc	Margin	Time	800Time (W)	400 Time (W)
4 ADRENALINE RUSH	1	0.0m	2:10.50	58.54s (1)	28.91s (1)
5 MISSINMEMATE	2	3.1m	2:10.75	60.09s (1)	30.53s (1)
9 HOT EMBERS	3	3.6m	2:10.79	59.48s (1)	29.83s (1)
2 SUKI DAYO	4	4.9m	2:10.89	59.89s (0)	30.26s (0)
8 ASHLEE NITRO	5	7.0m	2:11.06	59.39s (1)	29.77s (1)
7 AQUA CRUISER	6	8.6m	2:11.18	59.66s (0)	30.22s (0)
1 RECIPE FOR DREAMING	7	9.3m	2:11.24	60.59s (0)	30.99s (0)
6 IMFEELINGIT	8	13.7m	2:11.59	59.24s (1)	29.83s (0)
3 GOTTAHAVEAHOBBIIE	9	56.5m	2:14.98	63.73s (1)	34.12s (1)

Finish Position and metres gained from 800m



Sectionals  
Powered by

**PJ HARNESS ANALYSER**  
HORSE REPORTS / RAW DATA

Version 3.05  
Out Now!

All your sectional needs

Check us out at [www.pjdata.com.au](http://www.pjdata.com.au)



The Racing Queensland Board (trading as Racing Queensland) and provider are not responsible for the completeness or accuracy of any of the information contained herein, and makes no representations about its suitability for any purpose.