

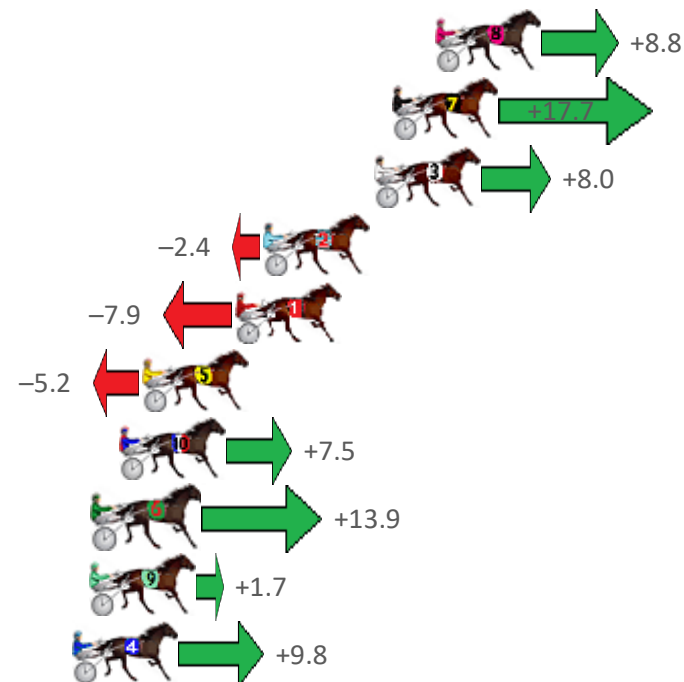
Albion Park Race 1 Distance 1660m

Friday, 28 May 2021

Gross Time: 1:58.90 MileRate: 1:55.20 LeadTime: 3.60s First Qtr: 27.50s Second Qtr: 30.20s Third Qtr: 28.50s Fourth Qtr: 29.10s

| NoHorse | Plc | Margin | Time | 800Time (W) | 400 Time (W) |
|--------------------|-----|--------|---------|-------------|--------------|
| 8 MISS MIA | 1 | 0.0m | 1:58.90 | 56.97s (0) | 28.43s (0) |
| 7 MISTER DIAMOND | 2 | 1.7m | 1:59.03 | 56.33s (0) | 28.25s (0) |
| 3 ONE LAST ROLL | 3 | 2.4m | 1:59.08 | 57.03s (1) | 29.00s (1) |
| 2 KWASII | 4 | 6.8m | 1:59.42 | 57.77s (0) | 29.26s (0) |
| 1 FEEL THE THRILL | 5 | 7.9m | 1:59.50 | 58.17s (0) | 29.67s (0) |
| 5 LIVING GRAND | 6 | 11.6m | 1:59.79 | 57.97s (1) | 29.26s (1) |
| 10 APACHE WHITESOX | 7 | 12.5m | 1:59.85 | 57.06s (1) | 29.38s (2) |
| 6 GUIDO DA SIENA | 8 | 13.5m | 1:59.93 | 56.60s (2) | 29.14s (2) |
| 9 CALL ME TRISH | 9 | 13.7m | 1:59.95 | 57.48s (1) | 29.05s (1) |
| 4 SIGNOR JUJON | 10 | 14.4m | 1:60.00 | 56.90s (1) | 28.83s (2) |

Finish Position and metres gained from 800m



Sectionals
Powered by

PJ HARNESS ANALYSER Version 3.05 Out Now!
HORSE REPORTS / RAW DATA
 All your sectional needs Check us out at www.pjdata.com.au



The Racing Queensland Board (trading as Racing Queensland) and provider are not responsible for the completeness or accuracy of any of the information contained herein, and makes no representations about its suitability for any purpose.

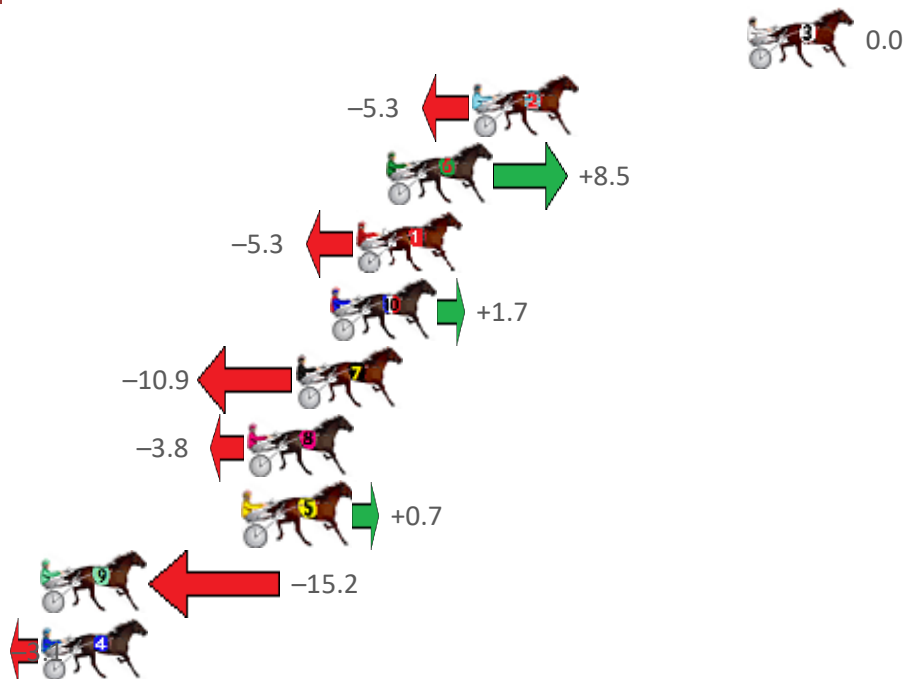
Albion Park Race 2 Distance 1660m

Friday, 28 May 2021

Gross Time: 1:56.20 MileRate: 1:52.60 LeadTime: 3.50s First Qtr: 26.90s Second Qtr: 29.90s Third Qtr: 27.90s Fourth Qtr: 28.00s

| No | Horse | Plc | Margin | Time | 800Time (W) | 400 Time (W) |
|----|-------------------|-----|--------|---------|-------------|--------------|
| 3 | BALL OF ART | 1 | 0.0m | 1:56.20 | 55.90s (0) | 28.00s (0) |
| 2 | MACH LE MORE | 2 | 10.9m | 1:57.00 | 56.27s (0) | 28.42s (0) |
| 6 | BOMBADIER JUJON | 3 | 14.3m | 1:57.25 | 55.31s (1) | 27.81s (2) |
| 1 | OUR BONDI BEACH | 4 | 15.5m | 1:57.34 | 56.27s (0) | 28.24s (1) |
| 10 | STREET APPEAL | 5 | 16.5m | 1:57.41 | 55.78s (1) | 28.26s (2) |
| 7 | NURBURGRING | 6 | 17.9m | 1:57.52 | 56.66s (1) | 28.70s (1) |
| 8 | JUST ROKIN | 7 | 19.8m | 1:57.66 | 56.16s (0) | 28.56s (0) |
| 5 | ROCKNROLL CLASSIC | 8 | 19.9m | 1:57.66 | 55.85s (0) | 28.26s (0) |
| 9 | KEY LARGO | 9 | 29.2m | 1:58.35 | 56.96s (1) | 28.89s (1) |
| 4 | WATTLEBANK FLYER | 10 | 30.5m | 1:58.45 | 56.12s (1) | 28.56s (1) |

Finish Position and metres gained from 800m



Sectionals
Powered by

PJ HARNESS ANALYSER Version 3.05 Out Now!
HORSE REPORTS / RAW DATA
 All your sectional needs Check us out at www.pjdata.com.au



The Racing Queensland Board (trading as Racing Queensland) and provider are not responsible for the completeness or accuracy of any of the information contained herein, and makes no representations about its suitability for any purpose.

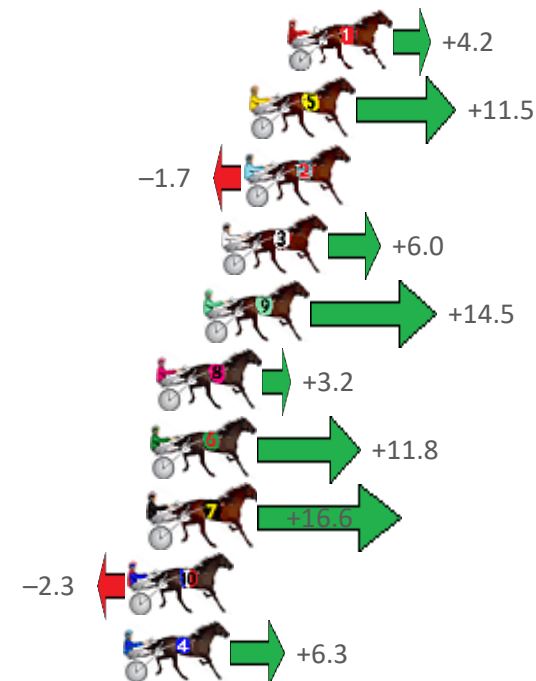
Albion Park Race 3 Distance 2138m

Friday, 28 May 2021

Gross Time: 2:36.30 MileRate: 1:57.70 LeadTime: 37.60s First Qtr: 31.00s Second Qtr: 30.30s Third Qtr: 28.40s Fourth Qtr: 29.00s

| NoHorse | Plc | Margin | Time | 800Time (W) | 400 Time (W) |
|----------------------|-----|--------|---------|-------------|--------------|
| 1 SOHO TSUNAMI | 1 | 0.0m | 2:36.30 | 57.10s (0) | 28.71s (0) |
| 5 MAJOR MUCHA | 2 | 1.5m | 2:36.41 | 56.58s (1) | 28.21s (1) |
| 2 DATTITUDE | 3 | 1.7m | 2:36.43 | 57.52s (0) | 29.12s (0) |
| 3 HELD TO RANSOM | 4 | 2.6m | 2:36.50 | 56.97s (1) | 28.61s (1) |
| 9 GLENLEDI BOY | 5 | 3.3m | 2:36.55 | 56.37s (1) | 28.03s (1) |
| 8 GASMONKEY | 6 | 5.2m | 2:36.70 | 57.17s (0) | 28.71s (0) |
| 6 STAGGER LEE | 7 | 5.4m | 2:36.71 | 56.56s (0) | 28.08s (0) |
| 7 HARPAGUS | 8 | 5.4m | 2:36.71 | 56.22s (1) | 27.88s (1) |
| 10 KURAHAUPO GAMBLER | 9 | 6.3m | 2:36.78 | 57.56s (1) | 29.19s (1) |
| 4 BLUE MOON RISING | 10 | 6.5m | 2:36.79 | 56.95s (0) | 28.49s (0) |

Finish Position and metres gained from 800m



Sectionals
Powered by

PJ HARNESS ANALYSER Version 3.05 Out Now!
HORSE REPORTS / RAW DATA
 All your sectional needs Check us out at www.pjdata.com.au



The Racing Queensland Board (trading as Racing Queensland) and provider are not responsible for the completeness or accuracy of any of the information contained herein, and makes no representations about its suitability for any purpose.

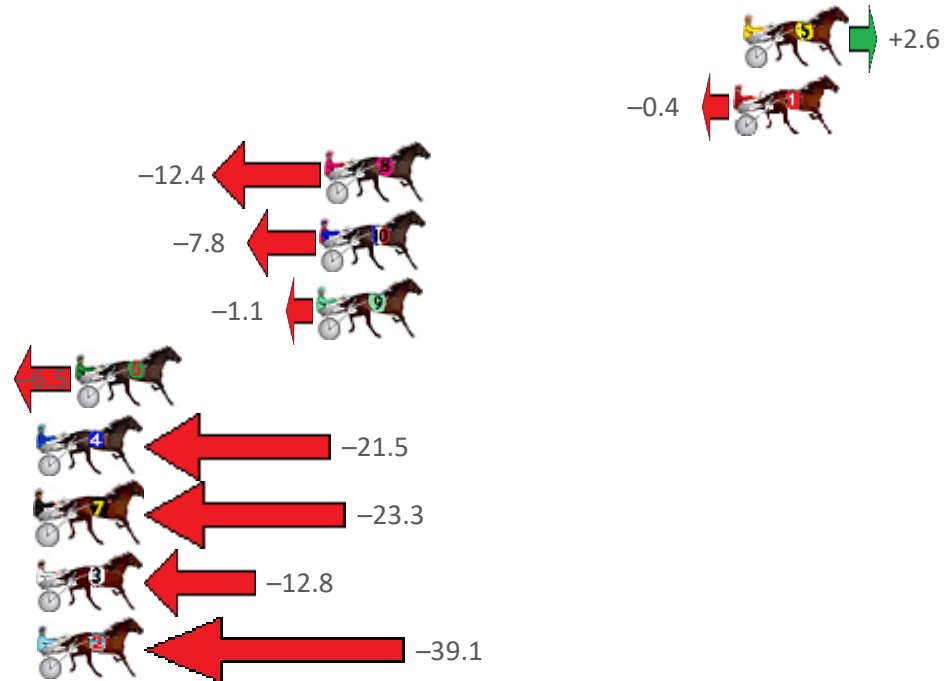
Albion Park Race 4 Distance 1660m

Friday, 28 May 2021

Gross Time: 1:57.30 MileRate: 1:53.70 LeadTime: 3.60s First Qtr: 27.80s Second Qtr: 30.00s Third Qtr: 28.30s Fourth Qtr: 27.60s

| NoHorse | Plc | Margin | Time | 800Time (W) | 400 Time (W) |
|----------------------|-----|--------|---------|-------------|--------------|
| 5 BITCOIN | 1 | 0.0m | 1:57.30 | 55.72s (1) | 27.57s (1) |
| 1 THE ROCKNROLL KING | 2 | 0.4m | 1:57.33 | 55.93s (0) | 27.63s (0) |
| 8 HOT EMBERS | 3 | 16.6m | 1:58.51 | 56.76s (0) | 28.42s (0) |
| 10 ONE OFF | 4 | 16.8m | 1:58.52 | 56.44s (0) | 28.14s (0) |
| 9 YUKO | 5 | 16.9m | 1:58.53 | 55.98s (1) | 27.26s (1) |
| 6 SPRINGFIELD SPIRIT | 6 | 26.5m | 1:59.22 | 56.35s (1) | 28.07s (2) |
| 4 MACH TORQUE | 7 | 28.3m | 1:59.35 | 57.39s (1) | 29.01s (1) |
| 7 MAJOR SCORE | 8 | 37.1m | 1:59.99 | 57.52s (0) | 28.57s (0) |
| 3 SUGARKANE | 9 | 37.4m | 2:00.02 | 56.79s (1) | 28.24s (2) |
| 2 BRAEBEACH | 10 | 50.5m | 2:00.97 | 58.62s (1) | 29.95s (0) |

Finish Position and metres gained from 800m



Sectionals
Powered by

PJ HARNES ANALYSER

HORSE REPORTS / RAW DATA

Version 3.05
Out Now!

All your sectional needs

Check us out at www.pjdata.com.au

The Racing Queensland Board (trading as Racing Queensland) and provider are not responsible for the completeness or accuracy of any of the information contained herein, and makes no representations about its suitability for any purpose.

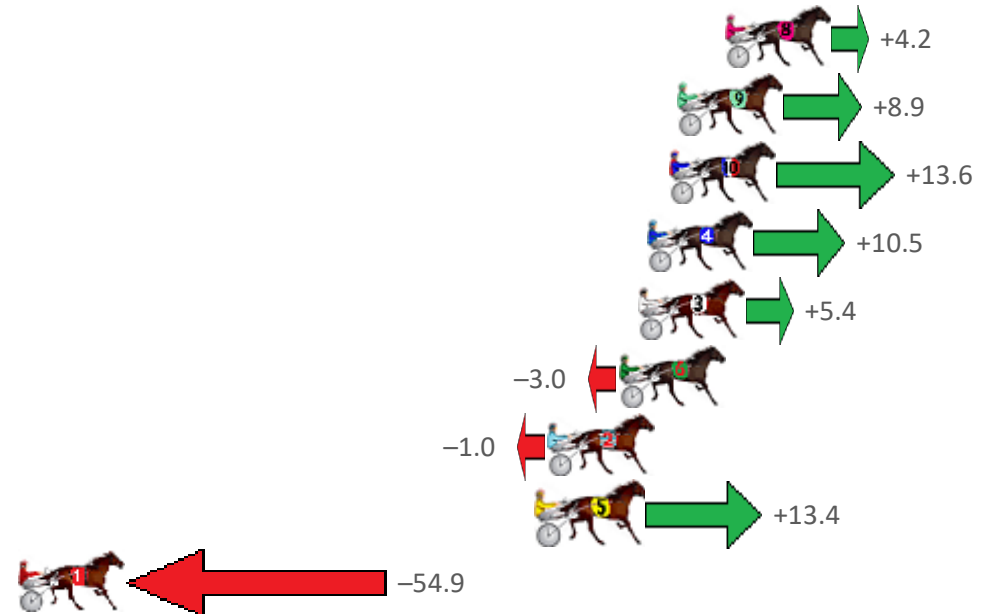
Albion Park Race 5 Distance 1660m

Friday, 28 May 2021

Gross Time: 2:00.60 MileRate: 1:56.90 LeadTime: 3.40s First Qtr: 27.80s Second Qtr: 31.00s Third Qtr: 28.80s Fourth Qtr: 29.60s

| NoHorse | Plc | Margin | Time | 800Time (W) | 400 Time (W) |
|---------------------|-----|--------|---------|-------------|--------------|
| 8 NO DOUBT | 1 | 0.0m | 2:00.60 | 58.10s (0) | 29.04s (1) |
| 9 KATACHA MAN | 2 | 1.9m | 2:00.75 | 57.75s (1) | 29.22s (2) |
| 10 TYPHOON TORQUE | 3 | 2.2m | 2:00.77 | 57.41s (1) | 28.91s (2) |
| 4 ROYAL PRINCESS | 4 | 3.1m | 2:00.84 | 57.64s (0) | 28.92s (1) |
| 3 LAVAZZA | 5 | 3.4m | 2:00.86 | 58.01s (0) | 28.85s (0) |
| 6 ONLYSBEST | 6 | 4.2m | 2:00.93 | 58.62s (1) | 29.91s (0) |
| 2 KETTERING GIRL | 7 | 7.0m | 2:01.14 | 58.47s (1) | 29.88s (1) |
| 5 COURAGEOUS SAM | 8 | 7.4m | 2:01.17 | 57.43s (1) | 28.95s (2) |
| 1 LITTLELIONELJAMES | 9 | 54.9m | 2:04.86 | 62.39s (0) | 33.02s (0) |

Finish Position and metres gained from 800m



Sectionals
Powered by

PJ HARNESS ANALYSER Version 3.05 Out Now!
HORSE REPORTS / RAW DATA
 All your sectional needs Check us out at www.pjdata.com.au



The Racing Queensland Board (trading as Racing Queensland) and provider are not responsible for the completeness or accuracy of any of the information contained herein, and makes no representations about its suitability for any purpose.

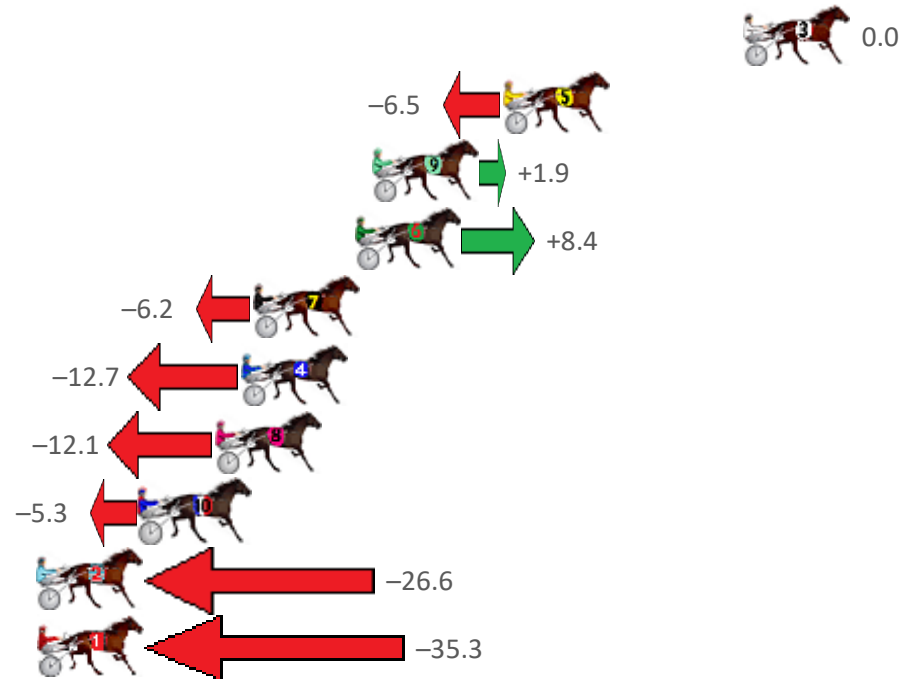
Albion Park Race 6 Distance 1660m

Friday, 28 May 2021

Gross Time: 2:00.10 MileRate: 1:56.40 LeadTime: 3.40s First Qtr: 28.60s Second Qtr: 31.20s Third Qtr: 28.30s Fourth Qtr: 28.60s

| No | Horse | Plc | Margin | Time | 800Time (W) | 400 Time (W) |
|----|-------------------|-----|--------|---------|-------------|--------------|
| 3 | ANOTHER STATEMENT | 1 | 0.0m | 2:00.10 | 56.90s (0) | 28.60s (0) |
| 5 | THE RACONTEUR | 2 | 9.5m | 2:00.81 | 57.36s (1) | 29.05s (1) |
| 9 | STRONG RESPONSE | 3 | 14.7m | 2:01.20 | 56.77s (1) | 28.42s (2) |
| 6 | CAPTAINS PICK | 4 | 15.4m | 2:01.26 | 56.31s (1) | 28.80s (2) |
| 7 | ROCKINDOWNUNDER | 5 | 19.4m | 2:01.56 | 57.34s (0) | 28.80s (0) |
| 4 | STORM GILBERT | 6 | 19.9m | 2:01.59 | 57.80s (1) | 29.30s (1) |
| 8 | WHICH HUNT | 7 | 20.9m | 2:01.67 | 57.76s (0) | 29.20s (0) |
| 10 | FLIGHT CREW | 8 | 23.9m | 2:01.89 | 57.27s (2) | 29.74s (2) |
| 2 | JOEY LINCOLN | 9 | 38.6m | 2:03.00 | 58.78s (1) | 30.25s (1) |
| 1 | NAUGHTYINHEAVEN | 10 | 39.7m | 2:03.08 | 59.40s (0) | 30.84s (0) |

Finish Position and metres gained from 800m



Sectionals
Powered by

PJ HARNESS ANALYSER Version 3.05 Out Now!
HORSE REPORTS / RAW DATA
 All your sectional needs Check us out at www.pjdata.com.au



The Racing Queensland Board (trading as Racing Queensland) and provider are not responsible for the completeness or accuracy of any of the information contained herein, and makes no representations about its suitability for any purpose.


Albion Park Race 7 Distance 1660m

Friday, 28 May 2021

Gross Time: 2:01.80 MileRate: 1:58.10 LeadTime: 3.50s First Qtr: 29.60s Second Qtr: 30.90s Third Qtr: 28.40s Fourth Qtr: 29.40s

| NoHorse | Plc | Margin | Time | 800Time (W) | 400 Time (W) |
|----------------------|-----|--------|---------|-------------|--------------|
| 3 FEELS LIKA BOSS | 1 | 0.0m | 2:01.80 | 57.28s (1) | 28.98s (1) |
| 4 MAYWYN TROUBADOU | 2 | 0.8m | 2:01.86 | 57.86s (0) | 29.46s (0) |
| 9 WHATTA GOOD REASO | 3 | 2.5m | 2:01.99 | 57.16s (1) | 28.85s (1) |
| 1 ABERCROMBIE TAB | 4 | 2.9m | 2:02.02 | 57.40s (0) | 28.98s (0) |
| 7 DOLLARBILL | 5 | 6.4m | 2:02.29 | 58.04s (1) | 29.79s (1) |
| 2 RANCHO MAN | 6 | 7.3m | 2:02.36 | 58.02s (0) | 29.61s (0) |
| 8 WOODLANDS ROSE | 7 | 8.4m | 2:02.45 | 57.50s (0) | 28.99s (0) |
| 5 CAPTAIN THUNDERBOL | 8 | 11.9m | 2:02.72 | 57.23s (1) | 28.87s (1) |
| 10 MELTON INSULTED | 9 | 13.3m | 2:02.83 | 57.63s (1) | 29.32s (1) |
| 6 WESTERN SHOWGIRL | 10 | 29.0m | 2:04.04 | 58.16s (1) | 30.03s (0) |

Finish Position and metres gained from 800m



Sectionals
Powered by

PJ HARNESS ANALYSER Version 3.05 Out Now!
HORSE REPORTS / RAW DATA
 All your sectional needs Check us out at www.pjdata.com.au



The Racing Queensland Board (trading as Racing Queensland) and provider are not responsible for the completeness or accuracy of any of the information contained herein, and makes no representations about its suitability for any purpose.

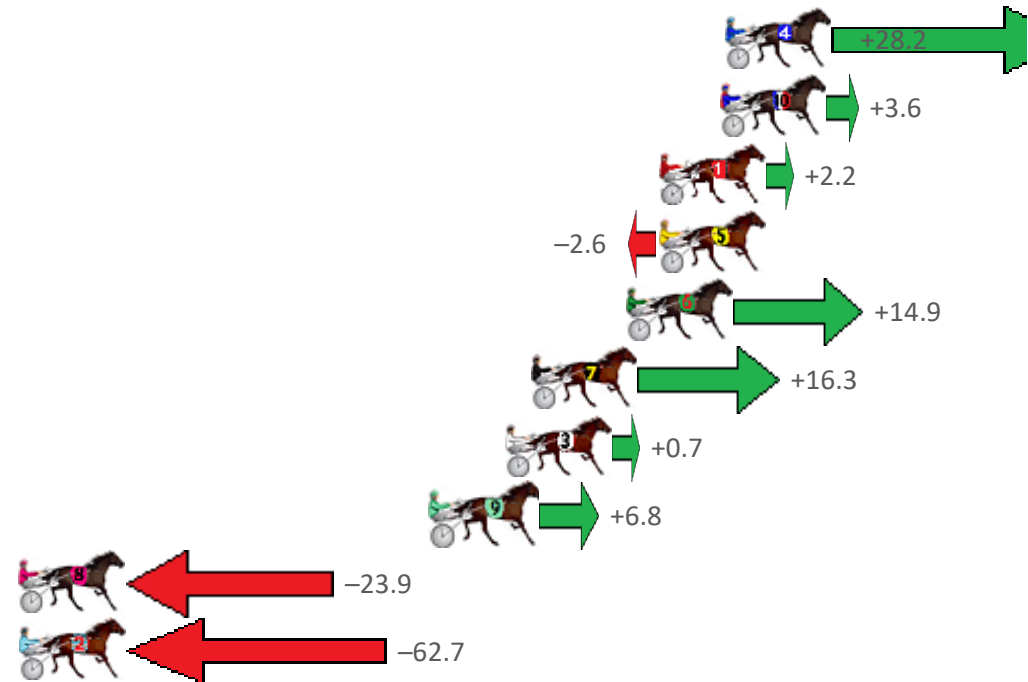
Albion Park Race 8 Distance 1660m

Friday, 28 May 2021

Gross Time: 2:02.10 MileRate: 1:58.40 LeadTime: 3.50s First Qtr: 29.10s Second Qtr: 31.00s Third Qtr: 28.10s Fourth Qtr: 30.40s

| NoHorse | Plc | Margin | Time | 800Time (W) | 400 Time (W) |
|----------------------|-----|--------|---------|-------------|--------------|
| 4 THANKHEAVNFORGIRLS | 1 | 0.0m | 2:02.10 | 56.45s (1) | 29.07s (0) |
| 10 THE CASUAL GOOSE | 2 | 0.2m | 2:02.12 | 58.24s (1) | 30.40s (1) |
| 1 MELTON LUCKY | 3 | 2.6m | 2:02.31 | 58.34s (0) | 30.02s (0) |
| 5 BEEJAYS DELIGHT | 4 | 2.6m | 2:02.31 | 58.69s (0) | 30.60s (0) |
| 6 COBBLER LANE | 5 | 3.9m | 2:02.41 | 57.42s (0) | 29.43s (1) |
| 7 BUTCHERFEELGOOD | 6 | 7.7m | 2:02.71 | 57.31s (1) | 29.24s (1) |
| 3 KOOKABURRAPRINCESS | 7 | 8.7m | 2:02.79 | 58.45s (0) | 30.42s (1) |
| 9 RISKY BUZINESS | 8 | 11.6m | 2:03.02 | 58.01s (1) | 29.78s (2) |
| 8 MAJOR GRANDEUR | 9 | 38.1m | 2:05.13 | 60.24s (0) | 32.30s (1) |
| 2 BOPPIN THE BLUES | 10 | 76.7m | 2:08.20 | 63.06s (1) | 34.08s (0) |

Finish Position and metres gained from 800m



Sectionals
Powered by

PJ HARNESS ANALYSER Version 3.05 Out Now!
HORSE REPORTS / RAW DATA
 All your sectional needs Check us out at www.pjdata.com.au



The Racing Queensland Board (trading as Racing Queensland) and provider are not responsible for the completeness or accuracy of any of the information contained herein, and makes no representations about its suitability for any purpose.

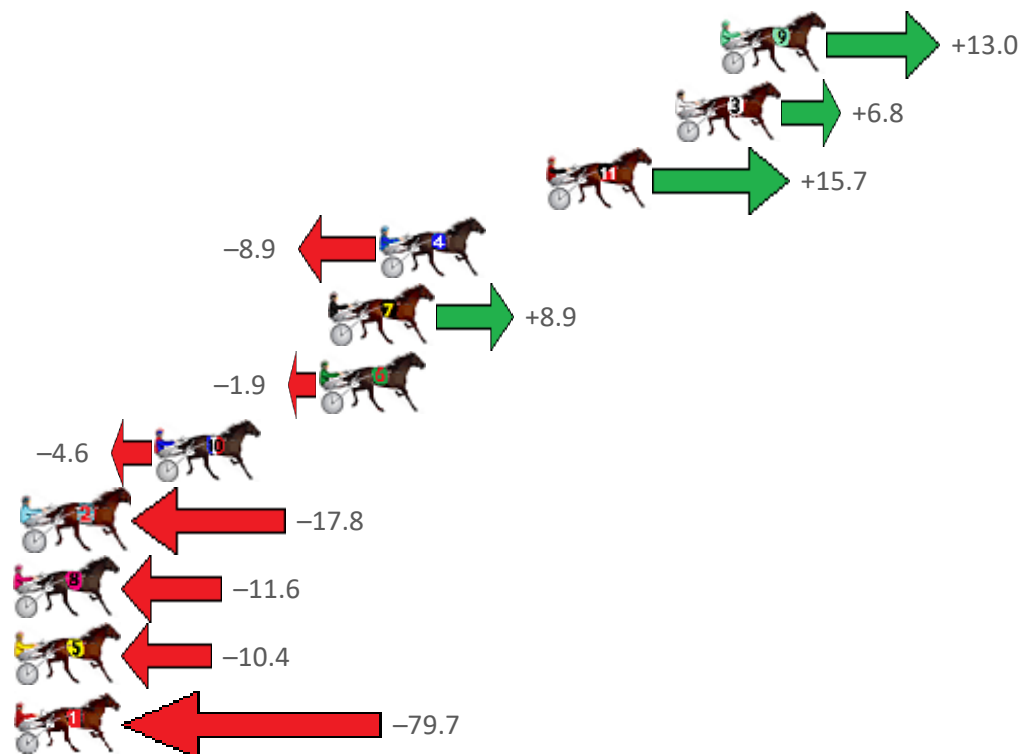
Albion Park Race 9 Distance 2138m

Friday, 28 May 2021

Gross Time: 2:47.50 MileRate: 2:03.80 LeadTime: 44.00s First Qtr: 31.20s Second Qtr: 31.60s Third Qtr: 30.50s Fourth Qtr: 30.20s

| NoHorse | Plc | Margin | Time | 800Time (W) | 400 Time (W) |
|--------------------|-----|--------|---------|-------------|--------------|
| 9 PRINCESS FAITH | 1 | 0.0m | 2:47.50 | 59.72s (1) | 29.82s (1) |
| 3 MAJESTIC SPEED | 2 | 1.8m | 2:47.64 | 60.19s (1) | 30.29s (1) |
| 11 DOWN UNDER RORS | 3 | 6.9m | 2:48.05 | 59.52s (1) | 29.41s (1) |
| 4 TOUCHE DE FLING | 4 | 13.5m | 2:48.57 | 61.37s (0) | 30.84s (0) |
| 7 IMA CALVERT ROSE | 5 | 15.5m | 2:48.73 | 60.03s (0) | 29.70s (1) |
| 6 NORAHS FLING | 6 | 15.9m | 2:48.76 | 60.84s (0) | 30.16s (0) |
| 10 SPIDERS DEVIL | 7 | 22.4m | 2:49.27 | 61.05s (1) | 30.94s (1) |
| 2 MYRTLE BEACH | 8 | 27.6m | 2:49.68 | 62.04s (0) | 31.37s (0) |
| 8 NO LOVE ABOUT IT | 9 | 30.8m | 2:49.94 | 61.58s (0) | 30.80s (0) |
| 5 CHOCOLATEHANDFUL | 10 | 40.2m | 2:50.68 | 61.48s (1) | 31.73s (2) |
| 1 OKANAGAN | 11 | 79.7m | 2:53.80 | 66.71s (0) | 36.18s (0) |

Finish Position and metres gained from 800m



Sectionals
Powered by

PJ HARNESS ANALYSER Version 3.05 Out Now!
HORSE REPORTS / RAW DATA
 All your sectional needs Check us out at www.pjdata.com.au



The Racing Queensland Board (trading as Racing Queensland) and provider are not responsible for the completeness or accuracy of any of the information contained herein, and makes no representations about its suitability for any purpose.

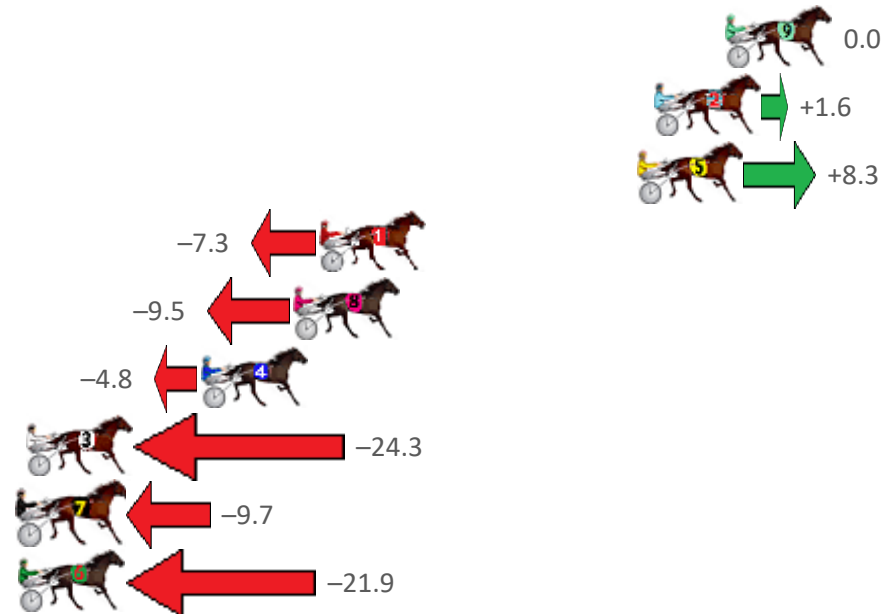
Albion Park Race 10 Distance 1660m

Friday, 28 May 2021

Gross Time: 2:03.30 MileRate: 1:59.60 LeadTime: 3.60s First Qtr: 30.60s Second Qtr: 32.20s Third Qtr: 28.80s Fourth Qtr: 28.10s

| No | Horse | Plc | Margin | Time | 800Time (W) | 400 Time (W) |
|----|--------------------|-----|--------|---------|-------------|--------------|
| 9 | CHARMING CHARLOTTE | 1 | 0.0m | 2:03.30 | 56.90s (0) | 28.10s (0) |
| 2 | BELLAVICTREE | 2 | 2.8m | 2:03.51 | 56.79s (0) | 27.75s (0) |
| 5 | MULLUM FLO | 3 | 3.5m | 2:03.56 | 56.31s (1) | 27.45s (2) |
| 1 | ACER ANIMUS | 4 | 16.1m | 2:04.49 | 57.42s (0) | 28.33s (0) |
| 8 | GLENLEDI COMMANDE | 5 | 17.1m | 2:04.56 | 57.57s (1) | 28.69s (2) |
| 4 | STEEVEN | 6 | 20.8m | 2:04.84 | 57.24s (1) | 28.34s (1) |
| 3 | VALKYRIE HANOVER | 7 | 27.7m | 2:05.35 | 58.62s (1) | 29.60s (1) |
| 7 | ROCK WITH ZARA | 8 | 30.5m | 2:05.55 | 57.59s (1) | 28.69s (1) |
| 6 | TIMSTAR | 9 | 36.5m | 2:06.00 | 58.45s (0) | 29.29s (0) |

Finish Position and metres gained from 800m



Sectionals
Powered by

The Racing Queensland Board (trading as Racing Queensland) and provider are not responsible for the completeness or accuracy of any of the information contained herein, and makes no representations about its suitability for any purpose.