

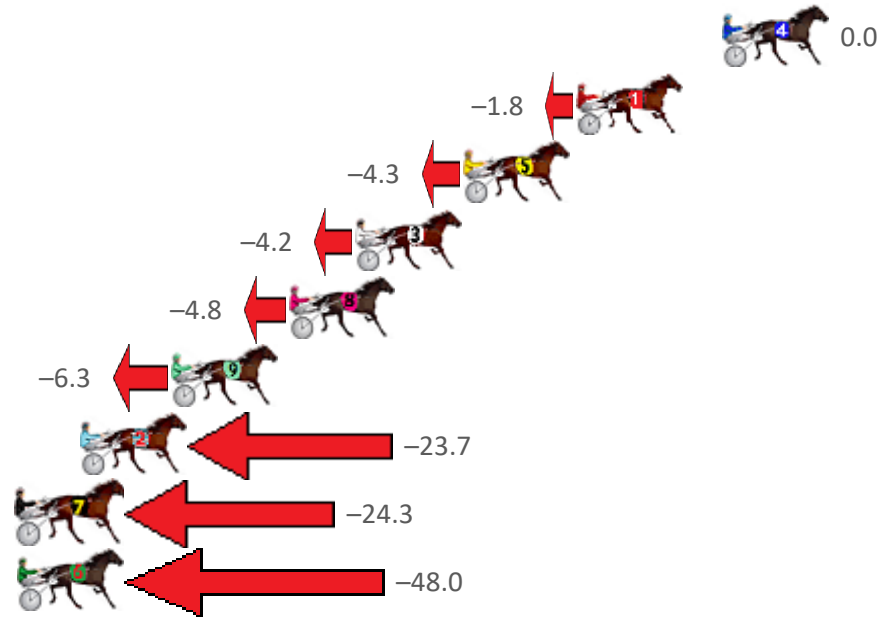
# Redcliffe Race 1 Distance 1780m

Thursday, 8 July 2021

Gross Time: 2:18.40 MileRate: 2:05.10 LeadTime: 12.00s First Qtr: 32.90s Second Qtr: 33.60s Third Qtr: 31.10s Fourth Qtr: 28.80s

No Horse	Plc	Margin	Time	800Time (W)	400 Time (W)
4 INNOCENT HEAVEN	1	0.0m	2:18.40	59.90s (0)	28.80s (0)
1 ACER ANIMUS	2	5.8m	2:18.84	60.03s (0)	28.93s (0)
5 QUICK CLASSIC	3	10.3m	2:19.18	60.22s (1)	29.47s (2)
3 GAME KEEPER	4	14.6m	2:19.50	60.21s (1)	29.17s (1)
8 WEDDING NIGHT	5	17.2m	2:19.70	60.26s (0)	29.01s (0)
9 MISTER ROCKTOBER	6	21.9m	2:20.06	60.37s (1)	29.61s (2)
2 CARIBBEAN BABY	7	25.5m	2:20.33	61.66s (1)	30.48s (1)
7 WHATABOYJACK	8	32.5m	2:20.86	61.71s (0)	30.34s (0)
6 INZANIGHT	9	108.0m	2:26.56	63.47s (0)	30.80s (0)

Finish Position and metres gained from 800m



Sectionals  
Powered by

**PJ HARNESS ANALYSER** Version 3.05 Out Now!  
**HORSE REPORTS / RAW DATA**  
 All your sectional needs Check us out at [www.pjdata.com.au](http://www.pjdata.com.au)



The Racing Queensland Board (trading as Racing Queensland) and provider are not responsible for the completeness or accuracy of any of the information contained herein, and makes no representations about its suitability for any purpose.

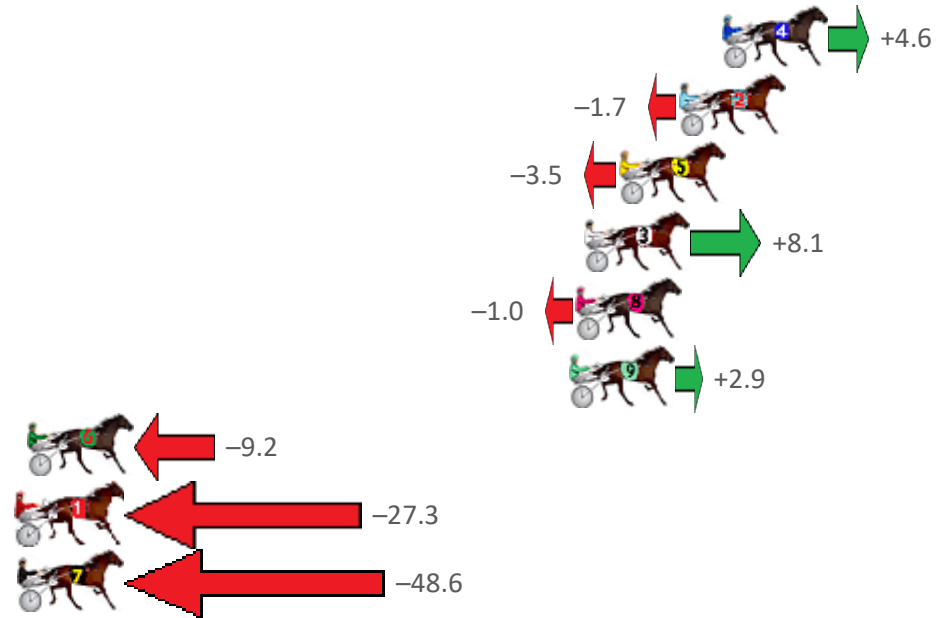
# Redcliffe Race 2 Distance 1780m

Thursday, 8 July 2021

Gross Time: 2:13.00 MileRate: 2:00.20 LeadTime: 11.50s First Qtr: 30.60s Second Qtr: 31.50s Third Qtr: 30.30s Fourth Qtr: 29.10s

No Horse	Plc	Margin	Time	800Time (W)	400 Time (W)
4 FAVREAU	1	0.0m	2:13.00	59.06s (0)	28.77s (0)
2 FLEETING FEELGOOD	2	1.7m	2:13.13	59.53s (0)	29.22s (0)
5 SAILOR GIRL	3	4.1m	2:13.31	59.66s (1)	29.37s (1)
3 JET FORCE	4	5.5m	2:13.42	58.80s (1)	28.92s (2)
8 MULLUM BOY	5	5.8m	2:13.44	59.47s (1)	29.29s (2)
9 DIGYOURHEELSIN	6	6.1m	2:13.47	59.19s (1)	29.01s (1)
6 ROCK IN HEAVEN	7	27.6m	2:15.11	60.08s (1)	30.14s (1)
1 TASCOTT TERROR	8	36.7m	2:15.80	61.42s (0)	31.10s (0)
7 HEARTBREAK	9	123.6m	2:22.44	62.99s (0)	30.81s (0)

Finish Position and metres gained from 800m



Sectionals  
Powered by

## PJ HARNESS ANALYSER

Version 3.05  
Out Now!

HORSE REPORTS / RAW DATA

All your sectional needs

Check us out at [www.pjdata.com.au](http://www.pjdata.com.au)



The Racing Queensland Board (trading as Racing Queensland) and provider are not responsible for the completeness or accuracy of any of the information contained herein, and makes no representations about its suitability for any purpose.

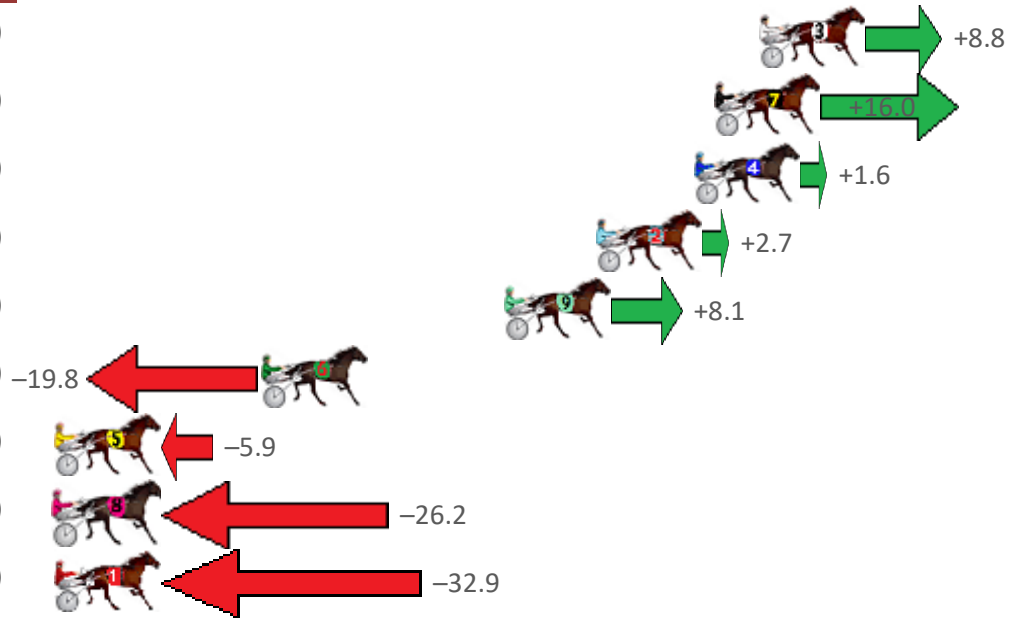
# Redcliffe Race 3 Distance 1780m

Thursday, 8 July 2021

Gross Time: 2:12.20 MileRate: 1:59.60 LeadTime: 11.20s First Qtr: 29.90s Second Qtr: 30.70s Third Qtr: 29.70s Fourth Qtr: 30.70s

No Horse	Plc	Margin	Time	800Time (W)	400 Time (W)
3 DUKE	1	0.0m	2:12.20	59.74s (0)	30.04s (0)
7 GUTS	2	1.8m	2:12.34	59.20s (0)	29.63s (0)
4 PATCHWORK JET	3	2.6m	2:12.41	60.28s (0)	30.58s (0)
2 KOOKABURRAPRINCESS	4	6.5m	2:12.72	60.20s (1)	30.86s (1)
9 TURN TURN FLYER	5	10.1m	2:13.01	59.79s (1)	30.04s (1)
6 TRUMP EM BABE	6	19.8m	2:13.79	61.89s (0)	32.21s (0)
5 WEASEL	7	28.9m	2:14.52	60.84s (1)	31.14s (1)
8 SCHOOPY	8	39.8m	2:15.40	62.37s (1)	32.67s (2)
1 ARTISTIC HUMMA	9	46.1m	2:15.90	62.87s (0)	33.24s (1)

Finish Position and metres gained from 800m



Sectionals  
Powered by

**PJ HARNESS ANALYSER** Version 3.05 Out Now!  
**HORSE REPORTS / RAW DATA**  
 All your sectional needs  
 Check us out at [www.pjdata.com.au](http://www.pjdata.com.au)



The Racing Queensland Board (trading as Racing Queensland) and provider are not responsible for the completeness or accuracy of any of the information contained herein, and makes no representations about its suitability for any purpose.

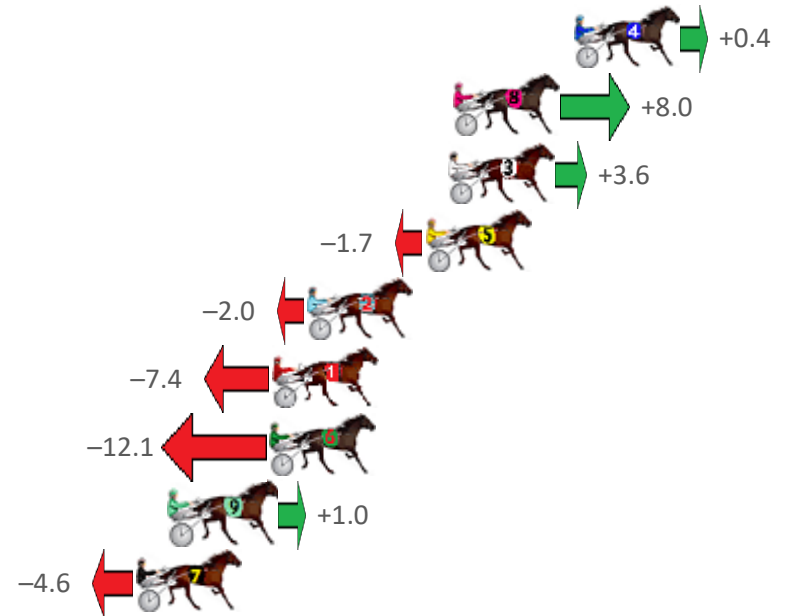
# Redcliffe Race 4 Distance 1780m

Thursday, 8 July 2021

Gross Time: 2:11.00 MileRate: 1:58.40 LeadTime: 11.20s First Qtr: 30.60s Second Qtr: 30.90s Third Qtr: 29.00s Fourth Qtr: 29.30s

No Horse	Plc	Margin	Time	800Time (W)	400 Time (W)
4 FRANCO NANDOR	1	0.0m	2:11.00	58.27s (0)	29.30s (0)
8 GET READY TO ROCK	2	4.8m	2:11.37	57.72s (1)	28.73s (2)
3 LIFEINHEAVEN	3	5.0m	2:11.38	58.04s (0)	28.98s (0)
5 CANSTAR	4	5.9m	2:11.45	58.42s (1)	29.16s (2)
2 CROSSED LEGS	5	10.6m	2:11.81	58.44s (1)	29.17s (1)
1 GINATIANO	6	12.0m	2:11.92	58.84s (0)	29.84s (0)
6 SHEZ GRININ	7	12.1m	2:11.93	59.18s (1)	29.89s (1)
9 OUR PEPPERJACK	8	16.0m	2:12.23	58.23s (1)	29.07s (1)
7 BELLAVICTREE	9	17.4m	2:12.34	58.63s (0)	29.39s (0)

Finish Position and metres gained from 800m



Sectionals  
Powered by

**PJ HARNESS ANALYSER** Version 3.05 Out Now!  
**HORSE REPORTS / RAW DATA**  
 All your sectional needs Check us out at [www.pjdata.com.au](http://www.pjdata.com.au)



The Racing Queensland Board (trading as Racing Queensland) and provider are not responsible for the completeness or accuracy of any of the information contained herein, and makes no representations about its suitability for any purpose.

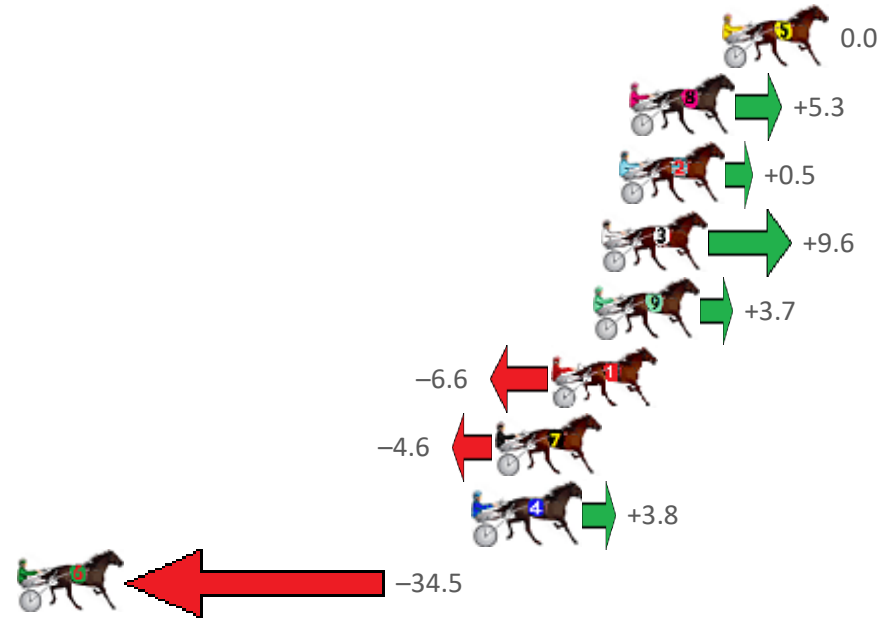
# Redcliffe Race 5 Distance 1780m

Thursday, 8 July 2021

Gross Time: 2:11.30 MileRate: 1:58.70 LeadTime: 11.20s First Qtr: 29.90s Second Qtr: 32.00s Third Qtr: 29.00s Fourth Qtr: 29.20s

No Horse	Plc	Margin	Time	800Time (W)	400 Time (W)
5 MY ULTIMATE BONDI	1	0.0m	2:11.30	58.20s (1)	29.20s (1)
8 BONDI SHAKE	2	3.7m	2:11.58	57.82s (1)	28.71s (1)
2 CALL ME TRISH	3	4.1m	2:11.61	58.16s (1)	29.11s (1)
3 FOUR FOR FOUR	4	4.8m	2:11.67	57.51s (1)	28.39s (1)
9 BETTOR SPORT	5	5.1m	2:11.69	57.93s (0)	28.74s (0)
1 MY CHINA DOLL	6	6.8m	2:11.82	58.68s (0)	29.52s (0)
7 MELTON INSULTED	7	9.0m	2:11.99	58.53s (0)	29.36s (0)
4 ALLY ROGAN	8	9.8m	2:12.05	57.93s (0)	28.75s (0)
6 MONTANA EXPRESS	9	89.5m	2:18.15	60.70s (0)	30.62s (0)

Finish Position and metres gained from 800m



Sectionals  
Powered by

**PJ HARNESS ANALYSER** Version 3.05 Out Now!  
**HORSE REPORTS / RAW DATA**  
 All your sectional needs Check us out at [www.pjdata.com.au](http://www.pjdata.com.au)



The Racing Queensland Board (trading as Racing Queensland) and provider are not responsible for the completeness or accuracy of any of the information contained herein, and makes no representations about its suitability for any purpose.

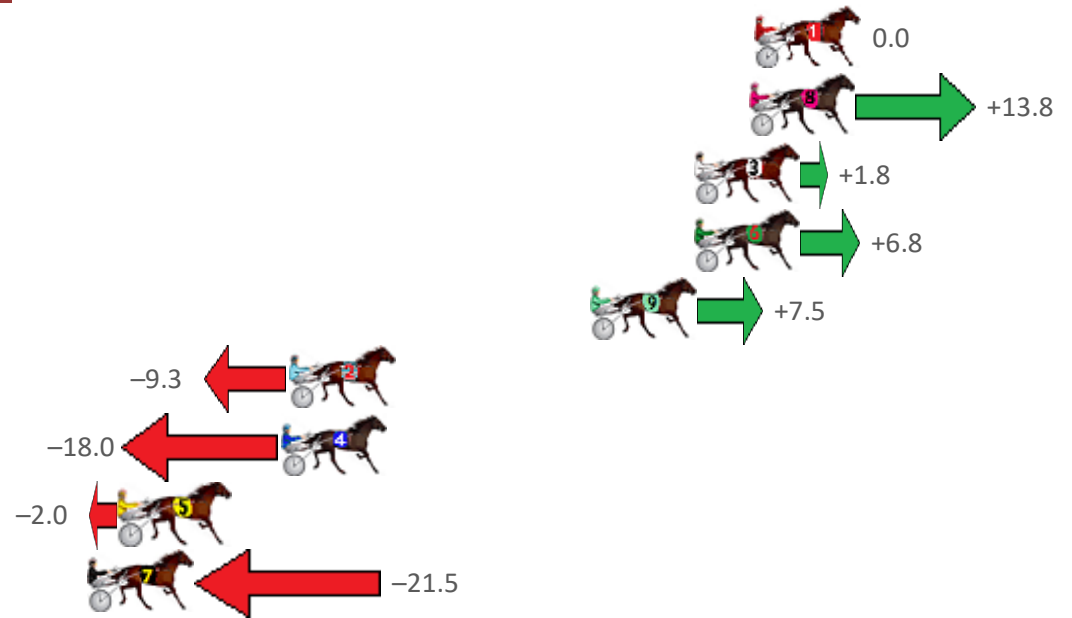
# Redcliffe Race 6 Distance 1780m

Thursday, 8 July 2021

Gross Time: 2:10.70 MileRate: 1:58.10 LeadTime: 11.30s First Qtr: 28.70s Second Qtr: 30.00s Third Qtr: 29.30s Fourth Qtr: 31.40s

No Horse	Plc	Margin	Time	800Time (W)	400 Time (W)
1 MISTER DECORUM	1	0.0m	2:10.70	60.70s (1)	31.28s (1)
8 ESTARDAY	2	0.2m	2:10.72	59.66s (1)	30.57s (2)
3 SHEZ GOT BLING	3	2.4m	2:10.90	60.56s (1)	31.04s (1)
6 MOONLIGHT BUTCHER	3	2.4m	2:10.90	60.19s (0)	30.74s (0)
9 TACTFILLY MAGIC	5	6.5m	2:11.23	60.13s (0)	30.72s (0)
2 ALLY PINK	6	18.5m	2:12.22	61.40s (1)	31.89s (1)
4 NON PASSARE	7	18.8m	2:12.24	62.06s (0)	32.87s (0)
5 NEVAEVABEND	8	25.2m	2:12.77	60.85s (1)	31.70s (0)
7 THANKHEAVNFORGIRLS	9	26.5m	2:12.87	62.32s (0)	32.95s (0)

Finish Position and metres gained from 800m



Sectionals  
Powered by

**PJ HARNESS ANALYSER** Version 3.05 Out Now!  
**HORSE REPORTS / RAW DATA**  
 All your sectional needs Check us out at [www.pjdata.com.au](http://www.pjdata.com.au)



The Racing Queensland Board (trading as Racing Queensland) and provider are not responsible for the completeness or accuracy of any of the information contained herein, and makes no representations about its suitability for any purpose.

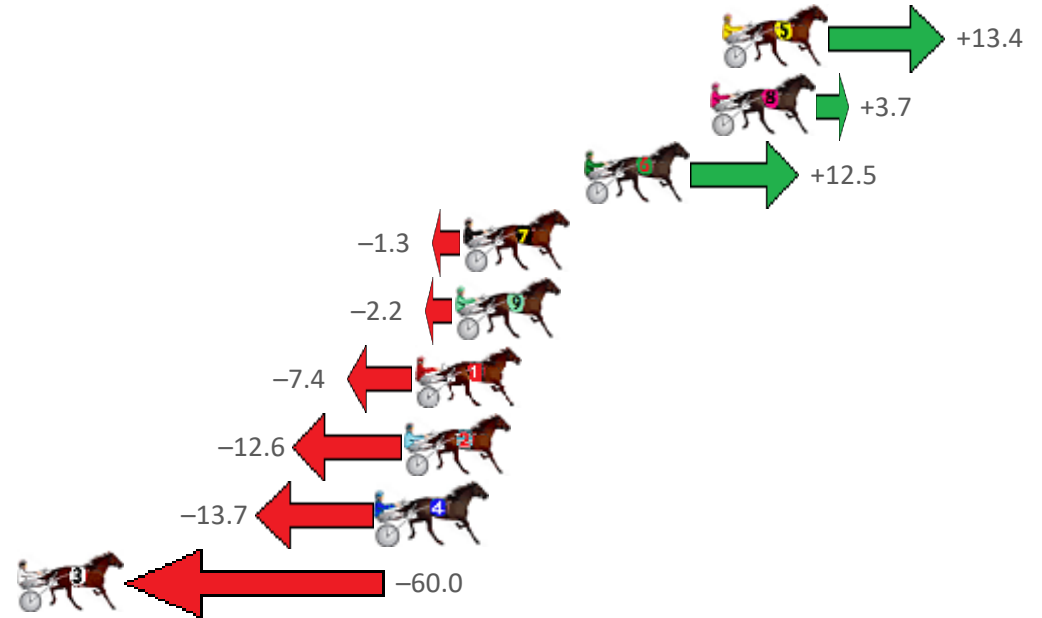
# Redcliffe Race 7 Distance 2040m

Thursday, 8 July 2021

Gross Time: 2:30.10 MileRate: 1:58.40 LeadTime: 30.30s First Qtr: 30.90s Second Qtr: 29.70s Third Qtr: 29.00s Fourth Qtr: 30.20s

No Horse	Plc	Margin	Time	800Time (W)	400 Time (W)
5 ROYAL OBSESSION	1	0.0m	2:30.10	58.21s (1)	29.24s (2)
8 BARKWAY ARNOLD	2	0.5m	2:30.14	58.93s (1)	29.88s (1)
6 SO BOBS YOUR UNCLE	3	5.5m	2:30.53	58.28s (1)	29.29s (1)
7 BETTING BARON	4	10.3m	2:30.91	59.30s (0)	30.30s (0)
9 FLO RYDA	5	10.6m	2:30.94	59.36s (1)	30.32s (1)
1 SUBTLE ADVICE	6	12.2m	2:31.06	59.74s (0)	30.77s (0)
2 MACH TORQUE	7	12.6m	2:31.10	60.13s (0)	31.15s (0)
4 MY ULTIMATE LOUIE	8	13.7m	2:31.18	60.21s (1)	31.20s (1)
3 OUR BOY BOBBY	9	82.8m	2:36.65	63.62s (1)	34.70s (0)

Finish Position and metres gained from 800m



Sectionals  
Powered by

**PJ HARNESS ANALYSER** Version 3.05 Out Now!  
**HORSE REPORTS / RAW DATA**  
 All your sectional needs Check us out at [www.pjdata.com.au](http://www.pjdata.com.au)



The Racing Queensland Board (trading as Racing Queensland) and provider are not responsible for the completeness or accuracy of any of the information contained herein, and makes no representations about its suitability for any purpose.

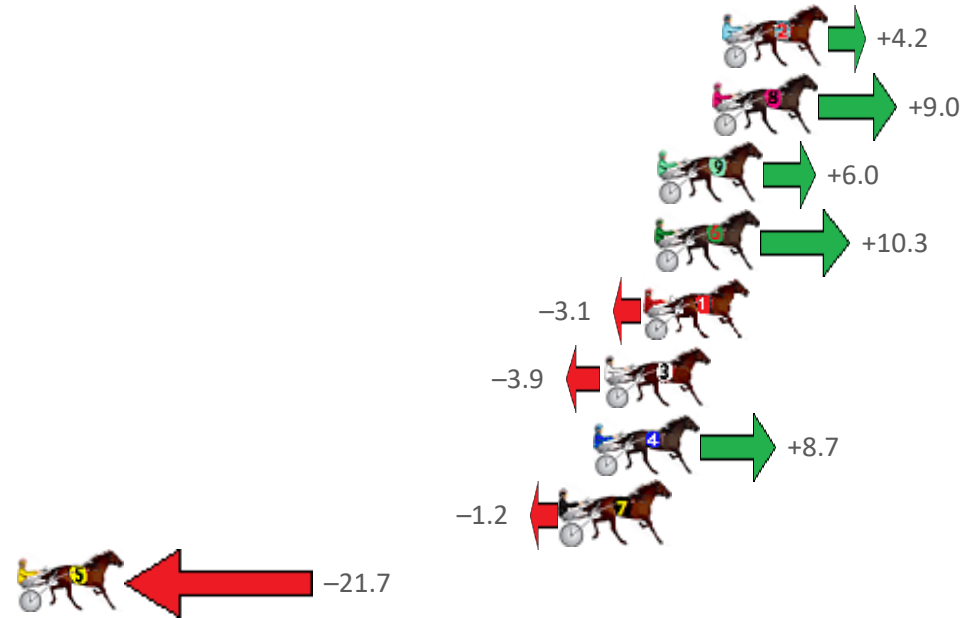
# Redcliffe Race 8 Distance 1780m

Thursday, 8 July 2021

Gross Time: 2:09.80 MileRate: 1:57.30 LeadTime: 11.00s First Qtr: 30.40s Second Qtr: 30.30s Third Qtr: 29.00s Fourth Qtr: 29.10s

No Horse	Plc	Margin	Time	800Time (W)	400 Time (W)
2 SAND BLASTER	1	0.0m	2:09.80	57.80s (0)	28.78s (0)
8 GLENLEDI BOY	2	0.4m	2:09.83	57.45s (1)	28.45s (1)
9 ROCKNROLL DUDE	3	2.6m	2:10.00	57.67s (0)	28.65s (0)
6 OUR LITTLE DIGGER	4	2.7m	2:10.01	57.36s (0)	28.33s (0)
1 COLOMBIAN GOLD	5	3.1m	2:10.04	58.32s (0)	29.32s (0)
3 JILLIBY JACKPOT	6	4.7m	2:10.16	58.38s (1)	29.40s (1)
4 MAJOR SCORE	7	5.1m	2:10.19	57.47s (1)	28.47s (1)
7 SLINGSHOT	8	6.4m	2:10.29	58.19s (1)	29.20s (1)
5 HAVING THE FAITH	9	42.5m	2:13.04	59.67s (0)	30.15s (0)

## Finish Position and metres gained from 800m



Sectionals  
Powered by

### PJ HARNESS ANALYSER

HORSE REPORTS / RAW DATA

All your sectional needs

Version 3.05  
Out Now!

Check us out at [www.pjdata.com.au](http://www.pjdata.com.au)



The Racing Queensland Board (trading as Racing Queensland) and provider are not responsible for the completeness or accuracy of any of the information contained herein, and makes no representations about its suitability for any purpose.




# Redcliffe Race 9 Distance 2280m

Thursday, 8 July 2021

Gross Time: 2:48.80 MileRate: 1:59.10 LeadTime: 50.30s First Qtr: 31.40s Second Qtr: 30.00s Third Qtr: 28.70s Fourth Qtr: 28.40s

No Horse	Plc	Margin	Time	800Time (W)	400 Time (W)
9 KANYE CRUSADER	1	0.0m	2:48.80	56.80s (1)	28.10s (1)
6 INVINCIBLE LOXTON	2	1.2m	2:48.89	57.19s (1)	28.48s (1)
1 JUST JOSHIN	3	3.9m	2:49.09	57.29s (0)	28.66s (0)
7 CHASING THE WIND	4	5.4m	2:49.20	57.10s (0)	28.44s (0)
2 VENUS JUJON	5	15.1m	2:49.93	57.23s (1)	28.53s (1)
8 OHOKA JIMMY	6	15.2m	2:49.93	56.92s (1)	28.20s (1)
4 OYSTER STRIDE	7	16.5m	2:50.03	57.58s (0)	28.90s (0)
3 BELLA BALL TERROR	8	17.3m	2:50.09	57.70s (1)	29.00s (1)
5 LETTUCEFIRESTAR	9	19.4m	2:50.25	57.47s (0)	28.81s (0)

Finish Position and metres gained from 800m



Sectionals  
Powered by

**PJ HARNESS ANALYSER** Version 3.05 Out Now!  
**HORSE REPORTS / RAW DATA**  
 All your sectional needs Check us out at [www.pjdata.com.au](http://www.pjdata.com.au)



The Racing Queensland Board (trading as Racing Queensland) and provider are not responsible for the completeness or accuracy of any of the information contained herein, and makes no representations about its suitability for any purpose.

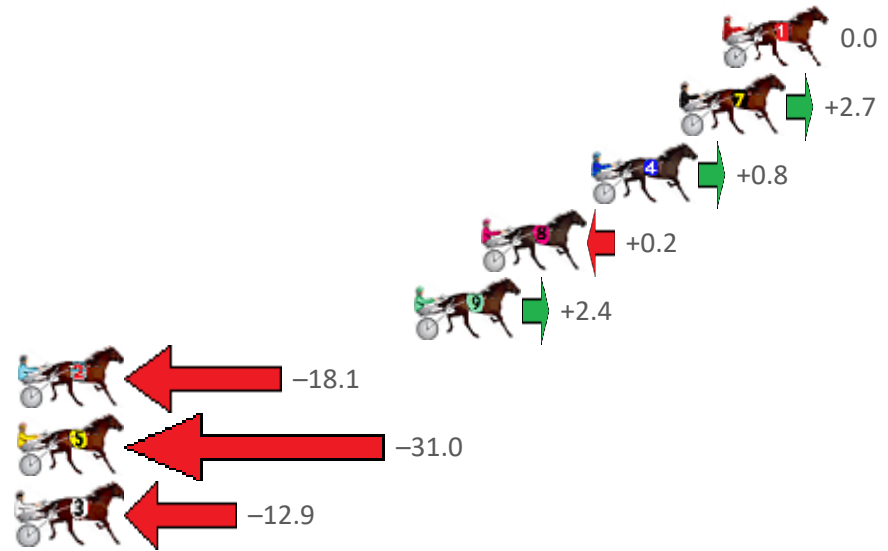
# Redcliffe Race 10 Distance 1780m

Thursday, 8 July 2021

Gross Time: 2:10.80 MileRate: 1:58.20 LeadTime: 11.60s First Qtr: 31.10s Second Qtr: 30.60s Third Qtr: 28.40s Fourth Qtr: 29.10s

No Horse	Plc	Margin	Time	800Time (W)	400 Time (W)
1 TYPHOON TORQUE	1	0.0m	2:10.80	57.50s (0)	29.10s (0)
7 MISS VICTORIA	2	1.7m	2:10.93	57.31s (0)	28.76s (0)
4 COURAGEOUS SAM	3	5.2m	2:11.20	57.44s (1)	28.72s (1)
8 LA SAFRON	4	9.6m	2:11.53	57.49s (0)	28.85s (0)
9 MONTEREY JACK	5	12.2m	2:11.73	57.33s (1)	28.55s (1)
2 WATTS UP LETSPLAY	6	28.5m	2:12.98	58.79s (1)	30.08s (1)
5 AWHOLELOTOFPRETTY	7	32.6m	2:13.29	59.72s (1)	31.01s (1)
3 ROCKINDOWNUNDER	8	50.9m	2:14.69	58.42s (0)	29.74s (0)

Finish Position and metres gained from 800m



Sectionals  
Powered by

**PJ HARNESS ANALYSER** Version 3.05 Out Now!  
**HORSE REPORTS / RAW DATA**  
 All your sectional needs Check us out at [www.pjdata.com.au](http://www.pjdata.com.au)



The Racing Queensland Board (trading as Racing Queensland) and provider are not responsible for the completeness or accuracy of any of the information contained herein, and makes no representations about its suitability for any purpose.