

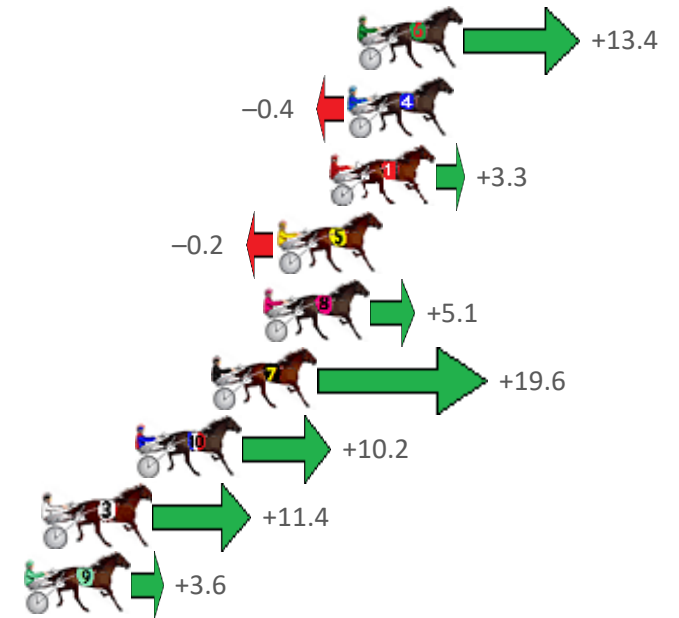
Albion Park Race 1 Distance 1660m

Friday, 9 July 2021

Gross Time: 1:59.80 MileRate: 1:56.10 LeadTime: 3.30s First Qtr: 29.30s Second Qtr: 30.60s Third Qtr: 27.90s Fourth Qtr: 28.70s

No Horse	Plc	Margin	Time	800Time (W)	400 Time (W)
6 DANCINTOTHEBEAT	1	0.0m	1:59.80	55.66s (0)	28.06s (0)
4 CHARMING CHARLOTTE	2	0.4m	1:59.83	56.63s (0)	28.73s (0)
1 NINA SIMONE	3	1.1m	1:59.88	56.37s (0)	28.45s (0)
5 METAKI MAJIC	4	3.2m	2:00.04	56.61s (1)	28.89s (1)
8 RUNFORTHEROSES	5	3.7m	2:00.08	56.24s (0)	28.46s (1)
7 WHICH HUNT	6	5.8m	2:00.24	55.22s (0)	28.13s (0)
10 DONNY JONES	7	8.8m	2:00.46	55.88s (0)	28.50s (1)
3 MISS MIA	8	12.4m	2:00.73	55.80s (1)	28.24s (0)
9 ARTISTIC SAINT	9	13.2m	2:00.79	56.35s (1)	28.33s (1)

Finish Position and metres gained from 800m



Sectionals
Powered by

PJ HARNESS ANALYSER Version 3.05 Out Now!
HORSE REPORTS / RAW DATA
 All your sectional needs Check us out at www.pjdata.com.au



The Racing Queensland Board (trading as Racing Queensland) and provider are not responsible for the completeness or accuracy of any of the information contained herein, and makes no representations about its suitability for any purpose.

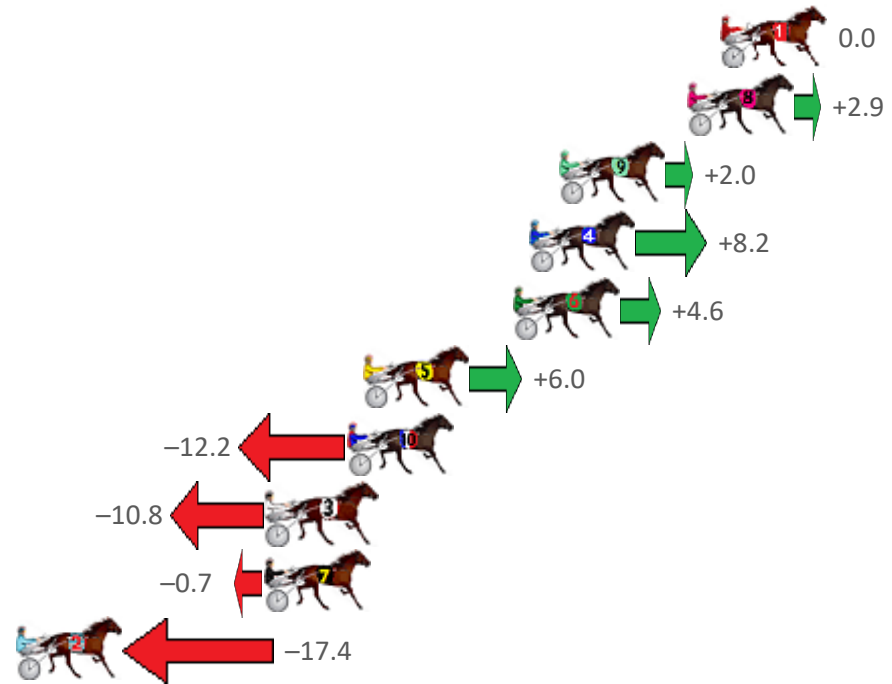
Albion Park Race 2 Distance 2138m

Friday, 9 July 2021

Gross Time: 2:35.10 MileRate: 1:56.70 LeadTime: 37.40s First Qtr: 30.30s Second Qtr: 30.50s Third Qtr: 28.70s Fourth Qtr: 28.20s

No Horse	Plc	Margin	Time	800Time (W)	400 Time (W)
1 THE CROUPIER	1	0.0m	2:35.10	56.90s (0)	28.20s (0)
8 JUST ROKIN	2	1.3m	2:35.20	56.69s (0)	28.00s (0)
9 EH EF EL	3	6.4m	2:35.57	56.76s (0)	28.06s (0)
4 A RAINBOW DELIGHT	4	7.6m	2:35.66	56.32s (1)	27.81s (3)
6 AQUA MISS	5	8.2m	2:35.71	56.57s (0)	27.89s (0)
5 WHISKEY BLAZE	6	14.2m	2:36.15	56.48s (1)	27.92s (2)
10 TACTICAL RESPONSE	7	14.8m	2:36.20	57.76s (1)	28.96s (1)
3 CLASSIE AMERICAN	8	18.0m	2:36.43	57.66s (1)	28.86s (1)
7 HANDSOME HERO	9	18.1m	2:36.44	56.95s (0)	28.35s (1)
2 SO KOOL MASTER	10	28.8m	2:37.23	58.13s (1)	29.39s (2)

Finish Position and metres gained from 800m



Sectionals
Powered by

PJ HARNESS ANALYSER Version 3.05 Out Now!
HORSE REPORTS / RAW DATA
 All your sectional needs Check us out at www.pjdata.com.au



The Racing Queensland Board (trading as Racing Queensland) and provider are not responsible for the completeness or accuracy of any of the information contained herein, and makes no representations about its suitability for any purpose.

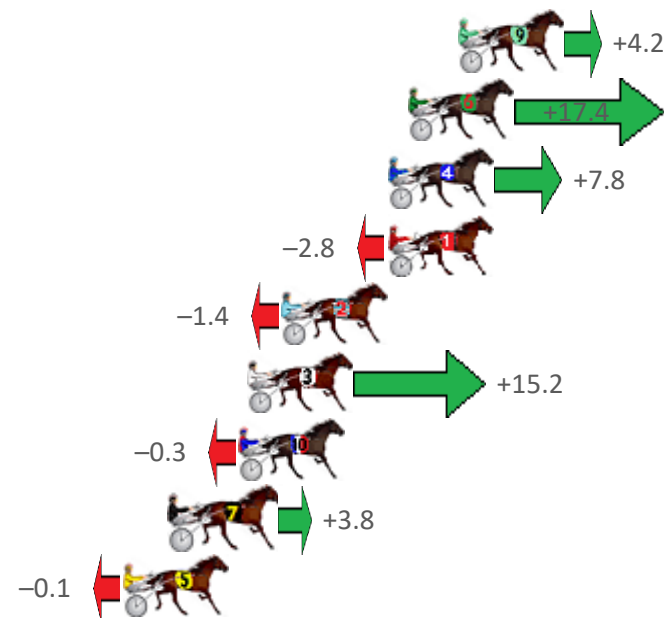
Albion Park Race 3 Distance 1660m

Friday, 9 July 2021

Gross Time: 1:57.30 MileRate: 1:53.70 LeadTime: 3.30s First Qtr: 26.90s Second Qtr: 30.10s Third Qtr: 28.90s Fourth Qtr: 28.10s

No Horse	Plc	Margin	Time	800Time (W)	400 Time (W)
9 OAXACAN DREAM	1	0.0m	1:57.30	56.70s (0)	27.79s (0)
6 MAJOR FERNCO	2	2.0m	1:57.45	55.77s (1)	27.35s (2)
4 EL AGUILA	3	2.8m	1:57.51	56.45s (1)	27.75s (2)
1 FOUR STARZZZ FORSA	4	2.8m	1:57.51	57.20s (0)	28.30s (0)
2 SLICK BLASTER	5	7.0m	1:57.82	57.10s (1)	28.34s (1)
3 ROLL WITH ROCKY	6	8.4m	1:57.92	55.92s (1)	27.50s (2)
10 VIGOROSO	7	8.7m	1:57.94	57.02s (0)	28.11s (0)
7 DAPPER	8	11.4m	1:58.14	56.73s (1)	27.97s (1)
5 COLONEL JOY	9	13.3m	1:58.28	57.01s (0)	28.12s (0)

Finish Position and metres gained from 800m



Sectionals
Powered by

PJ HARNESS ANALYSER Version 3.05 Out Now!
HORSE REPORTS / RAW DATA
 All your sectional needs Check us out at www.pjdata.com.au



The Racing Queensland Board (trading as Racing Queensland) and provider are not responsible for the completeness or accuracy of any of the information contained herein, and makes no representations about its suitability for any purpose.

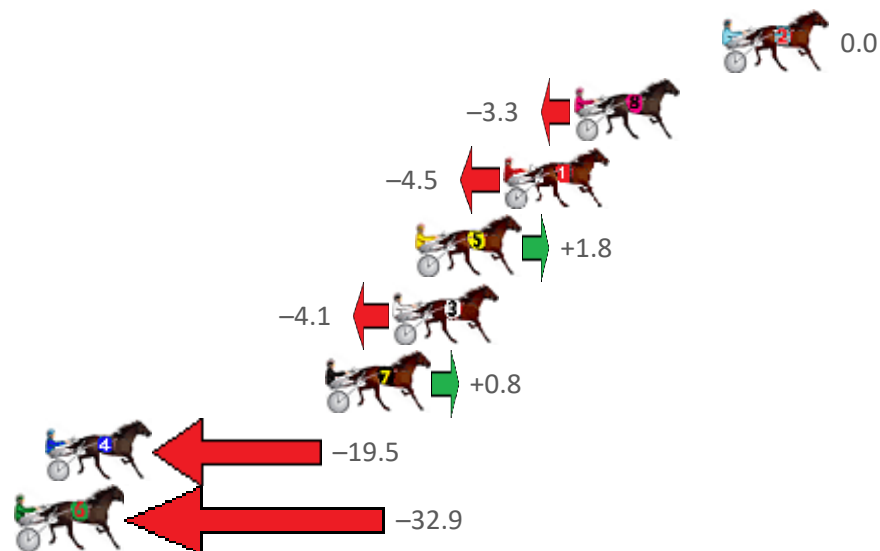
Albion Park Race 4 Distance 2138m

Friday, 9 July 2021

Gross Time: 2:33.30 MileRate: 1:55.40 LeadTime: 38.40s First Qtr: 30.80s Second Qtr: 29.50s Third Qtr: 26.70s Fourth Qtr: 27.90s

No Horse	Plc	Margin	Time	800Time (W)	400 Time (W)
2 TOMMY LINCOLN	1	0.0m	2:33.30	54.60s (0)	27.90s (0)
8 BETTOR CALL ME	2	5.9m	2:33.73	54.82s (1)	28.09s (1)
1 BLUE MOON RISING	3	8.7m	2:33.94	54.91s (0)	28.07s (0)
5 CRAZY SHIPPO	4	12.2m	2:34.19	54.48s (0)	27.59s (0)
3 OUR LADY LARA	5	13.1m	2:34.26	54.88s (0)	28.00s (0)
7 GOOD AS IT GETS	6	15.8m	2:34.46	54.55s (1)	27.59s (1)
4 YOHA	7	26.9m	2:35.27	55.92s (1)	28.98s (1)
6 JENDEN STRIKE	8	45.1m	2:36.61	56.83s (1)	29.92s (1)

Finish Position and metres gained from 800m



Sectionals
Powered by

PJ HARNESS ANALYSER Version 3.05 Out Now!
HORSE REPORTS / RAW DATA
 All your sectional needs Check us out at www.pjdata.com.au



The Racing Queensland Board (trading as Racing Queensland) and provider are not responsible for the completeness or accuracy of any of the information contained herein, and makes no representations about its suitability for any purpose.

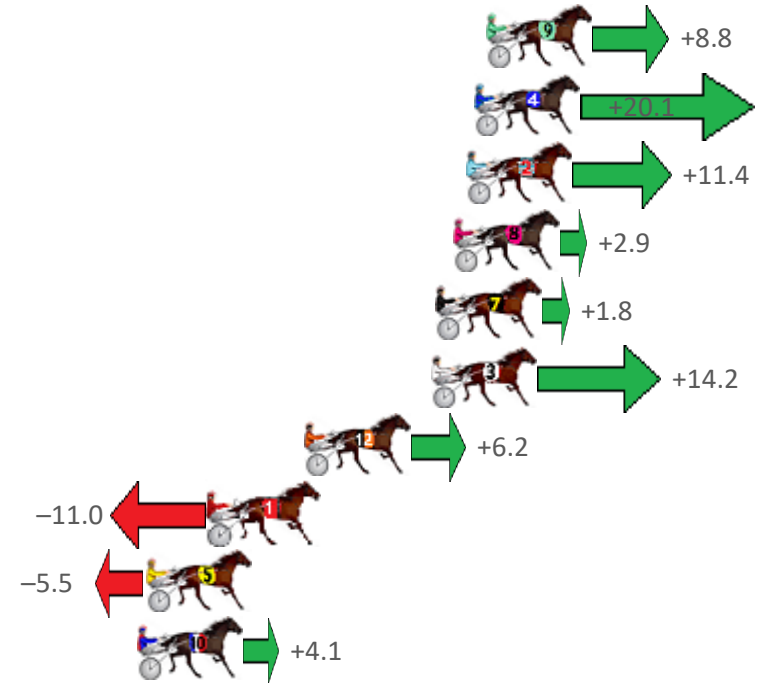
Albion Park Race 5 Distance 2138m

Friday, 9 July 2021

Gross Time: 2:36.00 MileRate: 1:57.40 LeadTime: 37.20s First Qtr: 31.10s Second Qtr: 30.50s Third Qtr: 28.40s Fourth Qtr: 28.80s

No Horse	Plc	Margin	Time	800Time (W)	400 Time (W)
9 VOODOO LOU	1	0.0m	2:36.00	56.57s (0)	28.10s (0)
4 IN CHEVRON WE TRUST	2	0.5m	2:36.04	55.77s (1)	27.43s (1)
2 NICKS PICK	3	0.8m	2:36.06	56.39s (1)	28.11s (2)
8 TARGARYEN	4	1.3m	2:36.10	56.99s (0)	28.58s (0)
7 YEP GOT CHOOKS	5	2.0m	2:36.15	57.07s (1)	28.89s (1)
3 OUR ULTIMATE HANNA	6	2.2m	2:36.17	56.19s (1)	27.87s (1)
12 NO DOUBT	7	7.2m	2:36.54	56.76s (0)	28.30s (0)
1 THE GENERAL	8	11.0m	2:36.83	57.98s (0)	29.59s (0)
5 MAJOR LESTER	9	13.5m	2:37.02	57.59s (1)	29.21s (1)
10 SPRINGFIELD SPIRIT	10	13.9m	2:37.05	56.91s (0)	28.46s (0)

Finish Position and metres gained from 800m



Sectionals
Powered by

PJ HARNESS ANALYSER Version 3.05 Out Now!
HORSE REPORTS / RAW DATA
 All your sectional needs Check us out at www.pjdata.com.au



The Racing Queensland Board (trading as Racing Queensland) and provider are not responsible for the completeness or accuracy of any of the information contained herein, and makes no representations about its suitability for any purpose.

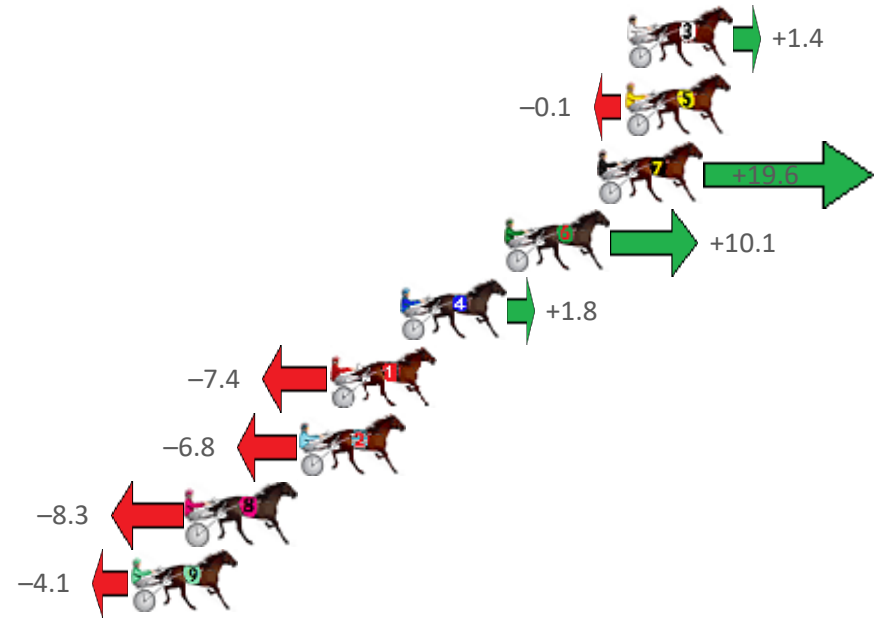
Albion Park Race 6 Distance 1660m

Friday, 9 July 2021

Gross Time: 1:57.20 MileRate: 1:53.60 LeadTime: 3.40s First Qtr: 27.80s Second Qtr: 28.60s Third Qtr: 28.30s Fourth Qtr: 29.10s

No Horse	Plc	Margin	Time	800Time (W)	400 Time (W)
3 HELGART	1	0.0m	1:57.20	57.30s (1)	28.93s (1)
5 FAIRY TINKABELL	2	0.1m	1:57.21	57.41s (0)	29.11s (0)
7 MAKE MINE HEAVEN	3	1.2m	1:57.29	56.00s (0)	27.60s (1)
6 ARMA NAUGHTY	4	4.9m	1:57.57	56.68s (1)	28.20s (2)
4 GODDESS JUJON	5	9.0m	1:57.89	57.27s (1)	28.77s (1)
1 JOANNIES GIRL	6	11.8m	1:58.10	57.93s (0)	29.55s (0)
2 ALE ALE KAI	7	13.0m	1:58.19	57.89s (1)	29.37s (1)
8 SAINT KILDA BEACH	8	17.5m	1:58.54	57.99s (0)	29.48s (0)
9 BRIDGET BLUE CHIP	9	19.7m	1:58.70	57.69s (0)	29.09s (0)

Finish Position and metres gained from 800m



Sectionals
Powered by

PJ HARNESS ANALYSER Version 3.05 Out Now!
HORSE REPORTS / RAW DATA
 All your sectional needs Check us out at www.pjdata.com.au



The Racing Queensland Board (trading as Racing Queensland) and provider are not responsible for the completeness or accuracy of any of the information contained herein, and makes no representations about its suitability for any purpose.

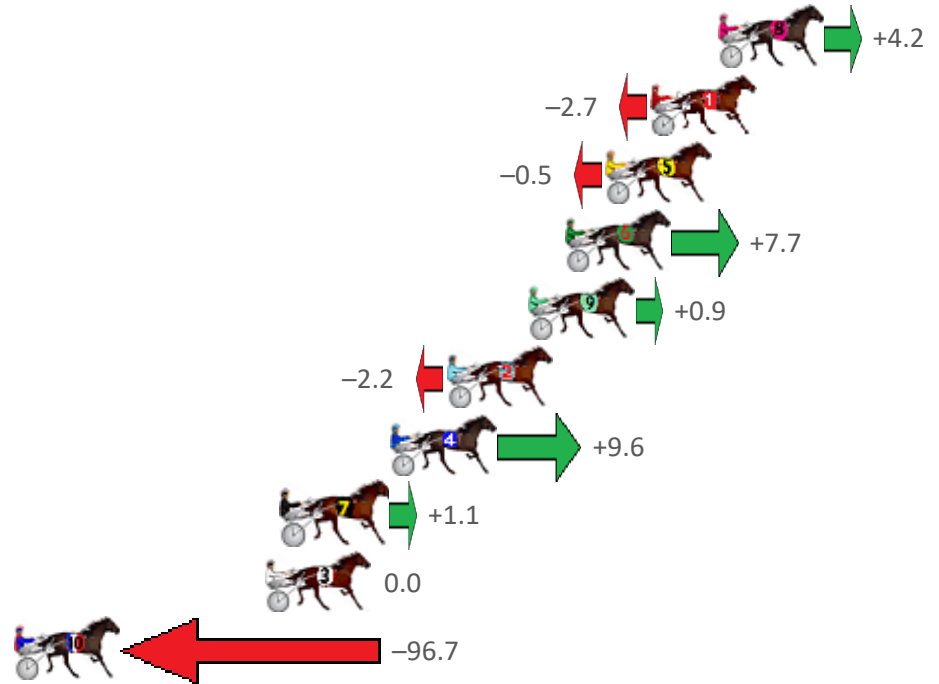
Albion Park Race 7 Distance 1660m

Friday, 9 July 2021

Gross Time: 2:01.20 MileRate: 1:57.50 LeadTime: 3.50s First Qtr: 29.90s Second Qtr: 31.10s Third Qtr: 29.00s Fourth Qtr: 27.70s

No Horse	Plc	Margin	Time	800Time (W)	400 Time (W)
8 LAMANDIER	1	0.0m	2:01.20	56.40s (0)	27.41s (0)
1 SKIPPYS DELIGHT	2	2.7m	2:01.40	56.89s (0)	27.89s (0)
5 HOT N GOLD	3	4.5m	2:01.53	56.74s (1)	27.82s (1)
6 KING OF COOL	4	6.1m	2:01.64	56.16s (0)	27.14s (0)
9 HAPPY PUBLICANS	5	7.5m	2:01.75	56.64s (0)	27.60s (0)
2 MIAMI SURF	6	10.8m	2:01.99	56.86s (1)	27.96s (1)
4 UNCLE LUKEY	7	13.0m	2:02.15	56.02s (1)	27.03s (2)
7 BULLDOG BRAWLER	8	17.3m	2:02.46	56.62s (0)	27.56s (0)
3 COME ON SLOOPY	9	18.0m	2:02.51	56.70s (1)	27.09s (0)
10 BETA JEWEL	10	109.9m	2:09.21	63.52s (1)	33.52s (1)

Finish Position and metres gained from 800m



Sectionals
Powered by

PJ HARNESS ANALYSER Version 3.05 Out Now!
HORSE REPORTS / RAW DATA
 All your sectional needs Check us out at www.pjdata.com.au



The Racing Queensland Board (trading as Racing Queensland) and provider are not responsible for the completeness or accuracy of any of the information contained herein, and makes no representations about its suitability for any purpose.

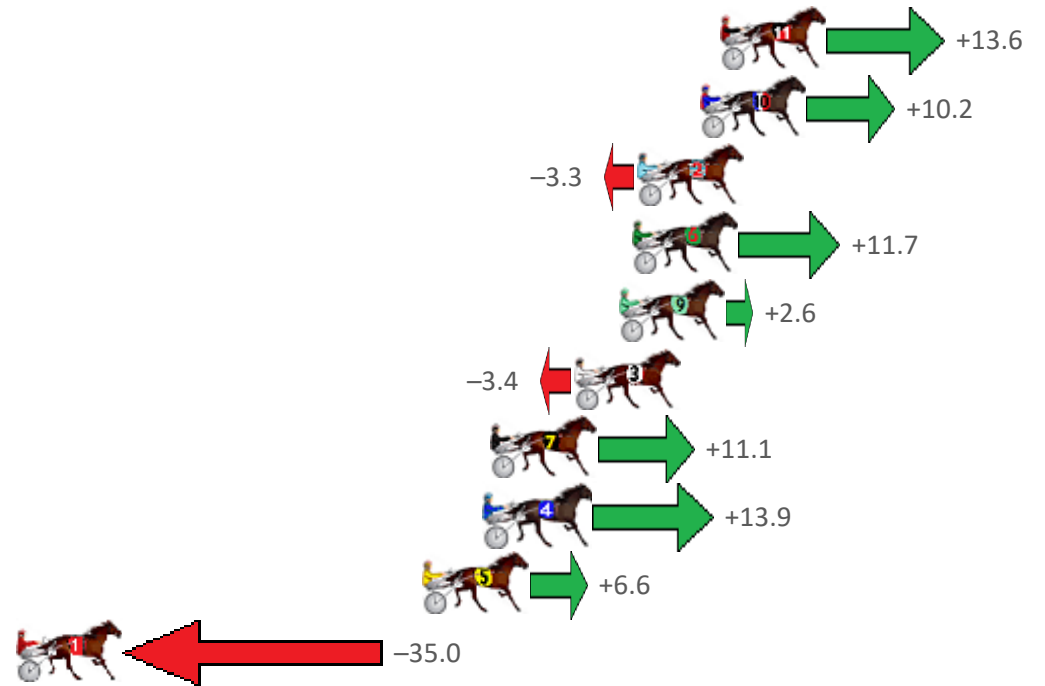
Albion Park Race 8 Distance 2138m

Friday, 9 July 2021

Gross Time: 2:41.40 MileRate: 2:01.50 LeadTime: 39.50s First Qtr: 32.40s Second Qtr: 30.50s Third Qtr: 29.40s Fourth Qtr: 29.60s

No Horse	Plc	Margin	Time	800Time (W)	400 Time (W)
11 MISS FERNANDEZ	1	0.0m	2:41.40	58.00s (0)	28.97s (0)
10 DEVOUGED	2	0.8m	2:41.46	58.25s (1)	29.10s (1)
2 TUAKANA	3	3.3m	2:41.66	59.24s (0)	29.84s (0)
6 ALLSTAR SEA	4	3.5m	2:41.67	58.14s (1)	29.25s (2)
9 BEE A BLESSING	5	4.0m	2:41.71	58.81s (1)	29.69s (2)
3 RISKY BUZINESS	6	5.8m	2:41.85	59.25s (1)	30.03s (1)
7 CROWN MOJO	7	9.1m	2:42.11	58.19s (1)	29.28s (2)
4 WOODLANDS WONDER	8	9.3m	2:42.12	57.98s (0)	29.31s (1)
5 OKANES DEVIL	9	11.8m	2:42.32	58.52s (0)	29.51s (0)
1 ALBERIO	10	39.4m	2:44.46	61.57s (0)	32.19s (0)

Finish Position and metres gained from 800m



Sectionals
Powered by

PJ HARNESS ANALYSER Version 3.05 Out Now!
HORSE REPORTS / RAW DATA
 All your sectional needs Check us out at www.pjdata.com.au

The Racing Queensland Board (trading as Racing Queensland) and provider are not responsible for the completeness or accuracy of any of the information contained herein, and makes no representations about its suitability for any purpose.

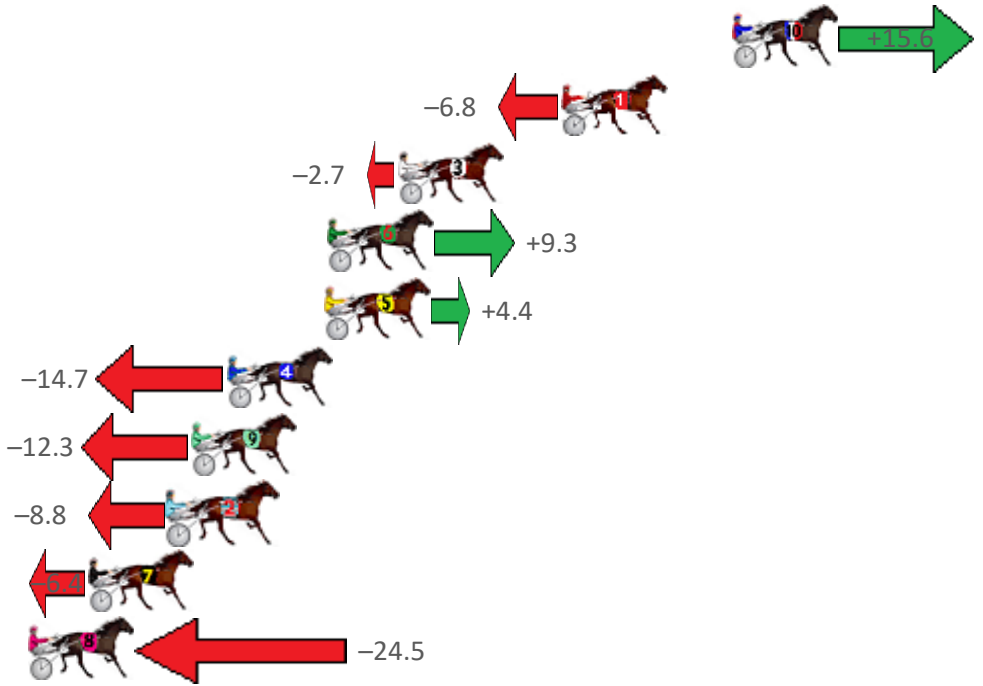
Albion Park Race 9 Distance 1660m

Friday, 9 July 2021

Gross Time: 1:58.40 MileRate: 1:54.70 LeadTime: 3.50s First Qtr: 28.00s Second Qtr: 29.10s Third Qtr: 28.60s Fourth Qtr: 29.20s

No Horse	Plc	Margin	Time	800Time (W)	400 Time (W)
10 QUICK STEP	1	0.0m	1:58.40	56.68s (1)	28.14s (2)
1 LEITHEN BURN	2	6.8m	1:58.92	58.29s (0)	29.69s (0)
3 PARATROUPER	3	13.3m	1:59.42	57.99s (1)	29.43s (2)
6 RECIPE FOR DREAMING	4	16.1m	1:59.63	57.13s (1)	28.95s (2)
5 WHATA TERROR	5	16.2m	1:59.64	57.48s (1)	28.97s (1)
4 BARIKA	6	20.1m	1:59.94	58.86s (1)	30.18s (1)
9 IMA BIRUBI BOY	7	21.5m	2:00.05	58.68s (0)	29.92s (0)
2 MY ULTIMATE HESTON	8	22.4m	2:00.12	58.43s (0)	29.65s (0)
7 ONYA DOUG	9	25.6m	2:00.36	58.26s (0)	29.53s (0)
8 BETTERTHANSPRAYING	10	29.3m	2:00.64	59.56s (0)	30.82s (0)

Finish Position and metres gained from 800m



Sectionals
Powered by

PJ HARNESS ANALYSER

HORSE REPORTS / RAW DATA

All your sectional needs

Version 3.05
Out Now!

Check us out at www.pjdata.com.au



The Racing Queensland Board (trading as Racing Queensland) and provider are not responsible for the completeness or accuracy of any of the information contained herein, and makes no representations about its suitability for any purpose.


Albion Park Race 10 Distance 2138m

Friday, 9 July 2021

Gross Time: 2:48.00 MileRate: 2:06.40 LeadTime: 44.70s First Qtr: 32.90s Second Qtr: 30.90s Third Qtr: 29.50s Fourth Qtr: 30.00s

No Horse	Plc	Margin	Time	800Time (W)	400 Time (W)
2 HURRIKANE SPIRIT	1	0.0m	2:48.00	59.06s (1)	29.96s (1)
1 ALDEBARAN SELENA	2	1.5m	2:48.12	59.61s (0)	30.11s (0)
4 TOUCHE DE FLING	3	8.0m	2:48.63	59.78s (0)	30.19s (1)
5 NORAHS FLING	4	22.9m	2:49.80	59.82s (0)	29.71s (1)
11 IMA CALVERT ROSE	5	23.7m	2:49.86	59.77s (2)	30.51s (2)
9 HATTIE	6	24.6m	2:49.93	60.20s (1)	30.67s (0)
10 JUST CALL ME MOLLY	7	25.7m	2:50.02	60.26s (2)	30.99s (2)
3 MYRTLE BEACH	8	39.6m	2:51.11	61.39s (0)	31.37s (0)
8 MISTER CHISHOLM	9	40.6m	2:51.19	60.80s (1)	31.40s (1)
6 NO LOVE ABOUT IT	10	43.6m	2:51.43	61.94s (1)	32.28s (1)
7 BOURBONON THEROCK	11	49.0m	2:51.85	62.47s (0)	33.07s (0)

Finish Position and metres gained from 800m



Sectionals
Powered by

PJ HARNESS ANALYSER

HORSE REPORTS / RAW DATA

All your sectional needs

Version 3.05
Out Now!

Data

Check us out at www.pjdata.com.au



The Racing Queensland Board (trading as Racing Queensland) and provider are not responsible for the completeness or accuracy of any of the information contained herein, and makes no representations about its suitability for any purpose.