

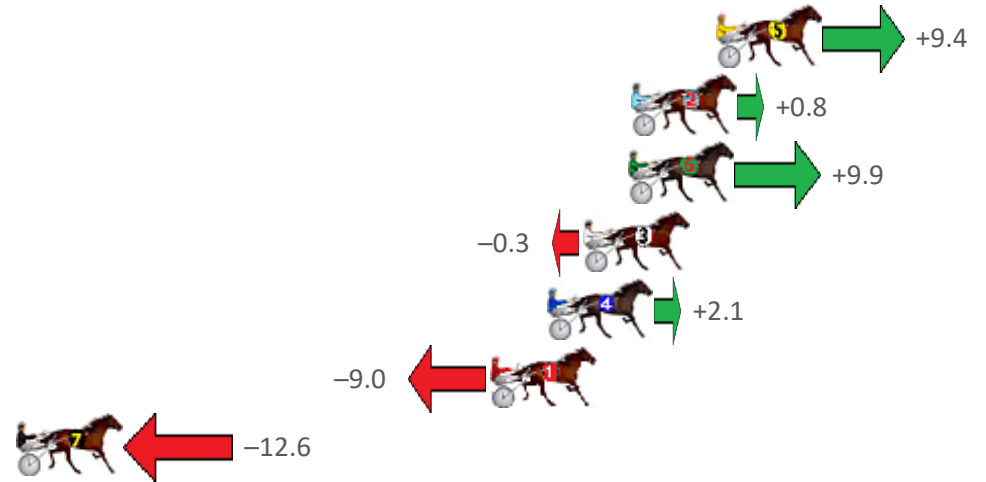
Albion Park Race 1 Distance 1660m

Tuesday, 13 July 2021

Gross Time: 2:02.60 MileRate: 1:58.80 LeadTime: 3.60s First Qtr: 28.60s Second Qtr: 31.90s Third Qtr: 29.90s Fourth Qtr: 28.60s

No Horse	Plc	Margin	Time	800Time (W)	400 Time (W)
5 GOING GREAT GUNS	1	0.0m	2:02.60	57.82s (1)	28.12s (1)
2 MISTER CAUTIOUS	2	3.4m	2:02.86	58.44s (0)	28.54s (0)
6 HEAD NOISE	3	3.5m	2:02.86	57.78s (0)	27.81s (0)
3 SHADYS CULLECT	4	5.3m	2:03.00	58.52s (1)	28.81s (1)
4 BETTING ORIGIN	5	6.7m	2:03.10	58.35s (0)	28.41s (0)
1 INDY JEWEL	6	9.0m	2:03.28	59.15s (0)	29.24s (0)
7 OUR UNCLE LES	7	27.8m	2:04.69	59.42s (1)	29.78s (2)

Finish Position and metres gained from 800m



Sectionals
Powered by

PJ HARNESS ANALYSER Version 3.05 Out Now!
HORSE REPORTS / RAW DATA
 All your sectional needs Check us out at www.pjdata.com.au



The Racing Queensland Board (trading as Racing Queensland) and provider are not responsible for the completeness or accuracy of any of the information contained herein, and makes no representations about its suitability for any purpose.

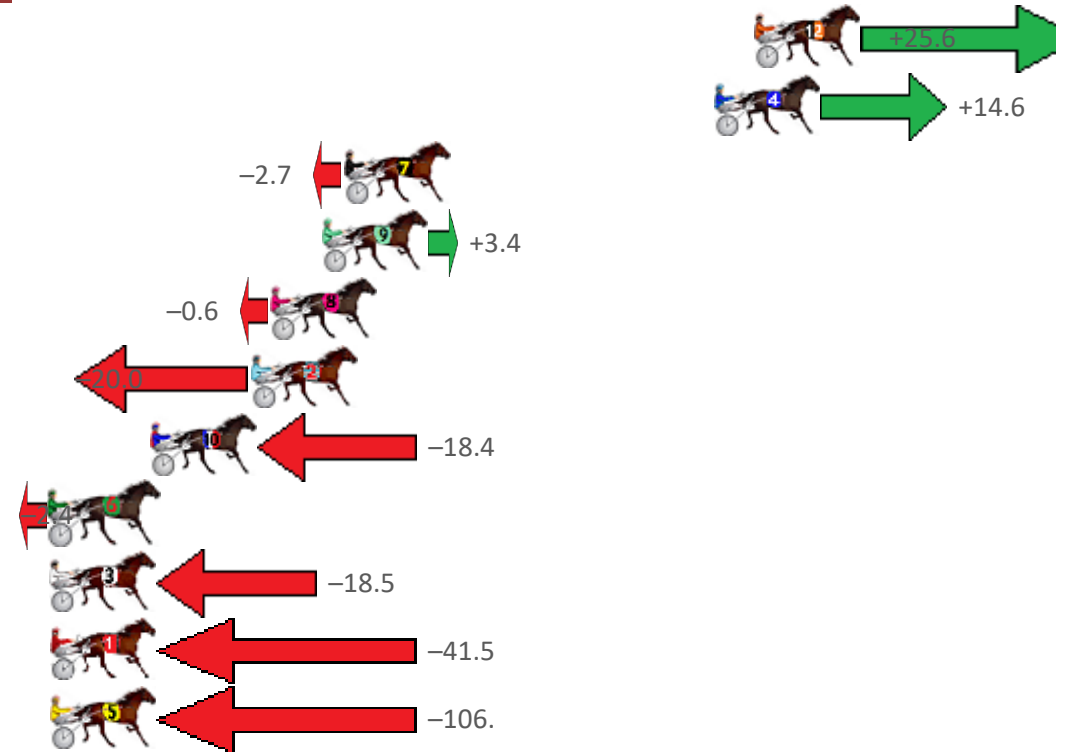
Albion Park Race 2 Distance 2138m

Tuesday, 13 July 2021

Gross Time: 2:44.70 MileRate: 2:02.20 LeadTime: 43.80s First Qtr: 30.80s Second Qtr: 31.40s Third Qtr: 29.70s Fourth Qtr: 29.00s

No Horse	Plc	Margin	Time	800Time (W)	400 Time (W)
12 ALADDIN SANE	1	0.0m	2:44.70	56.83s (1)	27.75s (2)
4 TAM OSHANTER	2	1.6m	2:44.82	57.63s (1)	28.90s (2)
7 AVEROSS DON	3	16.3m	2:45.94	58.90s (0)	28.82s (0)
9 THE REAPER	4	17.2m	2:46.01	58.45s (1)	29.33s (2)
8 SHEGOTSASS	5	19.2m	2:46.16	58.74s (0)	29.07s (1)
2 STEVES STAR	6	20.0m	2:46.22	60.16s (0)	30.44s (0)
10 DOWN UNDER RORS	7	24.0m	2:46.53	60.04s (1)	30.46s (1)
6 HELLO JOLENE JOLENE	8	39.4m	2:47.70	58.88s (0)	28.45s (0)
3 HATTIE	9	43.3m	2:47.99	60.05s (0)	30.42s (0)
1 MYRTLE BEACH	10	50.5m	2:48.54	61.73s (0)	31.66s (0)
5 SIMONE DE BEAUVOIR	11	118.6m	2:53.72	66.49s (1)	36.56s (1)

Finish Position and metres gained from 800m



Sectionals
Powered by

PJ HARNESS ANALYSER

Version 3.05
Out Now!

HORSE REPORTS / RAW DATA

All your sectional needs

Check us out at www.pjdata.com.au



The Racing Queensland Board (trading as Racing Queensland) and provider are not responsible for the completeness or accuracy of any of the information contained herein, and makes no representations about its suitability for any purpose.

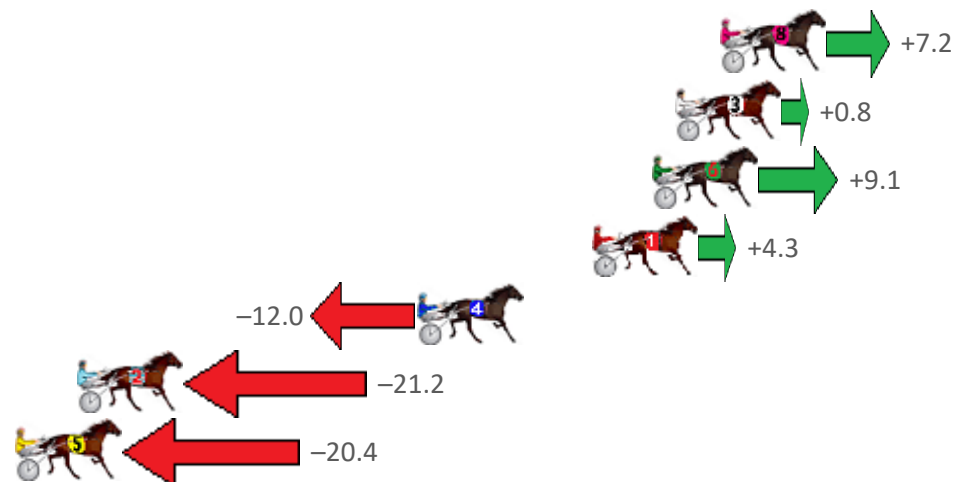
Albion Park Race 3 Distance 1660m

Tuesday, 13 July 2021

Gross Time: 1:59.40 MileRate: 1:55.70 LeadTime: 3.30s First Qtr: 28.00s Second Qtr: 30.20s Third Qtr: 29.30s Fourth Qtr: 28.60s

No	Horse	Plc	Margin	Time	800Time (W)	400 Time (W)
8	WHATTA GOOD REASO	1	0.0m	1:59.40	57.38s (1)	28.16s (1)
3	HAPPY PUBLICANS	2	1.8m	1:59.54	57.84s (1)	28.71s (1)
6	RAINBOW JET	3	2.7m	1:59.60	57.25s (1)	27.95s (1)
1	WHATA OPTIMIST	4	5.1m	1:59.78	57.59s (0)	28.27s (0)
4	FRANCO NANDOR	5	12.0m	2:00.30	58.76s (0)	29.45s (0)
2	ALEX TEE	6	25.6m	2:01.32	59.43s (0)	30.05s (0)
5	STUDLEIGH MARK	7	37.0m	2:02.18	59.37s (1)	29.67s (0)

Finish Position and metres gained from 800m



Sectionals
Powered by

PJ HARNESS ANALYSER Version 3.05 Out Now!
HORSE REPORTS / RAW DATA
 All your sectional needs Check us out at www.pjdata.com.au



The Racing Queensland Board (trading as Racing Queensland) and provider are not responsible for the completeness or accuracy of any of the information contained herein, and makes no representations about its suitability for any purpose.

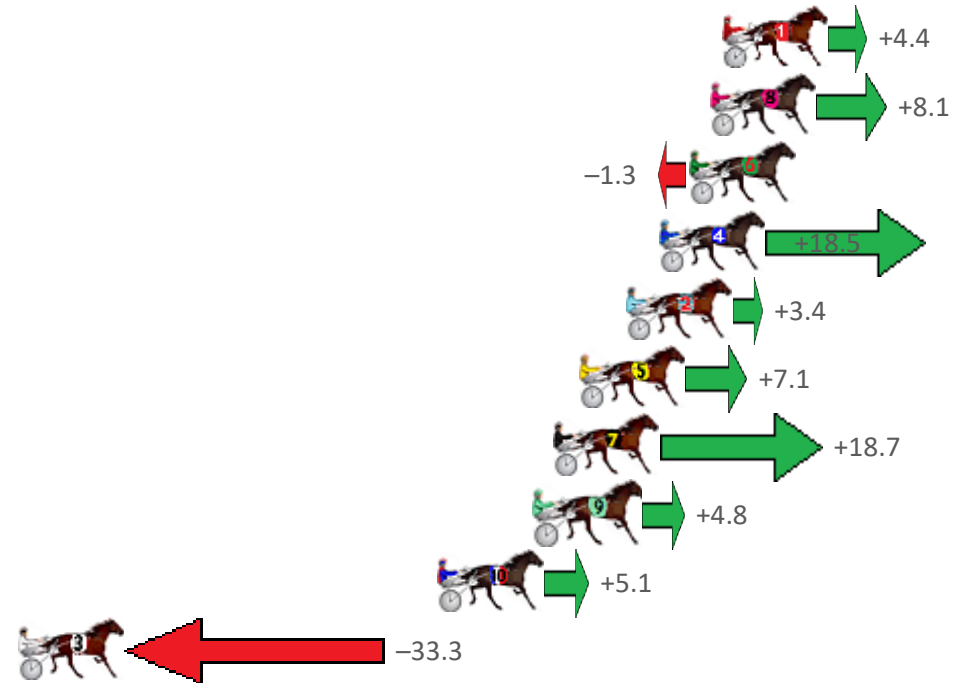
Albion Park Race 4 Distance 1660m

Tuesday, 13 July 2021

Gross Time: 2:01.60 MileRate: 1:57.90 LeadTime: 3.40s First Qtr: 28.40s Second Qtr: 31.80s Third Qtr: 29.00s Fourth Qtr: 29.00s

No Horse	Plc	Margin	Time	800Time (W)	400 Time (W)
1 CLARENDEN DAZZLER	1	0.0m	2:01.60	57.68s (0)	28.68s (0)
8 SHEZ GOT BLING	2	0.5m	2:01.64	57.42s (0)	28.42s (0)
6 MAYWYN TROUBADOU	3	1.3m	2:01.70	58.09s (0)	29.09s (0)
4 ALBERIO	4	2.5m	2:01.79	56.67s (1)	28.53s (3)
2 TUAKANA	5	3.8m	2:01.89	57.75s (1)	28.88s (1)
5 DIGYOURHEELSIN	6	5.7m	2:02.03	57.49s (0)	28.49s (0)
7 TIMENPATIENCE	7	6.7m	2:02.11	56.65s (1)	28.43s (3)
9 OFFICE BAD BOY	8	7.4m	2:02.16	57.65s (1)	28.74s (2)
10 ALL GOOD	9	11.3m	2:02.46	57.63s (1)	28.63s (2)
3 DARGOS PET	10	36.1m	2:04.35	60.40s (1)	30.81s (1)

Finish Position and metres gained from 800m



Sectionals
Powered by

PJ HARNESS ANALYSER Version 3.05 Out Now!
HORSE REPORTS / RAW DATA
 All your sectional needs Check us out at www.pjdata.com.au



The Racing Queensland Board (trading as Racing Queensland) and provider are not responsible for the completeness or accuracy of any of the information contained herein, and makes no representations about its suitability for any purpose.

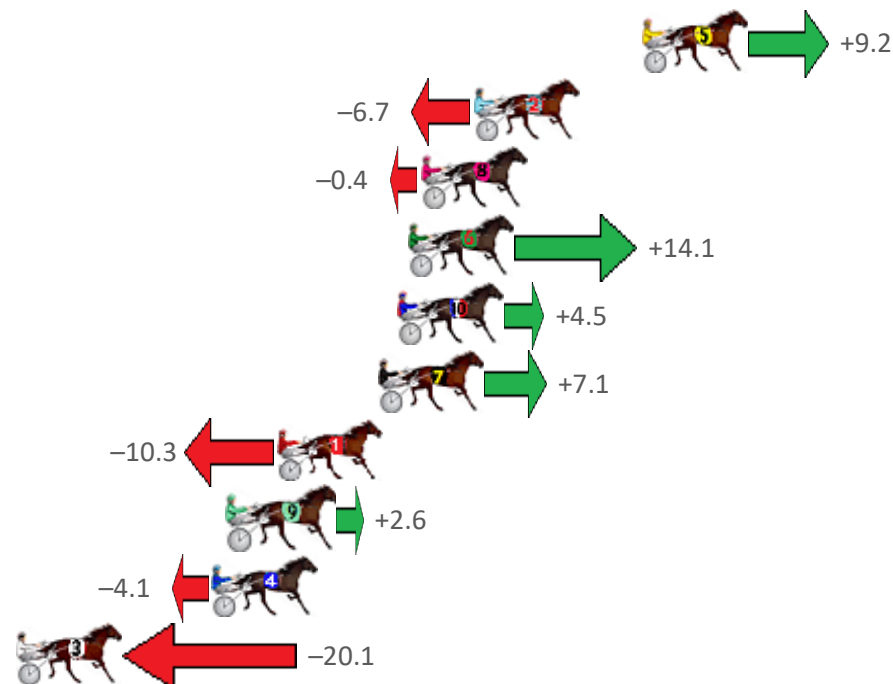
Albion Park Race 5 Distance 1660m

Tuesday, 13 July 2021

Gross Time: 2:00.50 MileRate: 1:56.80 LeadTime: 3.50s First Qtr: 28.00s Second Qtr: 32.20s Third Qtr: 28.30s Fourth Qtr: 28.50s

No Horse	Plc	Margin	Time	800Time (W)	400 Time (W)
5 MY ULTIMATE LEVI	1	0.0m	2:00.50	56.15s (1)	28.30s (1)
2 AYE AYE CAPTAIN	2	6.7m	2:01.00	57.27s (0)	28.97s (0)
8 THIS ONES FOR YOU	3	8.8m	2:01.16	56.83s (0)	28.40s (0)
6 LETS BLAZE	4	9.3m	2:01.20	55.80s (1)	28.03s (3)
10 MISSTREPO	5	9.7m	2:01.23	56.48s (1)	28.55s (2)
7 SNUGGLES BANYULA	6	10.5m	2:01.29	56.30s (0)	28.15s (1)
1 WESTERN SHOWGIRL	7	14.5m	2:01.59	57.53s (0)	29.13s (0)
9 LANCELOT BROMAC	8	16.4m	2:01.73	56.62s (1)	28.85s (3)
4 ROYAL PRINCESS	9	17.1m	2:01.78	57.09s (0)	28.66s (0)
3 KWASII	10	24.9m	2:02.36	58.22s (1)	29.73s (1)

Finish Position and metres gained from 800m



Sectionals
Powered by

PJ HARNESS ANALYSER

HORSE REPORTS / RAW DATA

All your sectional needs

Version 3.05
Out Now!

Check us out at www.pjdata.com.au



The Racing Queensland Board (trading as Racing Queensland) and provider are not responsible for the completeness or accuracy of any of the information contained herein, and makes no representations about its suitability for any purpose.

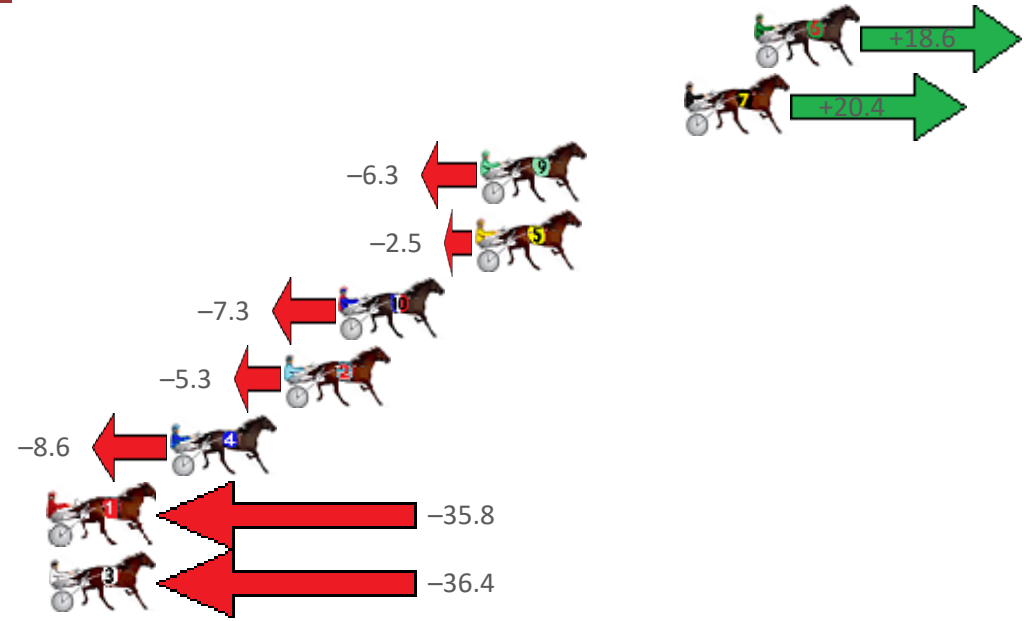
Albion Park Race 6 Distance 1660m

Tuesday, 13 July 2021

Gross Time: 1:59.20 MileRate: 1:55.60 LeadTime: 3.50s First Qtr: 27.50s Second Qtr: 31.50s Third Qtr: 29.00s Fourth Qtr: 27.70s

No Horse	Plc	Margin	Time	800Time (W)	400 Time (W)
6 KEAYANG MARVEN	1	0.0m	1:59.20	55.39s (1)	27.30s (3)
7 BITCOIN	2	2.8m	1:59.40	55.26s (1)	27.19s (3)
9 MISTER DIAMOND	3	10.9m	1:59.99	57.14s (0)	28.18s (0)
5 ITZ MAJOR RICH	4	11.1m	2:00.01	56.88s (1)	28.26s (2)
10 GELDOLF	5	16.5m	2:00.40	57.21s (0)	28.26s (0)
2 MAN OF ACTION	6	18.7m	2:00.56	57.07s (1)	28.42s (2)
4 ALBION ARK	7	23.2m	2:00.89	57.31s (0)	28.37s (0)
1 MAGICOL IDEAL	8	35.8m	2:01.81	59.22s (0)	30.17s (0)
3 KOTARE ELITE	9	40.8m	2:02.17	59.27s (1)	30.08s (1)

Finish Position and metres gained from 800m



Sectionals
Powered by

PJ HARNESS ANALYSER Version 3.05 Out Now!
HORSE REPORTS / RAW DATA
 All your sectional needs Check us out at www.pjdata.com.au



The Racing Queensland Board (trading as Racing Queensland) and provider are not responsible for the completeness or accuracy of any of the information contained herein, and makes no representations about its suitability for any purpose.

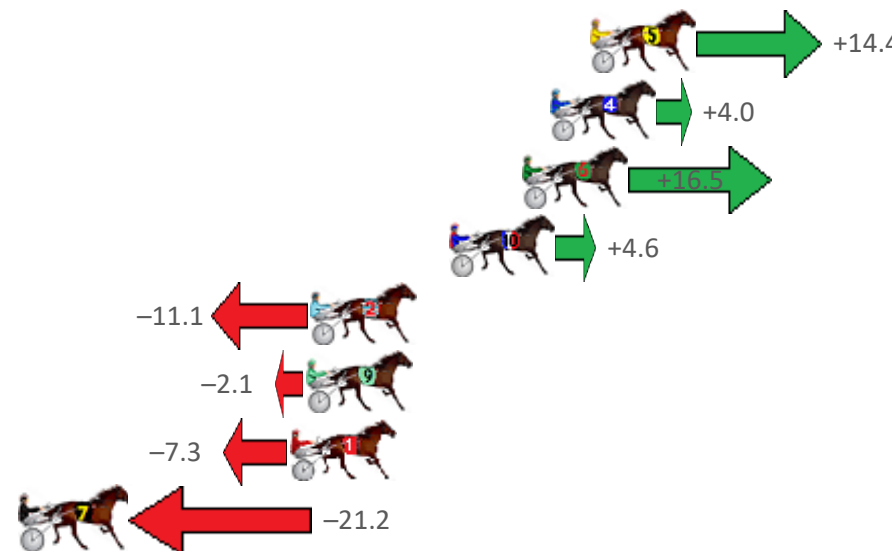
Albion Park Race 7 Distance 1660m

Tuesday, 13 July 2021

Gross Time: 1:57.70 MileRate: 1:54.10 LeadTime: 3.40s First Qtr: 28.10s Second Qtr: 29.40s Third Qtr: 28.60s Fourth Qtr: 28.20s

No Horse	Plc	Margin	Time	800Time (W)	400 Time (W)
5 BLUE MOON RISING	1	0.0m	1:57.70	55.78s (1)	27.61s (2)
4 DOUBLE OR NOTHING	2	1.6m	1:57.82	56.52s (1)	27.93s (1)
6 KING TRITON	3	2.7m	1:57.90	55.64s (1)	27.65s (1)
10 FIRST STRING	4	5.6m	1:58.11	56.48s (1)	28.30s (2)
2 LUVHAVINFUN	5	11.1m	1:58.52	57.58s (0)	28.98s (0)
9 YOUNG CONQUEROR	6	11.3m	1:58.54	56.95s (0)	28.33s (0)
1 TORQUE ONETWOTHRE	7	11.9m	1:58.58	57.32s (0)	28.70s (0)
7 COLLEGE CHAPEL	8	22.6m	1:59.37	58.30s (1)	29.69s (1)

Finish Position and metres gained from 800m



Sectionals
Powered by

PJ HARNESS ANALYSER Version 3.05 Out Now!
HORSE REPORTS / RAW DATA
 All your sectional needs Check us out at www.pjdata.com.au



The Racing Queensland Board (trading as Racing Queensland) and provider are not responsible for the completeness or accuracy of any of the information contained herein, and makes no representations about its suitability for any purpose.

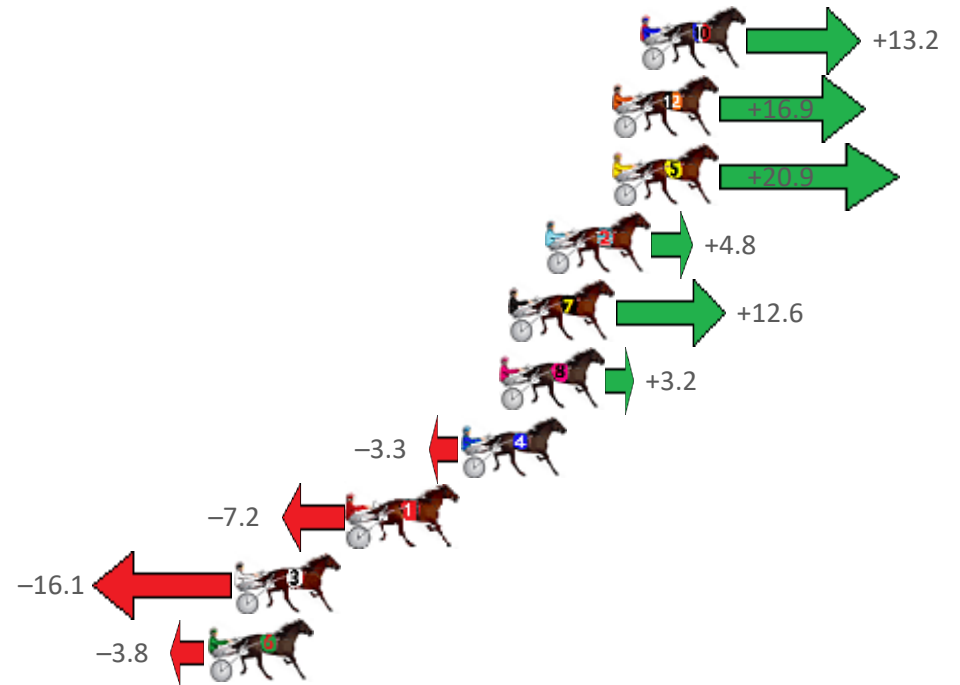
Albion Park Race 8 Distance 2138m

Tuesday, 13 July 2021

Gross Time: 2:35.70 MileRate: 1:57.20 LeadTime: 38.50s First Qtr: 30.20s Second Qtr: 29.50s Third Qtr: 28.60s Fourth Qtr: 28.90s

No Horse	Plc	Margin	Time	800Time (W)	400 Time (W)
10 VINNY CHASE	1	0.0m	2:35.70	56.56s (1)	28.07s (1)
12 RAGNARR	2	1.1m	2:35.78	56.29s (1)	27.83s (1)
5 ROYAL AURORA	3	1.1m	2:35.78	56.01s (1)	27.53s (1)
2 JAY TEE TYRON	4	3.8m	2:35.99	57.16s (1)	28.66s (1)
7 AQUA MISS	5	5.2m	2:36.09	56.60s (0)	28.04s (0)
8 BETTOR VISION	6	5.6m	2:36.12	57.27s (0)	28.68s (0)
4 ALWAYS A SECRET	7	7.1m	2:36.24	57.74s (1)	29.22s (1)
1 SOME EXCUSESOMEW	8	11.6m	2:36.58	58.01s (0)	29.43s (0)
3 ARTHUR LOWE	9	16.1m	2:36.92	58.65s (0)	30.06s (0)
6 THE DEMOCRAT	10	17.2m	2:37.00	57.77s (0)	29.20s (0)

Finish Position and metres gained from 800m



Sectionals
Powered by

PJ HARNESS ANALYSER Version 3.05 Out Now!
HORSE REPORTS / RAW DATA
 All your sectional needs Check us out at www.pjdata.com.au



The Racing Queensland Board (trading as Racing Queensland) and provider are not responsible for the completeness or accuracy of any of the information contained herein, and makes no representations about its suitability for any purpose.

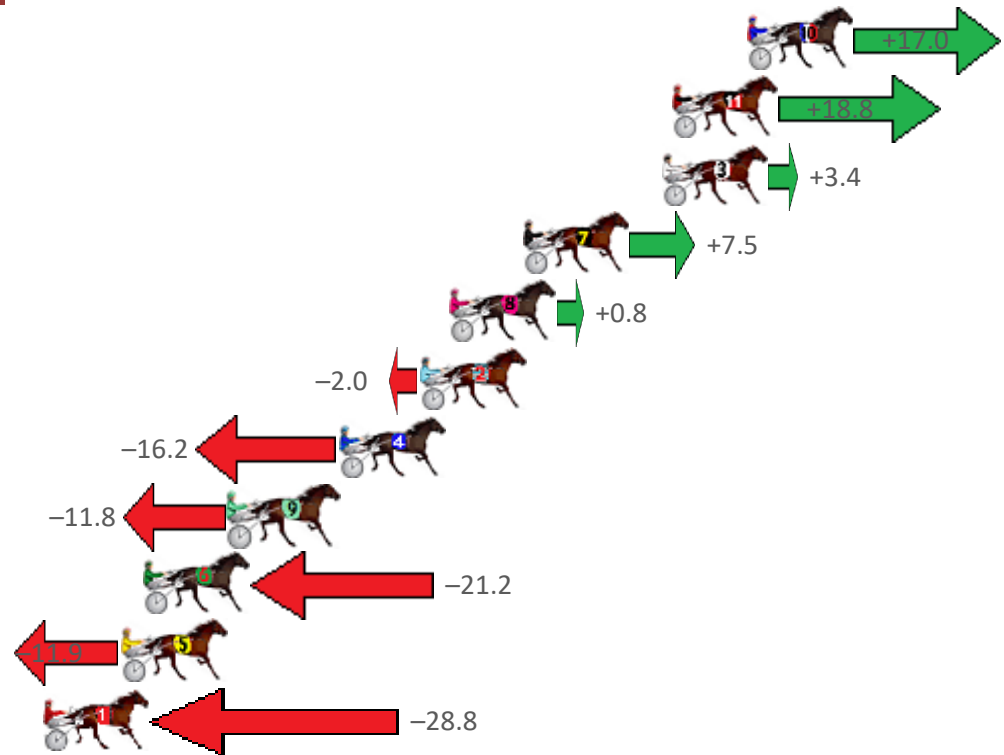
Albion Park Race 9 Distance 2138m

Tuesday, 13 July 2021

Gross Time: 2:33.40 MileRate: 1:55.50 LeadTime: 35.40s First Qtr: 29.80s Second Qtr: 30.20s Third Qtr: 29.20s Fourth Qtr: 28.80s

No Horse	Plc	Margin	Time	800Time (W)	400 Time (W)
10 SCOOB OPERATOR	1	0.0m	2:33.40	56.77s (2)	28.06s (3)
11 OUR WALL STREET WOL	2	3.0m	2:33.63	56.64s (1)	28.01s (4)
3 MONTANA CHIEF	3	3.4m	2:33.66	57.75s (1)	28.30s (2)
7 WATCH PULP FICTION	4	8.9m	2:34.07	57.46s (1)	28.13s (2)
8 NURBURGRING	5	11.8m	2:34.29	57.94s (2)	29.22s (2)
2 THE ANNOUNCER	6	13.0m	2:34.38	58.14s (1)	28.70s (1)
4 OUR MAJOR DAY	7	16.2m	2:34.62	59.17s (0)	29.96s (0)
9 BOHANNAN	8	20.6m	2:34.96	58.85s (0)	29.57s (0)
6 CHANTREY	9	24.0m	2:35.21	59.53s (1)	30.03s (1)
5 MIDNIGHT MAN	10	24.9m	2:35.28	58.86s (0)	29.58s (0)
1 ARTFUL MAID	11	33.2m	2:35.91	60.08s (0)	30.80s (0)

Finish Position and metres gained from 800m



Sectionals
Powered by

PJ HARNESS ANALYSER
HORSE REPORTS / RAW DATA

Version 3.05
Out Now!

All your sectional needs

Check us out at www.pjdata.com.au

The Racing Queensland Board (trading as Racing Queensland) and provider are not responsible for the completeness or accuracy of any of the information contained herein, and makes no representations about its suitability for any purpose.