

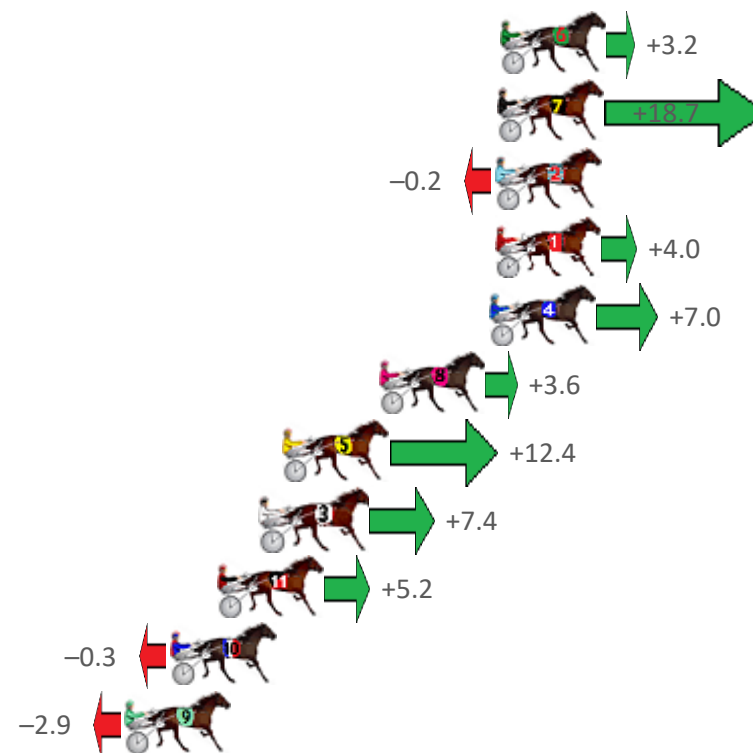
# Albion Park Race 1 Distance 2138m

Friday, 3 September 2021

Gross Time: 2:33.80 MileRate: 1:55.80 LeadTime: 36.30s First Qtr: 30.10s Second Qtr: 30.10s Third Qtr: 28.30s Fourth Qtr: 29.00s

NoHorse	Plc	Margin	Time	800Time (W)	400 Time (W)
6 WAHS FIRE BUG	1	0.0m	2:33.80	57.07s (1)	28.88s (1)
7 HANDSOME HERO	2	0.1m	2:33.81	55.97s (2)	28.30s (2)
2 YEP GOT CHOOKS	3	0.2m	2:33.82	57.31s (0)	29.01s (0)
1 BLISSFULL LILLY	4	0.2m	2:33.82	57.02s (0)	28.70s (0)
4 INVINCIBLE LOXTON	5	0.4m	2:33.83	56.80s (1)	28.60s (1)
8 EXPLICIT CASTLE	6	4.8m	2:34.17	57.04s (0)	28.71s (0)
5 LISA LINCOLN	7	8.6m	2:34.45	56.42s (1)	28.52s (2)
3 OHOKA JIMMY	8	9.4m	2:34.52	56.77s (0)	28.39s (0)
11 MOREAU DRIVE	9	11.2m	2:34.65	56.93s (1)	28.61s (1)
10 GOONLY	10	13.1m	2:34.80	57.32s (0)	28.99s (0)
9 KEY LARGO	11	14.9m	2:34.93	57.51s (1)	29.22s (1)

Finish Position and metres gained from 800m



Sectionals  
Powered by



Home of Australian Harness Sectionals  
**PJ HARNESS ANALYSER**

+ RAW DATA + HORSE REPORTS + FREE FRIDAY FACEBOOK TIP



[www.pjdata.com.au](http://www.pjdata.com.au) | [admin@pjdata.com.au](mailto:admin@pjdata.com.au) | [www.facebook.com/PJHarnessRacing](https://www.facebook.com/PJHarnessRacing)

The Racing Queensland Board (trading as Racing Queensland) and provider are not responsible for the completeness or accuracy of any of the information contained herein, and makes no representations about its suitability for any purpose.


# Albion Park Race 2 Distance 1660m

Friday, 3 September 2021

Gross Time: 1:59.30 MileRate: 1:55.60 LeadTime: 3.50s First Qtr: 29.30s Second Qtr: 30.60s Third Qtr: 27.90s Fourth Qtr: 28.00s

NoHorse	Plc	Margin	Time	800Time (W)	400 Time (W)
3 BELLA BALL TERROR	1	0.0m	1:59.30	55.26s (0)	27.35s (0)
1 ROCKS OR DIAMONDS	2	1.6m	1:59.42	56.01s (0)	28.11s (0)
8 CONVAIR HUSTLER	3	3.8m	1:59.58	55.86s (0)	27.93s (0)
4 TEARAWAY DIAMOND	4	5.2m	1:59.68	56.15s (1)	28.33s (1)
7 SPORTY AZZ	5	7.7m	1:59.87	55.38s (0)	27.56s (0)
2 TORQUE ONETWOTHRE	6	8.2m	1:59.90	56.05s (1)	28.39s (2)
9 CRAZY SHIPPO	7	11.6m	2:00.15	56.01s (1)	28.18s (1)
5 WESTAR SAM	8	16.7m	2:00.53	55.71s (1)	28.19s (2)
6 PINUP BOY	9	19.0m	2:00.70	55.58s (1)	28.14s (1)
10 BEACHBOY BUTCH	10	19.6m	2:00.74	56.22s (1)	28.68s (2)

Finish Position and metres gained from 800m



Sectionals  
Powered by



Home of Australian Harness Sectionals

PJ HARNESS ANALYSER

+ RAW DATA + HORSE REPORTS + FREE FRIDAY FACEBOOK TIP



www.pjdata.com.au | admin@pjdata.com.au | www.facebook.com/PJHarnessRacing

The Racing Queensland Board (trading as Racing Queensland) and provider are not responsible for the completeness or accuracy of any of the information contained herein, and makes no representations about its suitability for any purpose.

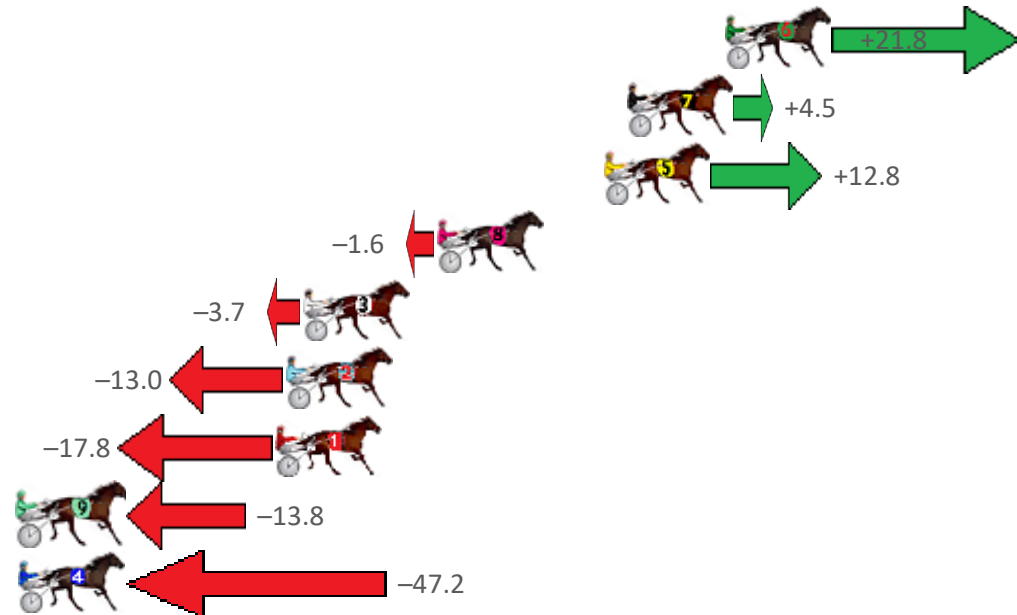
# Albion Park Race 3 Distance 1660m

Friday, 3 September 2021

Gross Time: 1:57.50 MileRate: 1:53.90 LeadTime: 3.50s First Qtr: 27.10s Second Qtr: 29.00s Third Qtr: 29.60s Fourth Qtr: 28.30s

NoHorse	Plc	Margin	Time	800Time (W)	400 Time (W)
6 MAJOR FERNCO	1	0.0m	1:57.50	56.33s (1)	27.51s (2)
7 YOUNG CONQUEROR	2	3.9m	1:57.79	57.58s (1)	28.43s (2)
5 KEAYANG MARVEN	3	4.8m	1:57.86	56.98s (1)	28.16s (2)
8 EL AGUILA	4	11.4m	1:58.35	58.02s (0)	28.45s (0)
3 VENUS JUJON	5	16.7m	1:58.74	58.17s (1)	28.88s (1)
2 NO CONFESSION	6	17.4m	1:58.79	58.84s (0)	29.20s (0)
1 COLONEL JOY	7	17.8m	1:58.82	59.18s (0)	29.55s (0)
9 SIMON	8	28.6m	1:59.63	58.89s (0)	29.27s (0)
4 CAPTAIN NEMO	9	51.2m	2:01.31	61.30s (1)	31.79s (1)

Finish Position and metres gained from 800m



Sectionals  
Powered by



Home of Australian Harness Sectionals  
**PJ HARNESS ANALYSER**

+ RAW DATA + HORSE REPORTS + FREE FRIDAY FACEBOOK TIP



[www.pjdata.com.au](http://www.pjdata.com.au) | [admin@pjdata.com.au](mailto:admin@pjdata.com.au) | [www.facebook.com/PJHarnessRacing](https://www.facebook.com/PJHarnessRacing)

The Racing Queensland Board (trading as Racing Queensland) and provider are not responsible for the completeness or accuracy of any of the information contained herein, and makes no representations about its suitability for any purpose.


# Albion Park Race 4 Distance 2138m

Friday, 3 September 2021

Gross Time: 2:36.40 MileRate: 1:57.80 LeadTime: 37.80s First Qtr: 29.10s Second Qtr: 30.60s Third Qtr: 29.40s Fourth Qtr: 29.50s

NoHorse	Plc	Margin	Time	800Time (W)	400 Time (W)
1 MORESCO	1	0.0m	2:36.40	58.90s (0)	29.50s (0)
7 THE ROCKNROLL KING	2	1.9m	2:36.55	57.49s (1)	28.54s (2)
4 NO DOUBT	3	2.0m	2:36.55	57.16s (1)	28.24s (2)
8 GASMONKEY	4	5.4m	2:36.82	58.97s (0)	29.54s (0)
10 ARBIT MAJOR	5	10.7m	2:37.23	58.48s (1)	29.51s (2)
5 IN CHEVRON WE TRUST	6	11.4m	2:37.28	59.18s (1)	29.88s (2)
9 SLINGSHOT	7	12.2m	2:37.34	58.91s (1)	29.73s (1)
2 HUNZA VALLEY	8	15.0m	2:37.56	59.35s (0)	29.91s (0)
6 CARLOS BROMAC	9	15.1m	2:37.57	59.02s (0)	29.64s (1)
3 PEBBLE SANDS	10	19.3m	2:37.89	60.09s (1)	30.62s (1)

Finish Position and metres gained from 800m



Sectionals  
Powered by



Home of Australian Harness Sectionals

PJ HARNESS ANALYSER

+ RAW DATA + HORSE REPORTS + FREE FRIDAY FACEBOOK TIP



www.pjdata.com.au | admin@pjdata.com.au | www.facebook.com/PJHarnessRacing

The Racing Queensland Board (trading as Racing Queensland) and provider are not responsible for the completeness or accuracy of any of the information contained herein, and makes no representations about its suitability for any purpose.

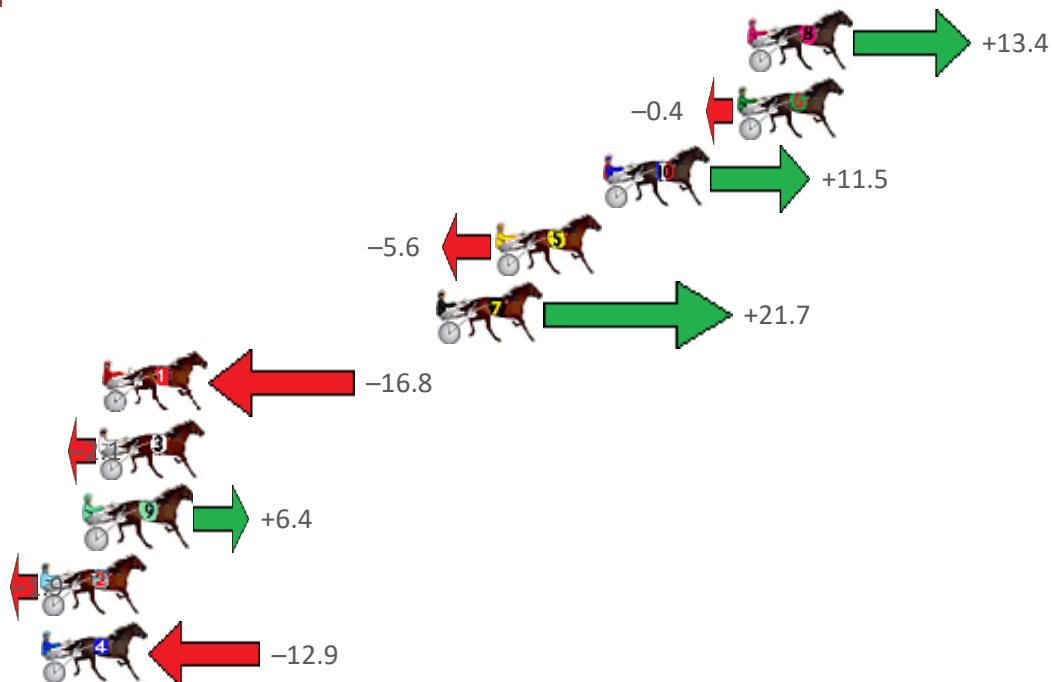
# Albion Park Race 5 Distance 1660m

Friday, 3 September 2021

Gross Time: 1:58.80 MileRate: 1:55.20 LeadTime: 3.40s First Qtr: 29.20s Second Qtr: 29.40s Third Qtr: 28.30s Fourth Qtr: 28.50s

NoHorse	Plc	Margin	Time	800Time (W)	400 Time (W)
8 GENERAL MONTANA	1	0.0m	1:58.80	55.85s (1)	28.26s (1)
6 SKIPPYS DELIGHT	2	0.4m	1:58.83	56.83s (0)	28.53s (0)
10 IL MAXIMUS	3	5.7m	1:59.23	55.99s (0)	28.25s (1)
5 NINA SIMONE	4	10.0m	1:59.55	57.20s (0)	28.78s (0)
7 PEPPA BLISS	5	12.3m	1:59.72	55.27s (2)	27.86s (2)
1 FRANCO NANDOR	6	25.6m	2:00.72	57.99s (0)	29.55s (0)
3 SHEREACTS	7	25.7m	2:00.72	56.95s (1)	28.99s (1)
9 CHILLER BAY	8	26.2m	2:00.76	56.35s (1)	28.51s (2)
2 WHATA TERROR	9	30.3m	2:01.07	56.93s (1)	28.68s (1)
4 HEADWIN	10	32.1m	2:01.20	57.71s (1)	29.41s (0)

Finish Position and metres gained from 800m



Sectionals  
Powered by



Home of Australian Harness Sectionals

PJ HARNESS ANALYSER

+ RAW DATA + HORSE REPORTS + FREE FRIDAY FACEBOOK TIP



www.pjdata.com.au | admin@pjdata.com.au | www.facebook.com/PJHarnessRacing

The Racing Queensland Board (trading as Racing Queensland) and provider are not responsible for the completeness or accuracy of any of the information contained herein, and makes no representations about its suitability for any purpose.



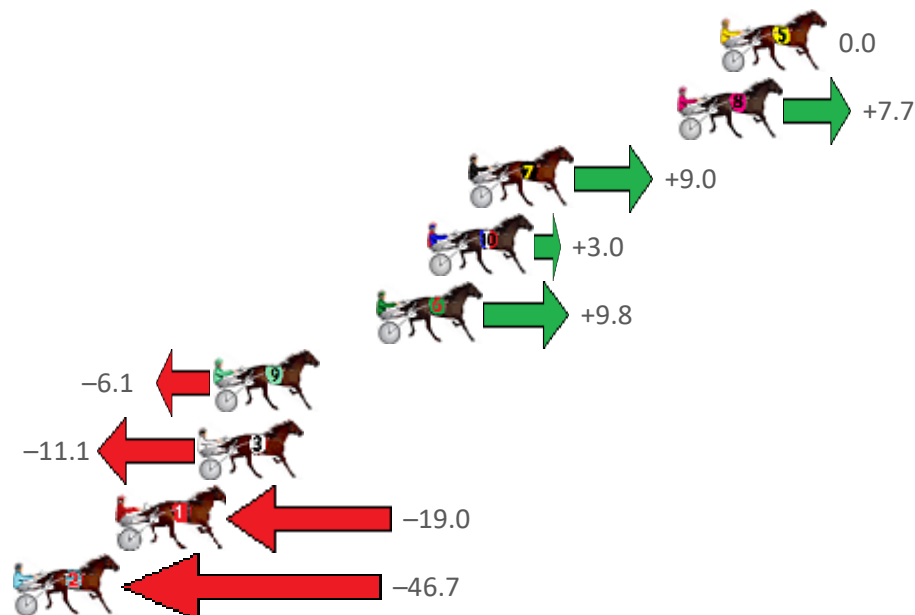
# Albion Park Race 6 Distance 1660m

Friday, 3 September 2021

Gross Time: 1:58.00 MileRate: 1:54.40 LeadTime: 3.40s First Qtr: 27.20s Second Qtr: 29.70s Third Qtr: 28.70s Fourth Qtr: 29.00s

NoHorse	Plc	Margin	Time	800Time (W)	400 Time (W)
5 RUNFORTHEROSES	1	0.0m	1:58.00	57.70s (0)	29.00s (0)
8 DEVOUGED	2	1.7m	1:58.13	57.15s (0)	28.37s (0)
7 DELIGHTFUL REASON	3	10.0m	1:58.76	57.05s (1)	28.12s (2)
10 IMFEELINGIT	4	11.6m	1:58.88	57.48s (0)	28.77s (0)
6 ALWAYS BOPPING	5	13.6m	1:59.03	57.00s (1)	28.09s (1)
9 DANCINTOTHEBEAT	6	20.1m	1:59.53	58.14s (1)	29.15s (2)
3 PARATROUPER	7	20.7m	1:59.58	58.50s (1)	29.50s (2)
1 AWHOLELOTOPRETTY	8	23.8m	1:59.81	59.06s (0)	30.28s (0)
2 SENSE OF OCCASION	9	51.7m	2:01.93	61.05s (1)	31.80s (1)

Finish Position and metres gained from 800m



Sectionals  
Powered by



Home of Australian Harness Sectionals

PJ HARNESS ANALYSER

+ RAW DATA + HORSE REPORTS + FREE FRIDAY FACEBOOK TIP



[www.pjdata.com.au](http://www.pjdata.com.au) | [admin@pjdata.com.au](mailto:admin@pjdata.com.au) | [www.facebook.com/PJHarnessRacing](https://www.facebook.com/PJHarnessRacing)

The Racing Queensland Board (trading as Racing Queensland) and provider are not responsible for the completeness or accuracy of any of the information contained herein, and makes no representations about its suitability for any purpose.


# Albion Park Race 7 Distance 2138m

Friday, 3 September 2021

Gross Time: 2:37.60 MileRate: 1:58.70 LeadTime: 38.10s First Qtr: 31.70s Second Qtr: 29.20s Third Qtr: 28.90s Fourth Qtr: 29.70s

NoHorse	Plc	Margin	Time	800Time (W)	400 Time (W)
3 STRONG RESPONSE	1	0.0m	2:37.60	58.51s (1)	29.70s (0)
10 LIFEINHEAVEN	2	4.2m	2:37.93	58.16s (1)	29.40s (1)
9 BUKTHSYSTEM	3	9.2m	2:38.32	58.86s (1)	30.10s (1)
6 GINATIANO	4	14.8m	2:38.75	57.97s (1)	29.08s (4)
8 BULLDOG BRAWLER	5	16.0m	2:38.85	58.70s (1)	29.97s (2)
12 LETS BLAZE	6	17.8m	2:38.99	58.50s (1)	29.76s (1)
11 BARIKA	7	18.3m	2:39.02	58.91s (2)	30.49s (2)
1 ITSMEGS	8	20.8m	2:39.22	59.36s (0)	30.11s (0)
7 MAYWYN TROUBADOU	9	27.6m	2:39.75	58.75s (2)	30.33s (4)
2 BELLAVICTREE	10	29.7m	2:39.91	60.44s (0)	31.11s (0)
5 SIGNOR JUJON	11	30.7m	2:39.99	59.34s (2)	30.83s (3)
4 WHATA ROLLER	12	36.6m	2:40.45	61.27s (0)	31.96s (0)

Finish Position and metres gained from 800m



Sectionals  
Powered by



Home of Australian Harness Sectionals

**PJ HARNESS ANALYSER**

+ RAW DATA + HORSE REPORTS + FREE FRIDAY FACEBOOK TIP



[www.pjdata.com.au](http://www.pjdata.com.au) | [admin@pjdata.com.au](mailto:admin@pjdata.com.au) | [www.facebook.com/PJHarnessRacing](https://www.facebook.com/PJHarnessRacing)

The Racing Queensland Board (trading as Racing Queensland) and provider are not responsible for the completeness or accuracy of any of the information contained herein, and makes no representations about its suitability for any purpose.


# Albion Park Race 8 Distance 2138m

Friday, 3 September 2021

Gross Time: 2:43.90 MileRate: 2:02.80 LeadTime: 40.80s First Qtr: 30.50s Second Qtr: 30.70s Third Qtr: 31.00s Fourth Qtr: 30.90s

No	Horse	Plc	Margin	Time	800Time (W)	400 Time (W)
5	BOURBONONTHEROCK	1	0.0m	2:43.90	61.55s (0)	30.75s (1)
12	MAJESTIC SPEED	2	1.9m	2:44.05	60.25s (1)	30.49s (3)
13	IMA CALVERT ROSE	3	4.7m	2:44.28	60.01s (1)	30.39s (3)
6	NOBLE LAVROS	4	5.6m	2:44.35	62.33s (0)	31.33s (0)
8	THE NIGHT KING	5	14.2m	2:45.05	61.95s (1)	31.35s (2)
14	GREAT FANTASY	6	22.1m	2:45.69	62.18s (1)	31.45s (2)
10	MISTER CHISHOLM	7	24.1m	2:45.85	62.91s (0)	32.01s (0)
9	SPIDERS DEVIL	8	30.1m	2:46.33	63.51s (1)	32.26s (1)
4	HATTIE	9	33.5m	2:46.61	62.65s (0)	31.74s (1)
1	HIPSARESWINGIN	10	40.6m	2:47.18	61.90s (1)	31.25s (0)
3	NO LOVE ABOUT IT	11	65.7m	2:49.21	65.51s (0)	34.06s (0)
2	TOUCHE DE FLING	12	172.9m	2:57.87	65.97s (0)	33.43s (0)
11	KAPAI	13	199.2m	2:60.00	66.45s (0)	34.30s (0)

Finish Position and metres gained from 800m



Sectionals  
Powered by



Home of Australian Harness Sectionals

PJ HARNESS ANALYSER

+ RAW DATA + HORSE REPORTS + FREE FRIDAY FACEBOOK TIP



www.pjdata.com.au | admin@pjdata.com.au | www.facebook.com/PJHarnessRacing

The Racing Queensland Board (trading as Racing Queensland) and provider are not responsible for the completeness or accuracy of any of the information contained herein, and makes no representations about its suitability for any purpose.