

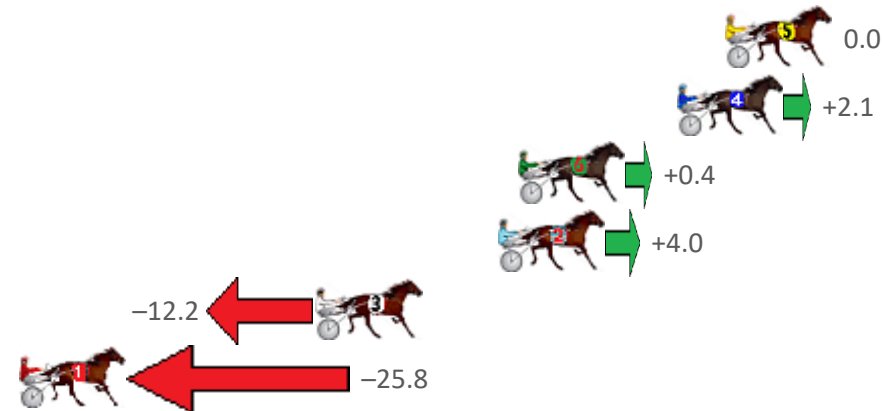
Albion Park Race 1 Distance 2138m

Monday, 6 September 2021

Gross Time: 2:37.00 MileRate: 1:58.20 LeadTime: 38.50s First Qtr: 32.50s Second Qtr: 28.30s Third Qtr: 28.80s Fourth Qtr: 28.90s

NoHorse	Plc	Margin	Time	800Time (W)	400 Time (W)
5 MEGA STAR	1	0.0m	2:37.00	57.70s (0)	28.90s (0)
4 MISSINMEMATE	2	1.9m	2:37.14	57.55s (0)	28.75s (0)
6 DYNAMIC BROMAC	3	8.2m	2:37.62	57.67s (1)	28.97s (1)
2 HUNZA VALLEY	4	9.0m	2:37.68	57.41s (1)	28.71s (1)
3 ALI DOWNUNDER	5	16.2m	2:38.23	58.58s (1)	29.86s (1)
1 TOP FLIGHT CRUIZE	6	34.0m	2:39.58	59.55s (0)	30.70s (0)

Finish Position and metres gained from 800m



Sectionals
Powered by



Home of Australian Harness Sectionals
PJ HARNESS ANALYSER

+ RAW DATA + HORSE REPORTS + FREE FRIDAY FACEBOOK TIP



www.pjdata.com.au | admin@pjdata.com.au | www.facebook.com/PJHarnessRacing

The Racing Queensland Board (trading as Racing Queensland) and provider are not responsible for the completeness or accuracy of any of the information contained herein, and makes no representations about its suitability for any purpose.

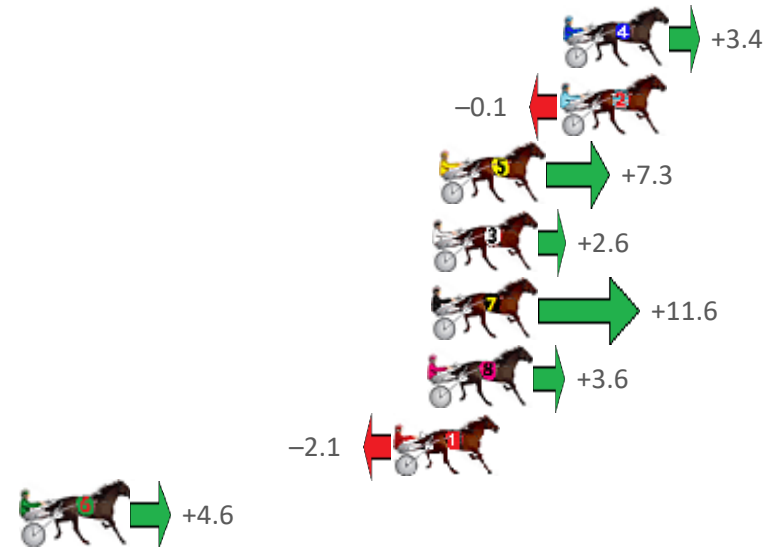
Albion Park Race 2 Distance 1660m

Monday, 6 September 2021

Gross Time: 2:03.40 MileRate: 1:59.70 LeadTime: 3.40s First Qtr: 29.50s Second Qtr: 31.80s Third Qtr: 29.40s Fourth Qtr: 29.30s

NoHorse	Plc	Margin	Time	800Time (W)	400 Time (W)
4 SEELSTERS SONG	1	0.0m	2:03.40	58.45s (1)	29.11s (1)
2 DATSINAHURRI	2	0.1m	2:03.41	58.71s (0)	29.31s (0)
5 HARRY CROFT	3	4.9m	2:03.78	58.17s (1)	28.87s (2)
3 TURN TURN FLYER	4	5.2m	2:03.80	58.51s (1)	29.17s (1)
7 RITCHIE BEE	5	5.2m	2:03.80	57.85s (1)	28.63s (1)
8 ALLY PINK	6	5.4m	2:03.81	58.44s (0)	29.02s (0)
1 CHEYENNE AUTUMN	7	6.7m	2:03.91	58.85s (0)	29.44s (0)
6 BRISKET	8	21.4m	2:05.04	58.36s (0)	29.84s (0)

Finish Position and metres gained from 800m



Sectionals
Powered by



Home of Australian Harness Sectionals
PJ HARNESS ANALYSER

+ RAW DATA + HORSE REPORTS + FREE FRIDAY FACEBOOK TIP



www.pjdata.com.au | admin@pjdata.com.au | www.facebook.com/PJHarnessRacing

The Racing Queensland Board (trading as Racing Queensland) and provider are not responsible for the completeness or accuracy of any of the information contained herein, and makes no representations about its suitability for any purpose.

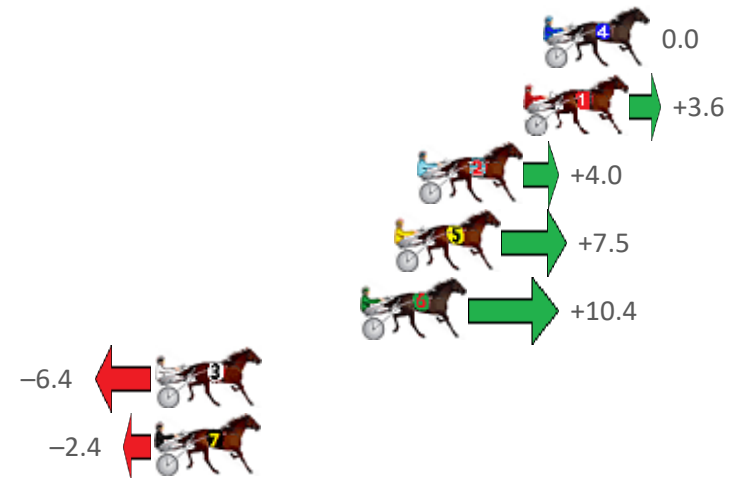
Albion Park Race 3 Distance 1660m

Monday, 6 September 2021

Gross Time: 1:58.30 MileRate: 1:54.70 LeadTime: 3.40s First Qtr: 27.60s Second Qtr: 30.80s Third Qtr: 28.20s Fourth Qtr: 28.30s

NoHorse	Plc	Margin	Time	800Time (W)	400 Time (W)
4 COLONEL JOY	1	0.0m	1:58.30	56.50s (0)	28.30s (0)
1 LITTLE CHANGE	2	0.8m	1:58.36	56.25s (0)	28.02s (0)
2 CONVAIR HUSTLER	3	5.0m	1:58.67	56.22s (0)	27.96s (0)
5 MAJORDOIT	4	5.9m	1:58.74	55.97s (0)	27.69s (0)
6 GOTTAHAVEAHOBBIIE	5	7.2m	1:58.84	55.77s (1)	27.86s (1)
3 KANYE CRUSADER	6	15.4m	1:59.45	56.95s (1)	29.02s (1)
7 SAVING MAJOR PERCY	7	15.4m	1:59.45	56.67s (1)	28.74s (1)

Finish Position and metres gained from 800m



Sectionals
Powered by



Home of Australian Harness Sectionals
PJ HARNESS ANALYSER

+ RAW DATA + HORSE REPORTS + FREE FRIDAY FACEBOOK TIP



www.pjdata.com.au | admin@pjdata.com.au | www.facebook.com/PJHarnessRacing

The Racing Queensland Board (trading as Racing Queensland) and provider are not responsible for the completeness or accuracy of any of the information contained herein, and makes no representations about its suitability for any purpose.

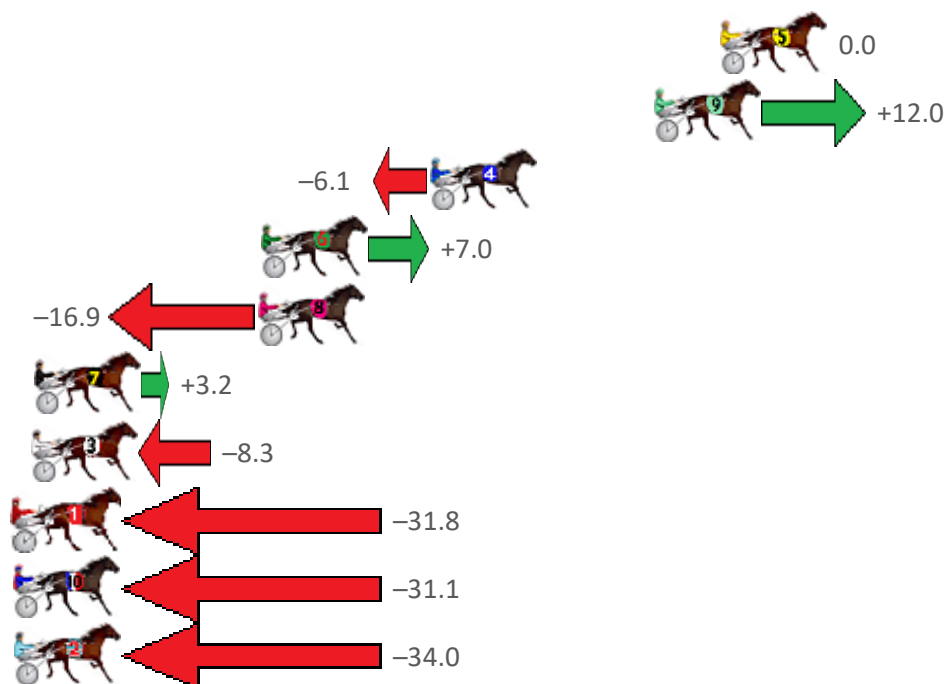
Albion Park Race 4 Distance 1660m

Monday, 6 September 2021

Gross Time: 1:59.60 MileRate: 1:55.90 LeadTime: 3.50s First Qtr: 29.10s Second Qtr: 29.80s Third Qtr: 28.40s Fourth Qtr: 28.80s

NoHorse	Plc	Margin	Time	800Time (W)	400 Time (W)
5 COBBITY CASTLE	1	0.0m	1:59.60	57.20s (0)	28.80s (0)
9 SHEZ GOT BLING	2	2.6m	1:59.80	56.35s (1)	28.38s (2)
4 CAPTAIN THUNDERBOL	3	11.5m	2:00.47	57.63s (1)	29.19s (1)
6 GRETELS GIRL	4	18.2m	2:00.98	56.70s (1)	28.59s (1)
8 BARBOO	5	18.3m	2:00.98	58.40s (1)	30.01s (1)
7 NON PASSARE	6	27.2m	2:01.66	56.97s (1)	28.81s (1)
3 WATTS UP LETSPLAY	7	27.3m	2:01.66	57.79s (1)	29.61s (1)
1 WHATELEY	8	37.6m	2:02.44	59.46s (0)	30.79s (0)
10 GETTN GOSPEL	9	41.7m	2:02.75	59.41s (0)	30.65s (0)
2 THREE MACHS	10	44.2m	2:02.94	59.62s (1)	31.12s (1)

Finish Position and metres gained from 800m



Sectionals
Powered by



Home of Australian Harness Sectionals

PJ HARNESS ANALYSER

+ RAW DATA + HORSE REPORTS + FREE FRIDAY FACEBOOK TIP



www.pjdata.com.au | admin@pjdata.com.au | www.facebook.com/PJHarnessRacing

The Racing Queensland Board (trading as Racing Queensland) and provider are not responsible for the completeness or accuracy of any of the information contained herein, and makes no representations about its suitability for any purpose.

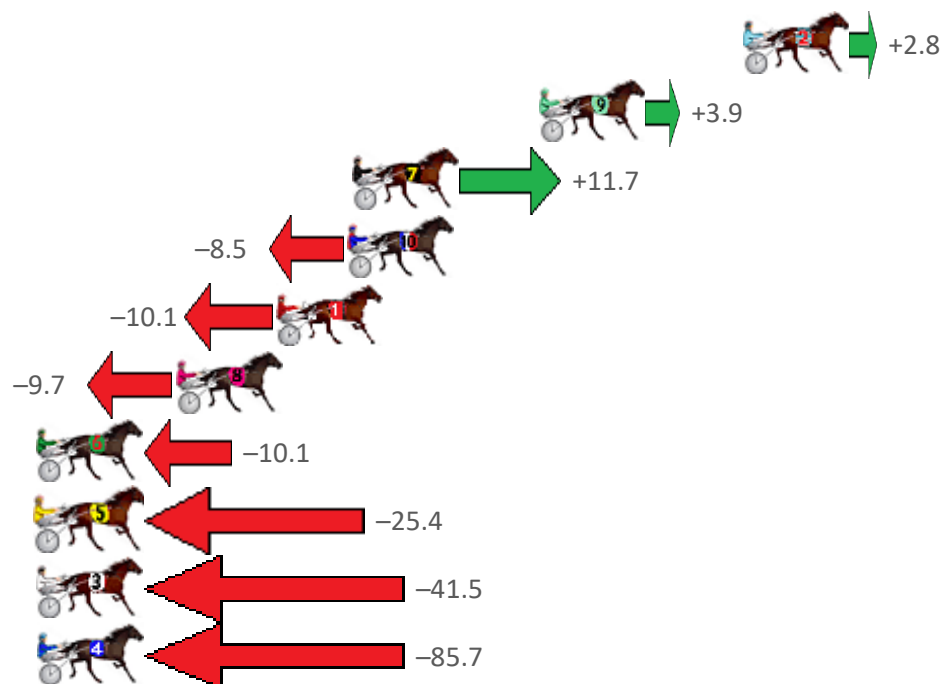
Albion Park Race 5 Distance 1660m

Monday, 6 September 2021

Gross Time: 1:58.70 MileRate: 1:55.10 LeadTime: 3.40s First Qtr: 28.00s Second Qtr: 29.00s Third Qtr: 29.10s Fourth Qtr: 29.20s

No	Horse	Plc	Margin	Time	800Time (W)	400 Time (W)
2	CHUMP CHOP	1	0.0m	1:58.70	58.10s (1)	29.20s (0)
9	JOEY LINCOLN	2	8.1m	1:59.32	58.02s (1)	29.11s (1)
7	SWEET SANGRIA	3	15.5m	1:59.89	57.45s (1)	28.96s (1)
10	THANKHEAVNFORGIRLS	4	15.7m	1:59.90	58.92s (1)	29.98s (1)
1	PATCHWORK JET	5	18.5m	2:00.12	59.03s (0)	29.53s (1)
8	MISTER DECORUM	6	22.5m	2:00.42	59.00s (0)	29.80s (2)
6	COURAGEOUS WAYS	7	32.1m	2:01.16	59.03s (1)	30.12s (2)
5	NEVAEVABEND	8	45.0m	2:02.15	60.14s (0)	30.61s (0)
3	WAVEDANCER	9	45.7m	2:02.20	61.31s (0)	31.23s (0)
4	THE LAST DRAGON	10	85.7m	2:05.26	64.51s (0)	34.43s (0)

Finish Position and metres gained from 800m



Sectionals
Powered by



Home of Australian Harness Sectionals

PJ HARNESS ANALYSER

+ RAW DATA + HORSE REPORTS + FREE FRIDAY FACEBOOK TIP



www.pjdata.com.au | admin@pjdata.com.au | www.facebook.com/PJHarnessRacing

The Racing Queensland Board (trading as Racing Queensland) and provider are not responsible for the completeness or accuracy of any of the information contained herein, and makes no representations about its suitability for any purpose.

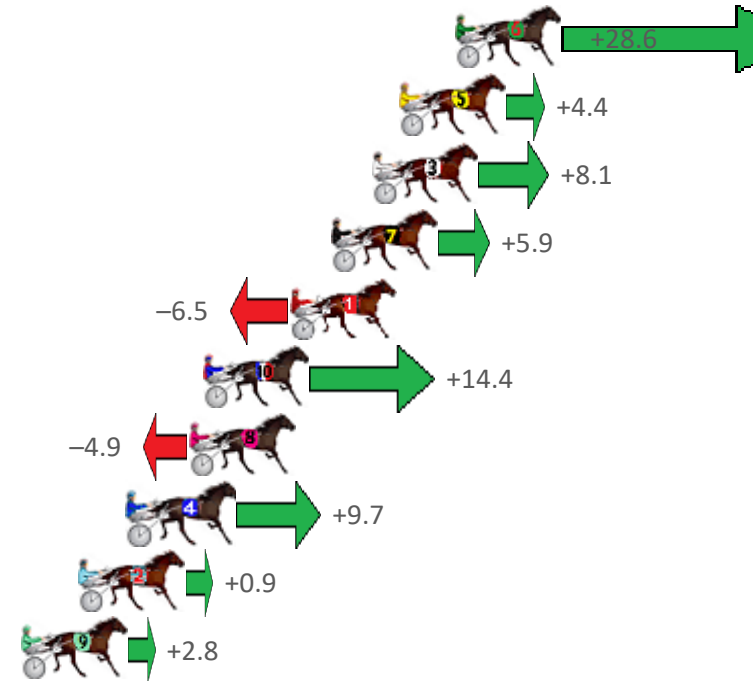
Albion Park Race 6 Distance 1660m

Monday, 6 September 2021

Gross Time: 1:59.80 MileRate: 1:56.10 LeadTime: 3.40s First Qtr: 29.10s Second Qtr: 28.90s Third Qtr: 28.70s Fourth Qtr: 29.70s

NoHorse	Plc	Margin	Time	800Time (W)	400 Time (W)
6 IFOUNDTHEBEACH	1	0.0m	1:59.80	56.32s (1)	29.12s (2)
5 THEMIDNIGHTRAMBLE	2	2.2m	1:59.97	58.08s (1)	29.64s (1)
3 CHANCELESS CENTURY	3	3.3m	2:00.06	57.81s (1)	29.34s (1)
7 WHOSTOLEMYPIGEON	4	4.9m	2:00.18	57.97s (0)	29.44s (0)
1 COLOMBIAN GOLD	5	6.5m	2:00.31	58.87s (0)	30.18s (0)
10 TORO DELAGO	6	10.0m	2:00.58	57.35s (1)	30.17s (2)
8 HANDSOME HARRY	7	10.5m	2:00.62	58.76s (0)	30.18s (0)
4 AWHOLELOTOPRETTY	8	12.9m	2:00.80	57.70s (0)	29.75s (1)
2 IMFEELINGIT	9	14.9m	2:00.96	58.33s (1)	29.87s (2)
9 BONDI SHAKE	10	17.2m	2:01.14	58.20s (1)	29.70s (2)

Finish Position and metres gained from 800m



Sectionals
Powered by



Home of Australian Harness Sectionals
PJ HARNESS ANALYSER

+ RAW DATA + HORSE REPORTS + FREE FRIDAY FACEBOOK TIP



www.pjdata.com.au | admin@pjdata.com.au | www.facebook.com/PJHarnessRacing

The Racing Queensland Board (trading as Racing Queensland) and provider are not responsible for the completeness or accuracy of any of the information contained herein, and makes no representations about its suitability for any purpose.

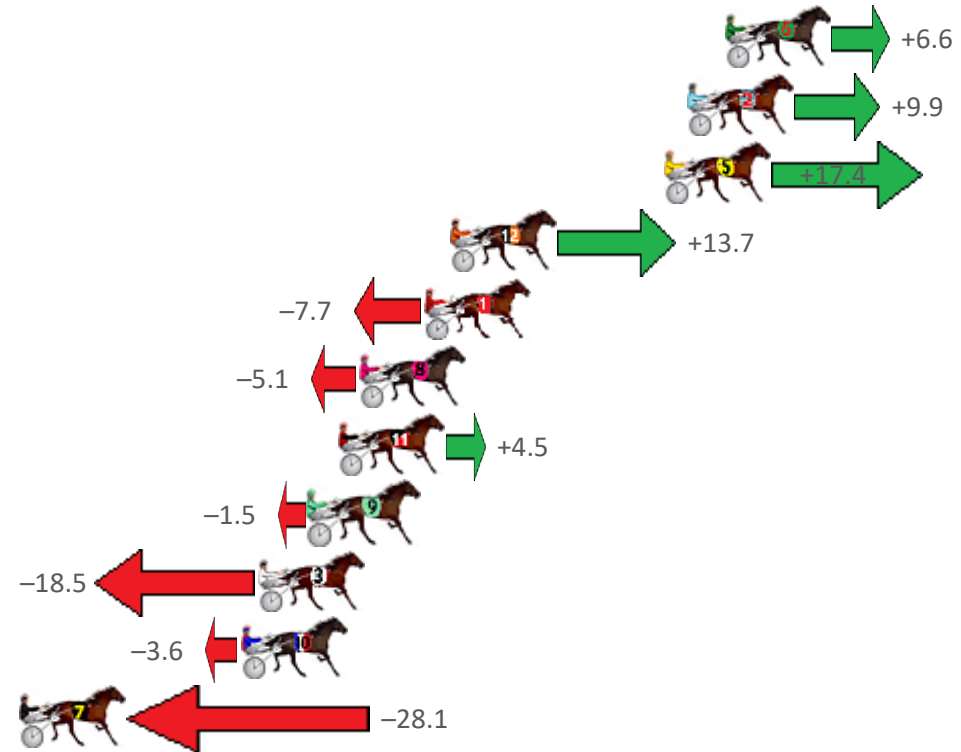
Albion Park Race 7 Distance 2138m

Monday, 6 September 2021

Gross Time: 2:36.20 MileRate: 1:57.60 LeadTime: 38.40s First Qtr: 30.00s Second Qtr: 30.00s Third Qtr: 29.10s Fourth Qtr: 28.70s

NoHorse	Plc	Margin	Time	800Time (W)	400 Time (W)
6 MONTANA FLASH	1	0.0m	2:36.20	57.33s (1)	28.64s (2)
2 KARAOKE ROCK	2	1.5m	2:36.31	57.09s (1)	28.44s (2)
5 CROSSED LEGS	3	2.4m	2:36.38	56.55s (1)	28.20s (2)
12 BE GOOD BENNY	4	10.9m	2:37.02	56.82s (1)	28.48s (2)
1 BETTOR MEMORIES	5	11.9m	2:37.10	58.35s (0)	29.25s (0)
8 LIVING GRAND	6	14.5m	2:37.29	58.17s (0)	29.04s (0)
11 MAN OF ACTION	7	15.3m	2:37.35	57.48s (0)	28.46s (2)
9 KATACHA MAN	8	16.5m	2:37.44	57.91s (0)	28.89s (1)
3 BONNIES A ROCKIN	9	18.5m	2:37.59	59.13s (0)	30.02s (0)
10 MAJOR MISCHIEF	10	19.2m	2:37.65	58.06s (1)	29.47s (1)
7 ROCK SUPREME	11	30.3m	2:38.48	59.82s (1)	30.59s (1)

Finish Position and metres gained from 800m



Sectionals
Powered by



Home of Australian Harness Sectionals
PJ HARNESS ANALYSER

+ RAW DATA + HORSE REPORTS + FREE FRIDAY FACEBOOK TIP



www.pjdata.com.au | admin@pjdata.com.au | www.facebook.com/PJHarnessRacing

The Racing Queensland Board (trading as Racing Queensland) and provider are not responsible for the completeness or accuracy of any of the information contained herein, and makes no representations about its suitability for any purpose.