

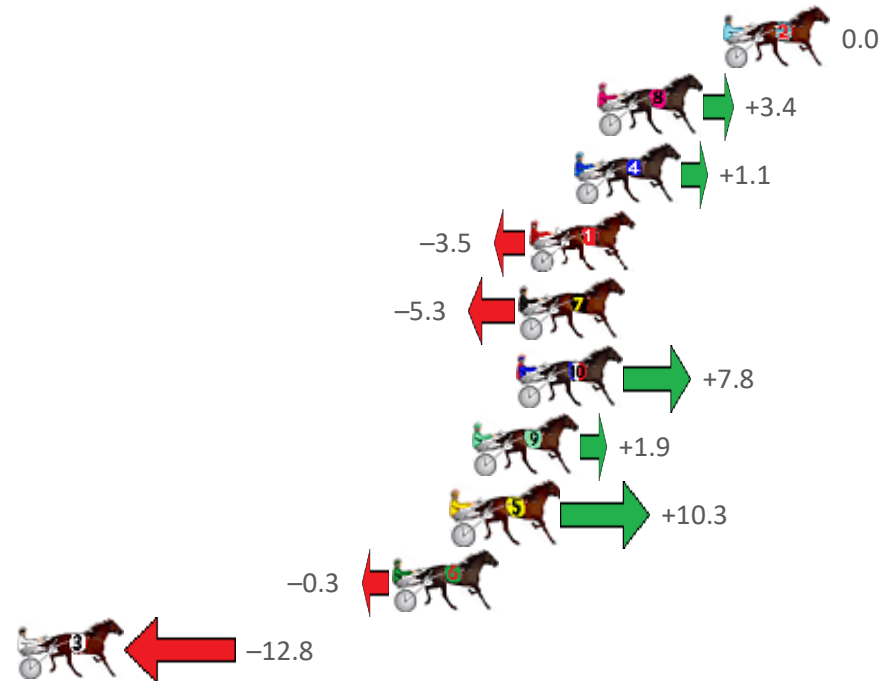
# Albion Park Race 1 Distance 1660m

Saturday, 11 September 2021

Gross Time: 1:58.80 MileRate: 1:55.20 LeadTime: 3.40s First Qtr: 27.70s Second Qtr: 31.50s Third Qtr: 28.20s Fourth Qtr: 28.00s

NoHorse	Plc	Margin	Time	800Time (W)	400 Time (W)
2 BITCOIN	1	0.0m	1:58.80	56.20s (0)	28.00s (0)
8 DOUBLE OR NOTHING	2	5.0m	1:59.17	55.96s (0)	27.68s (0)
4 LIFE OF BRIAN	3	5.9m	1:59.23	56.12s (1)	27.91s (1)
1 CONVAIR HUSTLER	4	7.7m	1:59.37	56.44s (0)	28.16s (0)
7 GLENEAGLE WARRIOR	5	8.1m	1:59.40	56.57s (1)	28.41s (1)
10 THE IDEAL DANCER	6	8.2m	1:59.40	55.66s (1)	27.69s (2)
9 OHOKA CHOPPER	7	9.9m	1:59.53	56.07s (1)	27.90s (1)
5 SLICK BLASTER	8	10.7m	1:59.59	55.48s (1)	27.45s (1)
6 SIMON	9	13.1m	1:59.76	56.22s (0)	27.95s (0)
3 RECIPE FOR DREAMING	10	82.8m	2:04.89	57.09s (0)	28.19s (0)

Finish Position and metres gained from 800m



Sectionals  
Powered by



Home of Australian Harness Sectionals  
**PJ HARNESS ANALYSER**

+ RAW DATA + HORSE REPORTS + FREE FRIDAY FACEBOOK TIP



[www.pjdata.com.au](http://www.pjdata.com.au) | [admin@pjdata.com.au](mailto:admin@pjdata.com.au) | [www.facebook.com/PJHarnessRacing](https://www.facebook.com/PJHarnessRacing)

The Racing Queensland Board (trading as Racing Queensland) and provider are not responsible for the completeness or accuracy of any of the information contained herein, and makes no representations about its suitability for any purpose.

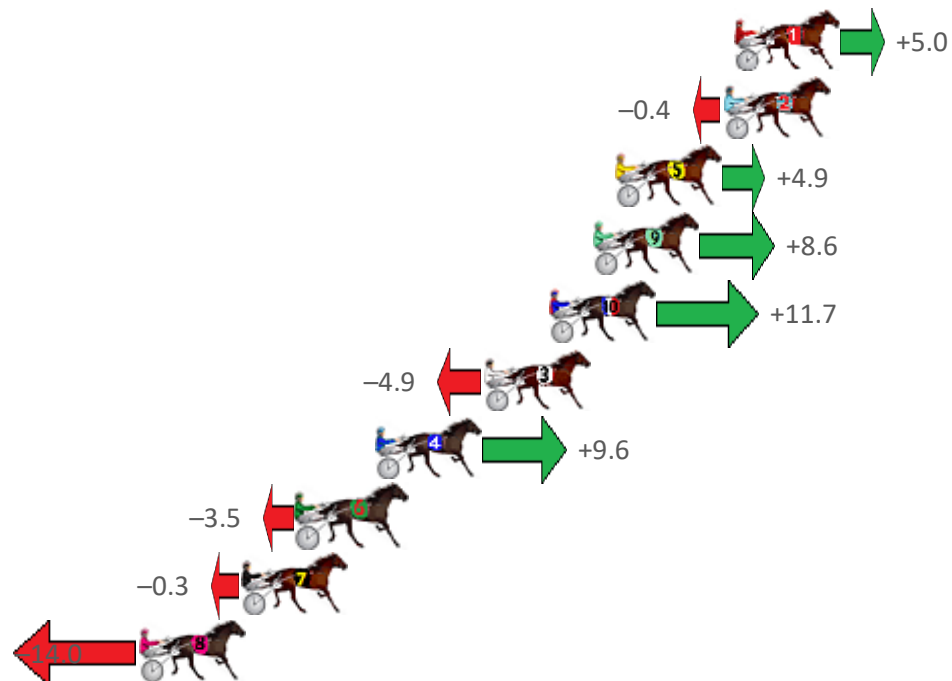
# Albion Park Race 2 Distance 1660m

Saturday, 11 September 2021

Gross Time: 1:59.20 MileRate: 1:55.60 LeadTime: 3.40s First Qtr: 28.20s Second Qtr: 31.20s Third Qtr: 28.60s Fourth Qtr: 27.80s

NoHorse	Plc	Margin	Time	800Time (W)	400 Time (W)
1 KEAYANG MARVEN	1	0.0m	1:59.20	56.05s (0)	27.45s (0)
2 KING TRITON	2	0.4m	1:59.23	56.43s (0)	27.83s (0)
5 FIRST STRING	3	4.7m	1:59.54	56.06s (1)	27.54s (1)
9 BEAST MODE	4	5.6m	1:59.61	55.80s (1)	27.68s (2)
10 MAJOR FERNCO	5	7.3m	1:59.73	55.58s (1)	27.43s (2)
3 ROCKNROLL DUDE	6	9.9m	1:59.92	56.74s (1)	28.19s (1)
4 FLO RYDA	7	14.2m	2:00.24	55.73s (1)	27.55s (2)
6 PINUP BOY	8	17.3m	2:00.46	56.65s (0)	28.12s (1)
7 GOTTAHAVEAHOBIE	9	19.5m	2:00.63	56.42s (0)	27.96s (1)
8 LETSGOTOTHEHOP	10	23.6m	2:00.93	57.38s (0)	28.78s (0)

Finish Position and metres gained from 800m



Sectionals  
Powered by



Home of Australian Harness Sectionals  
**PJ HARNESS ANALYSER**

+ RAW DATA + HORSE REPORTS + FREE FRIDAY FACEBOOK TIP



[www.pjdata.com.au](http://www.pjdata.com.au) | [admin@pjdata.com.au](mailto:admin@pjdata.com.au) | [www.facebook.com/PJHarnessRacing](https://www.facebook.com/PJHarnessRacing)

The Racing Queensland Board (trading as Racing Queensland) and provider are not responsible for the completeness or accuracy of any of the information contained herein, and makes no representations about its suitability for any purpose.

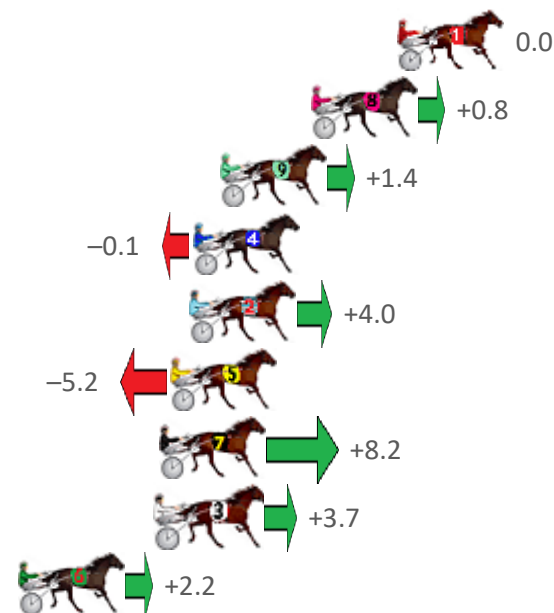
# Albion Park Race 3 Distance 1660m

Saturday, 11 September 2021

Gross Time: 1:58.50 MileRate: 1:54.90 LeadTime: 3.40s First Qtr: 27.70s Second Qtr: 31.20s Third Qtr: 28.60s Fourth Qtr: 27.60s

NoHorse	Plc	Margin	Time	800Time (W)	400 Time (W)
1 LOMBO HEAVEN	1	0.0m	1:58.50	56.20s (0)	27.60s (0)
8 NURBURGRING	2	3.4m	1:58.75	56.14s (0)	27.55s (0)
9 SUBTLE DELIGHT	3	7.0m	1:59.01	56.10s (0)	27.49s (0)
4 PARAVANI	4	8.1m	1:59.09	56.21s (1)	27.59s (1)
2 VIRGIL	5	8.2m	1:59.10	55.92s (1)	27.31s (1)
5 ROCKNROLL CLASSIC	6	9.0m	1:59.15	56.56s (1)	27.97s (1)
7 MISTERFREEZE	7	9.4m	1:59.18	55.63s (2)	27.35s (2)
3 KEAYANG KREUZER	8	9.5m	1:59.19	55.94s (0)	27.33s (0)
6 LEOS BEST	9	15.0m	1:59.59	56.05s (1)	27.44s (1)

Finish Position and metres gained from 800m



Sectionals  
Powered by



Home of Australian Harness Sectionals

PJ HARNESS ANALYSER

+ RAW DATA + HORSE REPORTS + FREE FRIDAY FACEBOOK TIP



www.pjdata.com.au | admin@pjdata.com.au | www.facebook.com/PJHarnessRacing

The Racing Queensland Board (trading as Racing Queensland) and provider are not responsible for the completeness or accuracy of any of the information contained herein, and makes no representations about its suitability for any purpose.

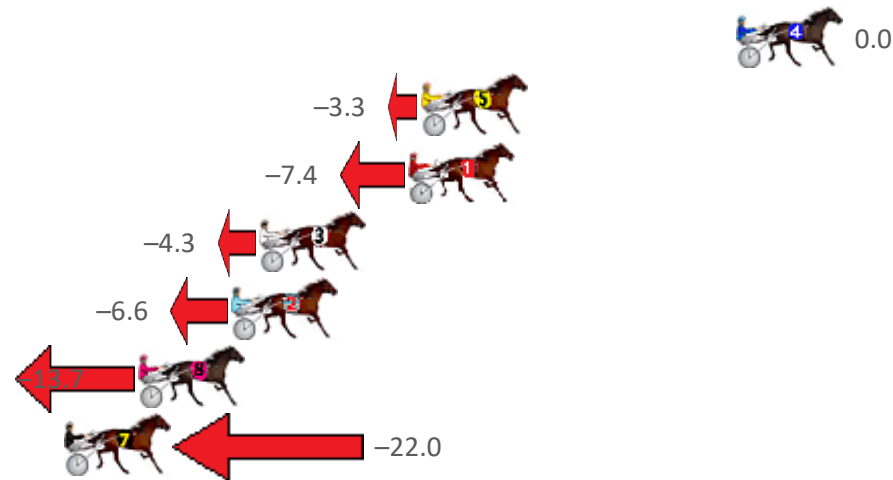
# Albion Park Race 4 Distance 1660m

Saturday, 11 September 2021

Gross Time: 1:54.10 MileRate: 1:50.60 LeadTime: 3.50s First Qtr: 27.20s Second Qtr: 28.30s Third Qtr: 26.90s Fourth Qtr: 28.20s

NoHorse	Plc	Margin	Time	800Time (W)	400 Time (W)
4 WILL THE WIZARD	1	0.0m	1:54.10	55.10s (0)	28.20s (0)
5 TOMMY LINCOLN	2	12.5m	1:55.03	55.33s (1)	28.16s (2)
1 NORTHVIEW HUSTLER	3	13.0m	1:55.06	55.61s (0)	28.48s (0)
3 KASH US BACK	4	18.9m	1:55.50	55.39s (0)	28.22s (0)
2 KID MONTANA	5	20.0m	1:55.58	55.55s (1)	28.35s (1)
8 CARDLESFROMHEAVEN	6	23.7m	1:55.86	56.04s (0)	28.87s (0)
7 CRUNCH TIME	7	26.6m	1:56.07	56.61s (1)	29.43s (1)

Finish Position and metres gained from 800m



Sectionals  
Powered by



Home of Australian Harness Sectionals  
**PJ HARNESS ANALYSER**

+ RAW DATA + HORSE REPORTS + FREE FRIDAY FACEBOOK TIP



[www.pjdata.com.au](http://www.pjdata.com.au) | [admin@pjdata.com.au](mailto:admin@pjdata.com.au) | [www.facebook.com/PJHarnessRacing](https://www.facebook.com/PJHarnessRacing)

The Racing Queensland Board (trading as Racing Queensland) and provider are not responsible for the completeness or accuracy of any of the information contained herein, and makes no representations about its suitability for any purpose.

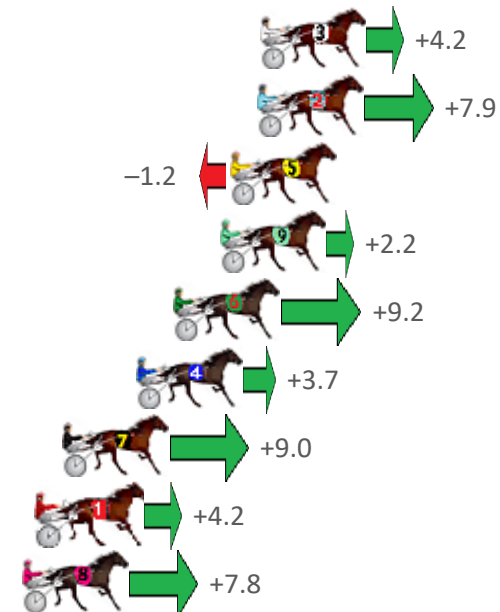
# Albion Park Race 5 Distance 1660m

Saturday, 11 September 2021

Gross Time: 2:00.10 MileRate: 1:56.40 LeadTime: 3.50s First Qtr: 28.40s Second Qtr: 30.90s Third Qtr: 29.30s Fourth Qtr: 28.00s

NoHorse	Plc	Margin	Time	800Time (W)	400 Time (W)
3 BEE GEES BANDIT	1	0.0m	2:00.10	57.00s (0)	27.71s (0)
2 THE SHADY ONE	2	0.1m	2:00.11	56.74s (1)	27.48s (1)
5 THE DEMOCRAT	3	1.2m	2:00.19	57.39s (0)	28.08s (0)
9 STOMPPEM	4	1.6m	2:00.22	57.14s (1)	27.90s (1)
6 VINNY CHASE	5	3.4m	2:00.35	56.64s (1)	27.58s (2)
4 OUR BONDI BEACH	6	4.9m	2:00.46	57.04s (0)	27.71s (0)
7 ADMIRAL BRONSKI	7	7.8m	2:00.67	56.66s (1)	27.60s (2)
1 SPIKE BROMAC	8	8.8m	2:00.75	57.00s (0)	27.65s (0)
8 LIVING AGAIN	9	9.4m	2:00.79	56.74s (0)	27.57s (1)

## Finish Position and metres gained from 800m



Sectionals  
Powered by



Home of Australian Harness Sectionals

PJ HARNESS ANALYSER

+ RAW DATA + HORSE REPORTS + FREE FRIDAY FACEBOOK TIP



www.pjdata.com.au | admin@pjdata.com.au | www.facebook.com/PJHarnessRacing

The Racing Queensland Board (trading as Racing Queensland) and provider are not responsible for the completeness or accuracy of any of the information contained herein, and makes no representations about its suitability for any purpose.

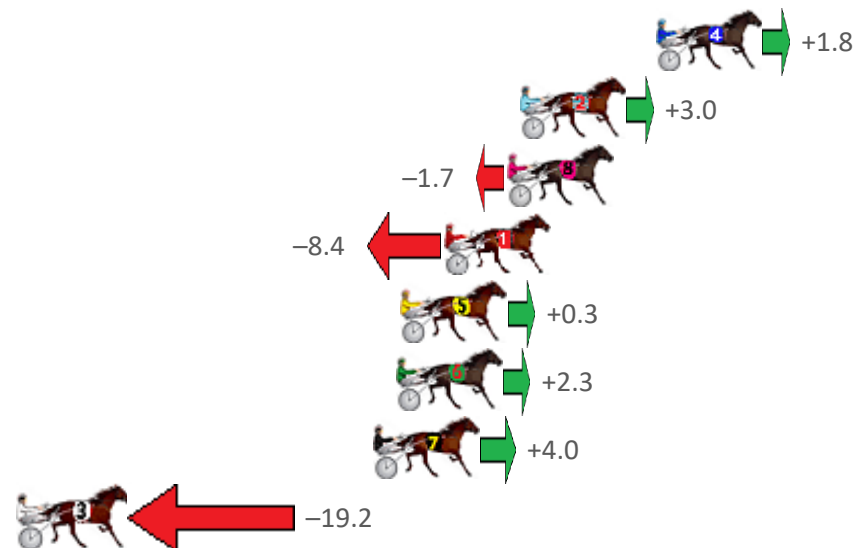
# Albion Park Race 6 Distance 2138m

Saturday, 11 September 2021

Gross Time: 2:35.30 MileRate: 1:56.90 LeadTime: 38.70s First Qtr: 32.20s Second Qtr: 29.80s Third Qtr: 26.80s Fourth Qtr: 27.80s

NoHorse	Plc	Margin	Time	800Time (W)	400 Time (W)
4 MAKE MINE MEMPHIS	1	0.0m	2:35.30	54.48s (1)	27.80s (0)
2 STREITKID	2	5.4m	2:35.69	54.40s (0)	27.22s (0)
8 ROYAL AURORA	3	5.9m	2:35.73	54.72s (0)	27.56s (0)
1 BOMBADIER JUJON	4	8.4m	2:35.91	55.17s (0)	28.02s (0)
5 HENRY HU	5	10.1m	2:36.04	54.58s (1)	27.72s (1)
6 SQUIRE	6	10.3m	2:36.05	54.44s (0)	27.27s (0)
7 NOWHERE CREEK	7	11.2m	2:36.12	54.33s (1)	27.48s (1)
3 BLACK HAWK JOE	8	25.2m	2:37.14	55.90s (1)	29.07s (1)

Finish Position and metres gained from 800m



Sectionals  
Powered by



Home of Australian Harness Sectionals

PJ HARNESS ANALYSER

+ RAW DATA + HORSE REPORTS + FREE FRIDAY FACEBOOK TIP



www.pjdata.com.au | admin@pjdata.com.au | www.facebook.com/PJHarnessRacing

The Racing Queensland Board (trading as Racing Queensland) and provider are not responsible for the completeness or accuracy of any of the information contained herein, and makes no representations about its suitability for any purpose.

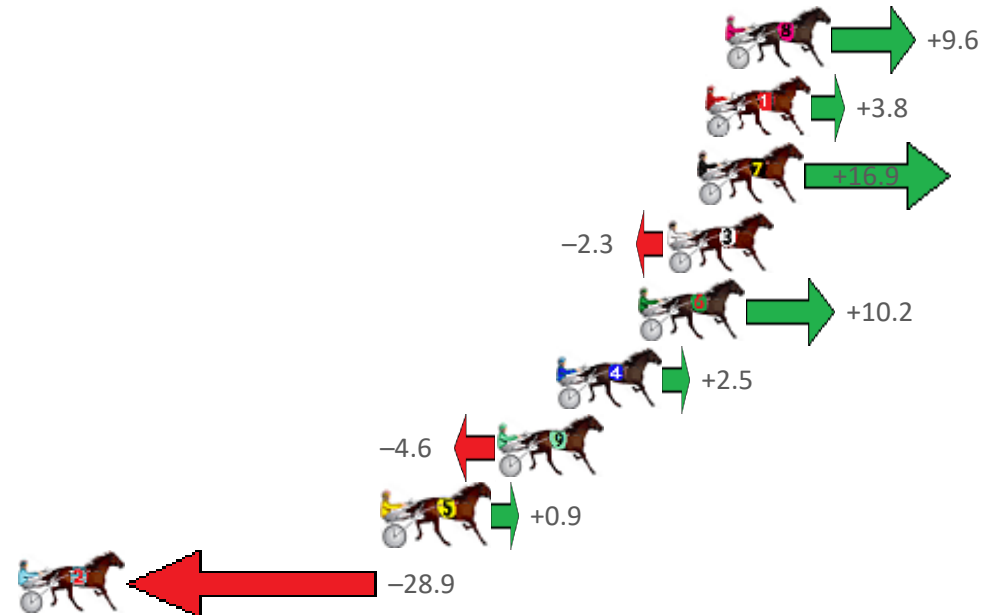
# Albion Park Race 7 Distance 1660m

Saturday, 11 September 2021

Gross Time: 1:57.00 MileRate: 1:53.40 LeadTime: 3.50s First Qtr: 26.80s Second Qtr: 29.50s Third Qtr: 28.20s Fourth Qtr: 29.00s

NoHorse	Plc	Margin	Time	800Time (W)	400 Time (W)
8 JONAH JONES	1	0.0m	1:57.00	56.52s (0)	28.34s (0)
1 TWENTYEIGHTBLACK	2	0.8m	1:57.06	56.93s (0)	28.73s (0)
7 WATCH PULP FICTION	3	1.1m	1:57.08	56.00s (1)	27.98s (2)
3 KEY LARGO	4	2.3m	1:57.18	57.36s (0)	29.17s (0)
6 CASINO TOMMY	5	3.4m	1:57.26	56.47s (1)	28.45s (2)
4 JUMPING JOLT	6	6.7m	1:57.51	57.02s (1)	28.66s (1)
9 BETTOR VISION	7	9.0m	1:57.68	57.53s (1)	29.13s (1)
5 GOONLY	8	13.5m	1:58.03	57.14s (0)	28.98s (0)
2 AT WEST POINT	9	28.9m	1:59.20	59.25s (1)	30.88s (1)

Finish Position and metres gained from 800m



Sectionals  
Powered by



Home of Australian Harness Sectionals  
**PJ HARNESS ANALYSER**

+ RAW DATA + HORSE REPORTS + FREE FRIDAY FACEBOOK TIP



[www.pjdata.com.au](http://www.pjdata.com.au) | [admin@pjdata.com.au](mailto:admin@pjdata.com.au) | [www.facebook.com/PJHarnessRacing](https://www.facebook.com/PJHarnessRacing)

The Racing Queensland Board (trading as Racing Queensland) and provider are not responsible for the completeness or accuracy of any of the information contained herein, and makes no representations about its suitability for any purpose.


# Albion Park Race 8 Distance 1660m

Saturday, 11 September 2021

Gross Time: 1:59.30 MileRate: 1:55.70 LeadTime: 3.50s First Qtr: 28.00s Second Qtr: 30.20s Third Qtr: 28.40s Fourth Qtr: 29.20s

NoHorse	Plc	Margin	Time	800Time (W)	400 Time (W)
4 HOT N GOLD	1	0.0m	1:59.30	57.28s (0)	28.87s (0)
7 CHARMING CHARLOTTE	2	0.4m	1:59.33	57.63s (0)	29.23s (0)
5 WHICH HUNT	3	1.6m	1:59.42	57.18s (1)	28.65s (1)
8 DELIGHTFUL REASON	4	3.1m	1:59.54	56.91s (0)	28.42s (0)
1 FAIRIESDELIGHT	5	4.7m	1:59.66	57.32s (0)	28.89s (0)
6 MISS VICTORIA	6	5.3m	1:59.71	57.76s (1)	29.25s (1)
2 TRUE STEPPER	7	6.7m	1:59.81	57.22s (1)	28.68s (1)
10 FEELS LIKA WINNER	8	7.5m	1:59.87	56.60s (1)	28.74s (2)
9 RUNFORTHROSES	9	8.1m	1:59.92	56.99s (1)	28.44s (2)
3 MACH TORQUE	10	15.1m	2:00.46	57.39s (0)	28.73s (0)

Finish Position and metres gained from 800m



Sectionals  
Powered by



Home of Australian Harness Sectionals  
**PJ HARNESS ANALYSER**

+ RAW DATA + HORSE REPORTS + FREE FRIDAY FACEBOOK TIP



[www.pjdata.com.au](http://www.pjdata.com.au) | [admin@pjdata.com.au](mailto:admin@pjdata.com.au) | [www.facebook.com/PJHarnessRacing](https://www.facebook.com/PJHarnessRacing)

The Racing Queensland Board (trading as Racing Queensland) and provider are not responsible for the completeness or accuracy of any of the information contained herein, and makes no representations about its suitability for any purpose.



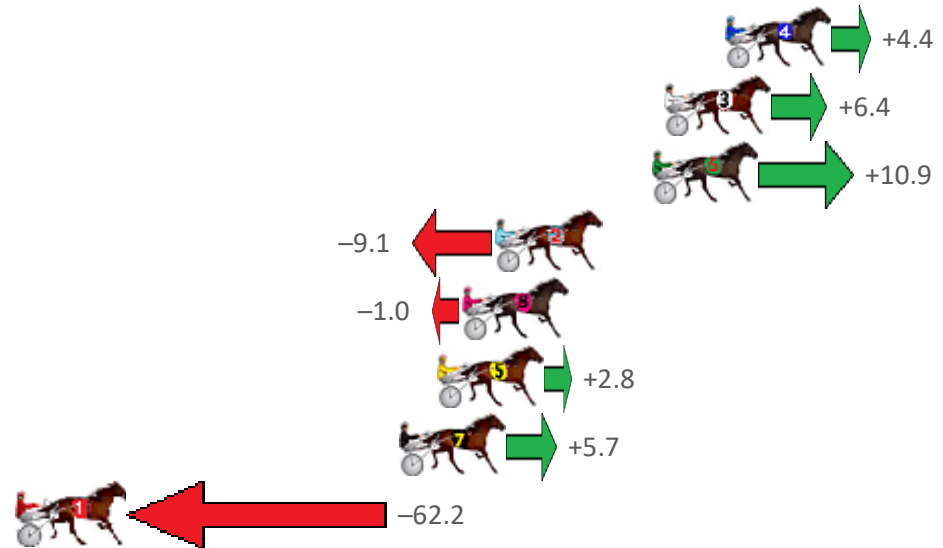
# Albion Park Race 9 Distance 1660m

Saturday, 11 September 2021

Gross Time: 1:57.30 MileRate: 1:53.80 LeadTime: 3.40s First Qtr: 27.60s Second Qtr: 29.90s Third Qtr: 28.20s Fourth Qtr: 28.20s

NoHorse	Plc	Margin	Time	800Time (W)	400 Time (W)
4 WAHS FIRE BUG	1	0.0m	1:57.30	56.09s (1)	28.12s (1)
3 TOTAL DIVA	2	2.4m	1:57.48	55.95s (1)	27.98s (1)
6 BLISSFULL LILLY	3	2.9m	1:57.51	55.64s (1)	27.67s (1)
2 CHIASSO	4	9.1m	1:57.97	57.04s (0)	28.84s (0)
8 OAXACAN DREAM	5	10.4m	1:58.07	56.47s (0)	27.85s (1)
5 HUNZA VALLEY	6	11.4m	1:58.14	56.20s (0)	27.61s (2)
7 AJAY BREEZY ROSE	7	12.9m	1:58.26	56.00s (1)	28.04s (2)
1 MOREAU DRIVE	8	67.0m	2:02.27	60.76s (0)	31.99s (0)

## Finish Position and metres gained from 800m



Sectionals  
Powered by



Home of Australian Harness Sectionals  
**PJ HARNESS ANALYSER**

+ RAW DATA + HORSE REPORTS + FREE FRIDAY FACEBOOK TIP



[www.pjdata.com.au](http://www.pjdata.com.au) | [admin@pjdata.com.au](mailto:admin@pjdata.com.au) | [www.facebook.com/PJHarnessRacing](https://www.facebook.com/PJHarnessRacing)

The Racing Queensland Board (trading as Racing Queensland) and provider are not responsible for the completeness or accuracy of any of the information contained herein, and makes no representations about its suitability for any purpose.

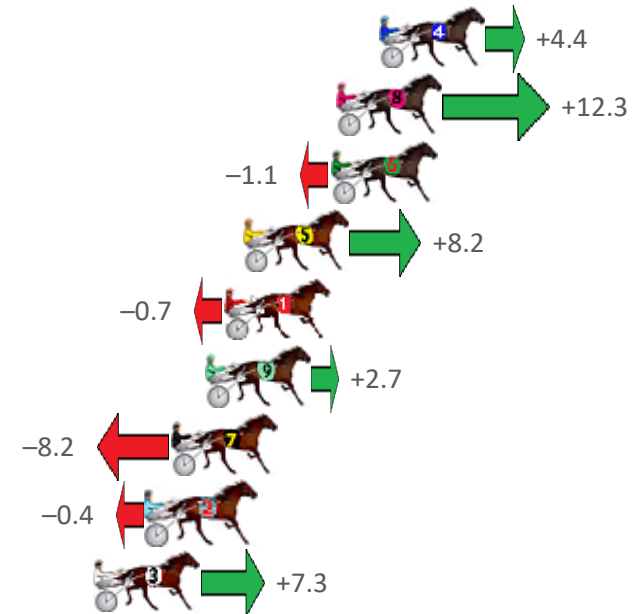
# Albion Park Race 10 Distance 2138m

Saturday, 11 September 2021

Gross Time: 2:38.50 MileRate: 1:59.30 LeadTime: 37.50s First Qtr: 31.80s Second Qtr: 30.30s Third Qtr: 29.40s Fourth Qtr: 29.50s

NoHorse	Plc	Margin	Time	800Time (W)	400 Time (W)
4 RED CASTLETON	1	0.0m	2:38.50	58.58s (0)	29.19s (0)
8 SIR FAHRENHEIT	2	1.7m	2:38.63	58.00s (1)	28.67s (2)
6 NORTHERN MUSCLE	3	1.9m	2:38.65	58.98s (1)	29.54s (1)
5 MORE SHADES OF GOL	4	5.4m	2:38.92	58.30s (0)	29.00s (1)
1 FATHER CHRISTMAS	5	6.1m	2:38.97	58.95s (1)	29.49s (1)
9 GEE UP NEDDY	6	6.9m	2:39.03	58.70s (1)	29.39s (2)
7 MAJESTIC SIMON	7	8.2m	2:39.13	59.50s (0)	30.10s (0)
2 JUSTABITNOISY	8	9.2m	2:39.21	58.93s (0)	29.51s (0)
3 DOUG	9	11.3m	2:39.37	58.37s (1)	29.08s (1)

Finish Position and metres gained from 800m



Sectionals  
Powered by



Home of Australian Harness Sectionals  
**PJ HARNESS ANALYSER**

+ RAW DATA + HORSE REPORTS + FREE FRIDAY FACEBOOK TIP



[www.pjdata.com.au](http://www.pjdata.com.au) | [admin@pjdata.com.au](mailto:admin@pjdata.com.au) | [www.facebook.com/PJHarnessRacing](https://www.facebook.com/PJHarnessRacing)

The Racing Queensland Board (trading as Racing Queensland) and provider are not responsible for the completeness or accuracy of any of the information contained herein, and makes no representations about its suitability for any purpose.