


Albion Park Race 1 Distance 2138m

Saturday, 18 September 2021

Gross Time: 2:32.50 MileRate: 1:54.80 LeadTime: 36.10s First Qtr: 30.80s Second Qtr: 29.90s Third Qtr: 27.90s Fourth Qtr: 27.80s

NoHorse	Plc	Margin	Time	800Time (W)	400 Time (W)
2 DEUS EX	1	0.0m	2:32.50	55.70s (0)	27.80s (0)
4 KIWIS ARE FLYING	2	8.2m	2:33.10	55.98s (1)	28.02s (1)
8 OHOKA CHOPPER	3	8.3m	2:33.11	55.68s (0)	27.71s (0)
5 THE IDEAL DANCER	4	10.8m	2:33.29	55.59s (1)	27.59s (1)
1 DOUBLE OR NOTHING	5	11.9m	2:33.37	56.23s (0)	28.28s (0)
10 BELLA BALL TERROR	6	12.7m	2:33.43	55.40s (1)	27.60s (2)
9 MAJOR FERNCO	7	12.7m	2:33.43	55.71s (0)	27.72s (0)
12 BALDUCCI	8	14.3m	2:33.55	55.57s (2)	28.40s (2)
3 THE HERVEY BAY	9	15.5m	2:33.63	56.21s (1)	28.21s (1)
11 GOOD AS IT GETS	10	16.8m	2:33.73	55.69s (0)	27.62s (0)
7 BEAST MODE	11	19.8m	2:33.95	55.33s (1)	27.79s (1)
6 KING TRITON	12	23.0m	2:34.18	55.84s (2)	28.66s (2)

Finish Position and metres gained from 800m



Sectionals
Powered by



Home of Australian Harness Sectionals
PJ HARNESS ANALYSER

+ RAW DATA + HORSE REPORTS + FREE FRIDAY FACEBOOK TIP



www.pjdata.com.au | admin@pjdata.com.au | www.facebook.com/PJHarnessRacing

The Racing Queensland Board (trading as Racing Queensland) and provider are not responsible for the completeness or accuracy of any of the information contained herein, and makes no representations about its suitability for any purpose.


Albion Park Race 2 Distance 1660m

Saturday, 18 September 2021

Gross Time: 1:57.50 MileRate: 1:53.90 LeadTime: 3.50s First Qtr: 26.70s Second Qtr: 31.10s Third Qtr: 28.50s Fourth Qtr: 27.70s

NoHorse	Plc	Margin	Time	800Time (W)	400 Time (W)
6 JERADAS DELIGHT	1	0.0m	1:57.50	55.86s (2)	27.62s (1)
7 STREITKID	2	3.5m	1:57.76	56.44s (0)	27.94s (0)
3 MISTER DIAMOND	3	4.6m	1:57.84	55.86s (1)	27.62s (1)
2 STREET APPEAL	4	4.9m	1:57.86	56.25s (0)	27.73s (0)
9 HENRY HU	5	6.8m	1:58.00	55.68s (1)	27.48s (1)
1 IT AINT THE MONEY	6	7.9m	1:58.08	56.17s (0)	27.65s (0)
8 ROYAL AURORA	7	11.1m	1:58.31	56.10s (0)	27.57s (0)
10 THE DEMOCRAT	8	14.8m	1:58.58	55.92s (1)	27.70s (1)
4 COLONEL JOY	9	17.6m	1:58.78	56.23s (0)	27.70s (0)

Finish Position and metres gained from 800m



Sectionals
Powered by



Home of Australian Harness Sectionals
PJ HARNESS ANALYSER

+ RAW DATA + HORSE REPORTS + FREE FRIDAY FACEBOOK TIP



www.pjdata.com.au | admin@pjdata.com.au | www.facebook.com/PJHarnessRacing

The Racing Queensland Board (trading as Racing Queensland) and provider are not responsible for the completeness or accuracy of any of the information contained herein, and makes no representations about its suitability for any purpose.

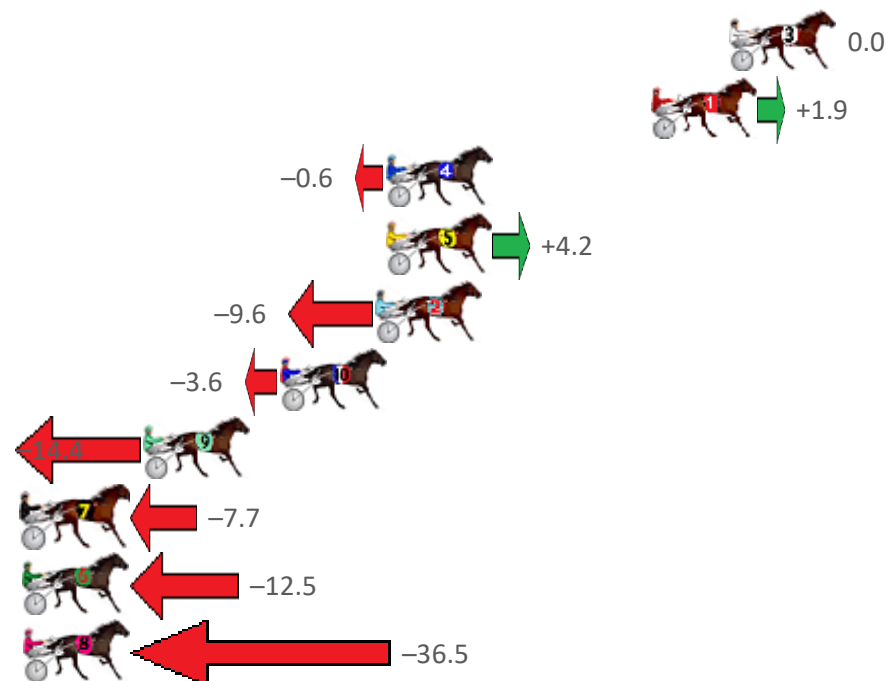
Albion Park Race 3 Distance 1660m

Saturday, 18 September 2021

Gross Time: 1:58.60 MileRate: 1:55.00 LeadTime: 3.30s First Qtr: 28.40s Second Qtr: 30.70s Third Qtr: 28.30s Fourth Qtr: 27.90s

NoHorse	Plc	Margin	Time	800Time (W)	400 Time (W)
3 WAHS FIRE BUG	1	0.0m	1:58.60	56.20s (0)	27.90s (0)
1 TOTAL DIVA	2	3.1m	1:58.83	56.07s (0)	27.78s (0)
4 GINATIANO	3	13.6m	1:59.60	56.24s (1)	28.08s (2)
5 WHICH HUNT	4	13.6m	1:59.60	55.91s (1)	27.76s (2)
2 FAIRIESDELIGHT	5	14.0m	1:59.63	56.87s (1)	28.57s (1)
10 JEWEL OF PEAK	6	17.8m	1:59.91	56.45s (0)	28.02s (1)
9 TYPHOON TORQUE	7	23.2m	2:00.30	57.21s (1)	28.83s (1)
7 METAKI MAJIC	8	30.1m	2:00.81	56.74s (1)	28.52s (1)
6 TRUE STEPPER	9	31.7m	2:00.93	57.07s (0)	28.66s (0)
8 AWHOLELOTOPRETTY	10	46.1m	2:01.98	58.75s (0)	30.24s (0)

Finish Position and metres gained from 800m



Sectionals
Powered by



Home of Australian Harness Sectionals

PJ HARNESS ANALYSER

+ RAW DATA + HORSE REPORTS + FREE FRIDAY FACEBOOK TIP



www.pjdata.com.au | admin@pjdata.com.au | www.facebook.com/PJHarnessRacing

The Racing Queensland Board (trading as Racing Queensland) and provider are not responsible for the completeness or accuracy of any of the information contained herein, and makes no representations about its suitability for any purpose.

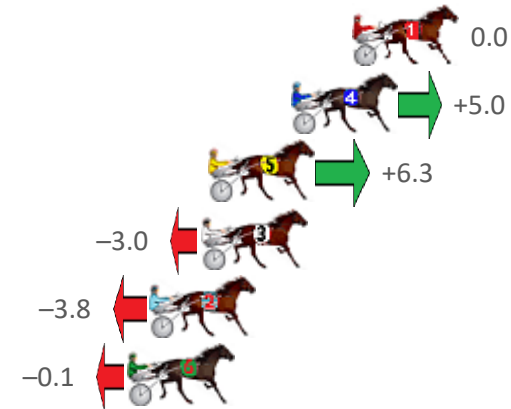
Albion Park Race 4 Distance 2138m

Saturday, 18 September 2021

Gross Time: 2:35.20 MileRate: 1:56.80 LeadTime: 38.70s First Qtr: 30.40s Second Qtr: 30.50s Third Qtr: 28.10s Fourth Qtr: 27.50s

NoHorse	Plc	Margin	Time	800Time (W)	400 Time (W)
1 TURN IT UP	1	0.0m	2:35.20	55.60s (0)	27.50s (0)
4 NORTHVIEW HUSTLER	2	2.4m	2:35.37	55.25s (1)	27.24s (1)
5 REPLACED EYE	3	5.7m	2:35.61	55.16s (1)	27.07s (1)
3 OUR UNCLE SAM	4	6.0m	2:35.63	55.81s (1)	27.81s (1)
2 SUBTLE DELIGHT	5	8.0m	2:35.78	55.86s (0)	27.73s (0)
6 KASH US BACK	6	8.9m	2:35.84	55.61s (0)	27.45s (0)

Finish Position and metres gained from 800m



Sectionals
Powered by



Home of Australian Harness Sectionals
PJ HARNESS ANALYSER

+ RAW DATA + HORSE REPORTS + FREE FRIDAY FACEBOOK TIP



www.pjdata.com.au | admin@pjdata.com.au | www.facebook.com/PJHarnessRacing

The Racing Queensland Board (trading as Racing Queensland) and provider are not responsible for the completeness or accuracy of any of the information contained herein, and makes no representations about its suitability for any purpose.

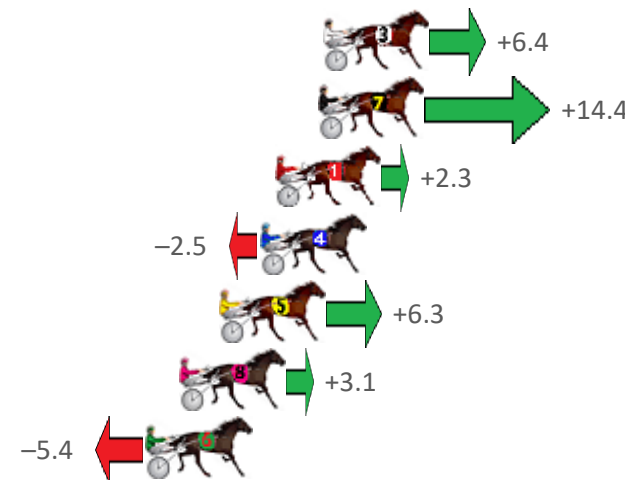
Albion Park Race 5 Distance 2138m

Saturday, 18 September 2021

Gross Time: 2:34.80 MileRate: 1:56.60 LeadTime: 38.30s First Qtr: 30.90s Second Qtr: 29.50s Third Qtr: 28.10s Fourth Qtr: 28.00s

NoHorse	Plc	Margin	Time	800Time (W)	400 Time (W)
3 UNDER WORKED	1	0.0m	2:34.80	55.65s (1)	27.67s (1)
7 WATCH PULP FICTION	2	0.2m	2:34.81	55.10s (1)	27.81s (2)
1 TWENTYEIGHTBLACK	3	1.9m	2:34.94	55.94s (0)	27.84s (0)
4 JONAH JONES	4	2.5m	2:34.98	56.27s (0)	28.17s (0)
5 VINNY CHASE	5	4.1m	2:35.10	55.66s (1)	27.69s (2)
8 SAM IS PERFECTION	6	5.7m	2:35.22	55.88s (0)	27.74s (1)
6 CASINO TOMMY	7	7.0m	2:35.32	56.48s (1)	28.45s (1)

Finish Position and metres gained from 800m



Sectionals
Powered by



Home of Australian Harness Sectionals

PJ HARNESS ANALYSER

+ RAW DATA + HORSE REPORTS + FREE FRIDAY FACEBOOK TIP



www.pjdata.com.au | admin@pjdata.com.au | www.facebook.com/PJHarnessRacing

The Racing Queensland Board (trading as Racing Queensland) and provider are not responsible for the completeness or accuracy of any of the information contained herein, and makes no representations about its suitability for any purpose.

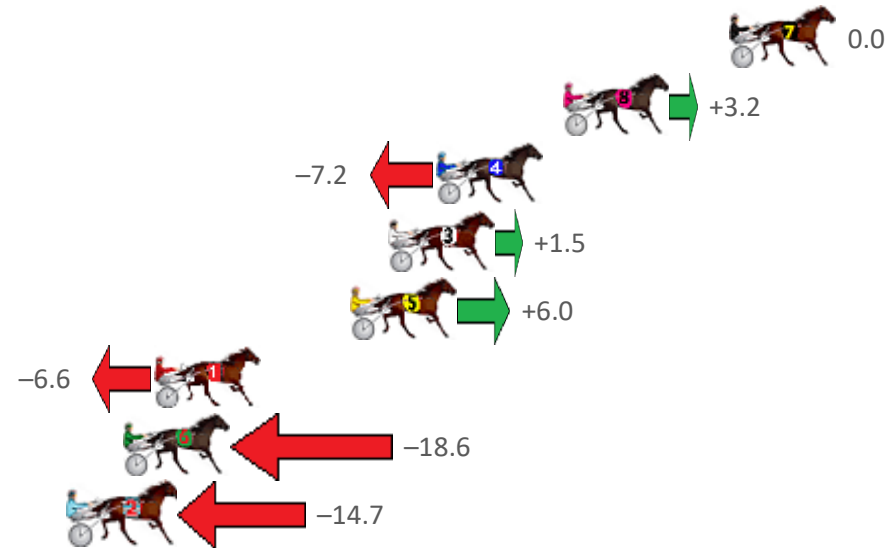
Albion Park Race 6 Distance 1660m

Saturday, 18 September 2021

Gross Time: 1:55.30 MileRate: 1:51.70 LeadTime: 3.40s First Qtr: 27.50s Second Qtr: 27.90s Third Qtr: 27.20s Fourth Qtr: 29.30s

NoHorse	Plc	Margin	Time	800Time (W)	400 Time (W)
7 WILL THE WIZARD	1	0.0m	1:55.30	56.50s (0)	29.30s (0)
8 TOMMY LINCOLN	2	6.6m	1:55.81	56.28s (1)	28.53s (1)
4 PARAVANI	3	11.6m	1:56.19	57.01s (0)	29.40s (0)
3 MAJORDOIT	4	13.5m	1:56.34	56.39s (1)	28.55s (1)
5 NURBURGRING	5	15.0m	1:56.45	56.08s (1)	28.24s (1)
1 STOMPEN	6	22.8m	1:57.05	56.96s (0)	28.83s (0)
6 FRANCO HAMPTON	7	24.0m	1:57.14	57.81s (1)	29.61s (0)
2 LEOS BEST	8	26.1m	1:57.31	57.53s (0)	29.42s (0)

Finish Position and metres gained from 800m



Sectionals
Powered by



Home of Australian Harness Sectionals

PJ HARNESS ANALYSER

+ RAW DATA + HORSE REPORTS + FREE FRIDAY FACEBOOK TIP



www.pjdata.com.au | admin@pjdata.com.au | www.facebook.com/PJHarnessRacing

The Racing Queensland Board (trading as Racing Queensland) and provider are not responsible for the completeness or accuracy of any of the information contained herein, and makes no representations about its suitability for any purpose.

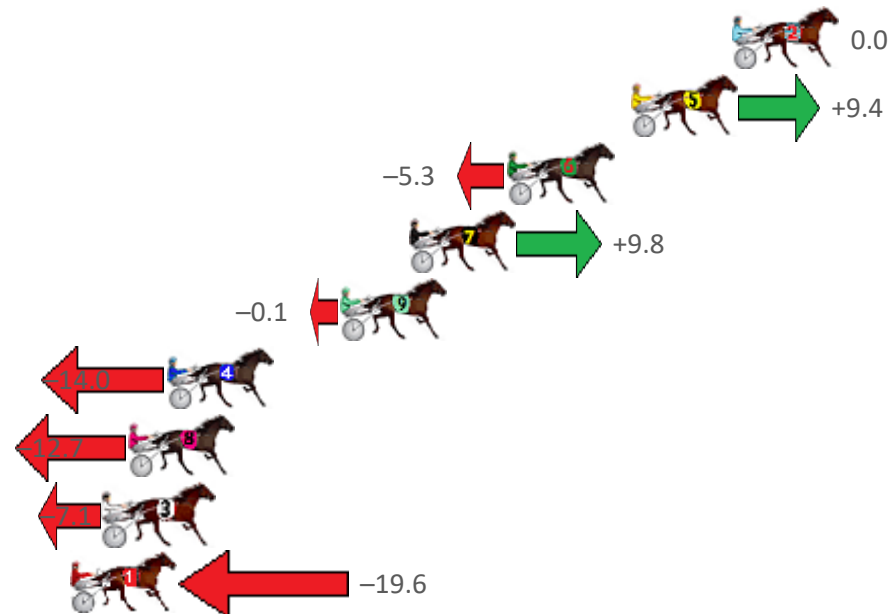
Albion Park Race 7 Distance 2138m

Saturday, 18 September 2021

Gross Time: 2:34.50 MileRate: 1:56.30 LeadTime: 37.10s First Qtr: 29.50s Second Qtr: 29.20s Third Qtr: 28.80s Fourth Qtr: 29.90s

NoHorse	Plc	Margin	Time	800Time (W)	400 Time (W)
2 GLENEAGLE WARRIOR	1	0.0m	2:34.50	58.70s (0)	29.90s (0)
5 FLO RYDA	2	4.0m	2:34.81	58.01s (1)	28.83s (1)
6 LIFE OF BRIAN	3	8.9m	2:35.20	59.09s (1)	29.97s (0)
7 CARLOS BROMAC	4	12.8m	2:35.50	57.98s (1)	29.59s (2)
9 CONVAIR HUSTLER	5	15.5m	2:35.71	58.71s (0)	29.02s (2)
4 ONE LAST ROLL	6	22.4m	2:36.25	59.72s (1)	30.52s (1)
8 MOLLIE SMARYELLE	7	23.9m	2:36.37	59.63s (0)	29.92s (0)
3 I FOUND THE BEACH	8	24.9m	2:36.45	59.22s (1)	30.03s (2)
1 SOHO SINATRA	9	26.2m	2:36.55	60.13s (0)	30.46s (0)

Finish Position and metres gained from 800m



Sectionals
Powered by



Home of Australian Harness Sectionals

PJ HARNESS ANALYSER

+ RAW DATA + HORSE REPORTS + FREE FRIDAY FACEBOOK TIP



www.pjdata.com.au | admin@pjdata.com.au | www.facebook.com/PJHarnessRacing

The Racing Queensland Board (trading as Racing Queensland) and provider are not responsible for the completeness or accuracy of any of the information contained herein, and makes no representations about its suitability for any purpose.

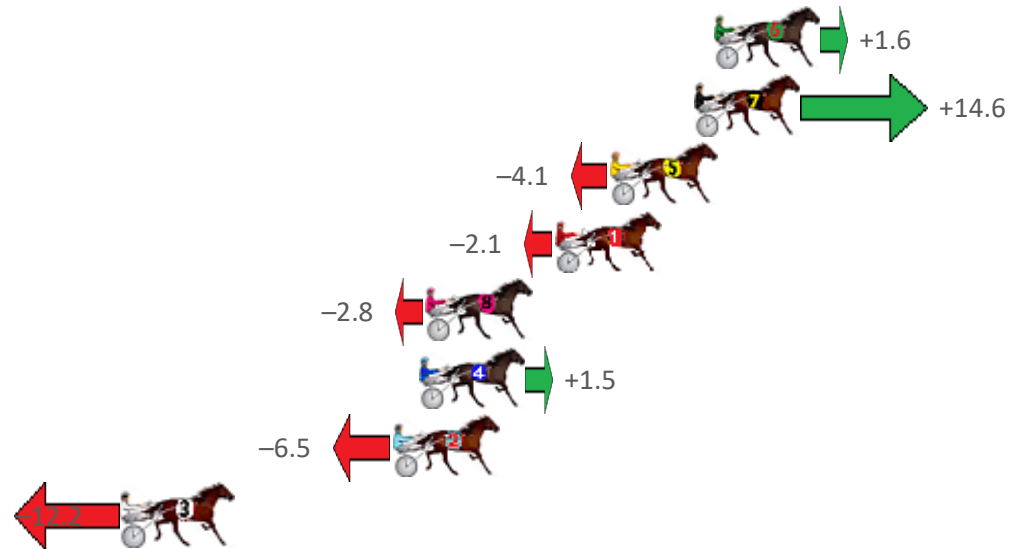
Albion Park Race 8 Distance 2138m

Saturday, 18 September 2021

Gross Time: 2:34.00 MileRate: 1:55.90 LeadTime: 37.70s First Qtr: 30.50s Second Qtr: 29.70s Third Qtr: 28.00s Fourth Qtr: 28.10s

NoHorse	Plc	Margin	Time	800Time (W)	400 Time (W)
6 MISTERFREEZE	1	0.0m	2:34.00	55.99s (1)	28.07s (1)
7 VIRGIL	2	0.8m	2:34.06	55.08s (1)	27.75s (2)
5 SQUIRE	3	4.1m	2:34.30	56.39s (0)	28.39s (0)
1 COMMODORE JUJON	4	6.3m	2:34.47	56.25s (0)	28.23s (0)
8 NOWHERE CREEK	5	11.4m	2:34.84	56.30s (0)	28.25s (0)
4 WE SALUTE YOU	6	11.7m	2:34.86	56.00s (0)	27.97s (0)
2 KENSINGTON BILL	7	12.7m	2:34.94	56.55s (1)	28.62s (1)
3 KEAYANG KREUZER	8	23.4m	2:35.73	56.95s (1)	29.04s (1)

Finish Position and metres gained from 800m



Sectionals
Powered by



Home of Australian Harness Sectionals
PJ HARNESS ANALYSER

+ RAW DATA + HORSE REPORTS + FREE FRIDAY FACEBOOK TIP



www.pjdata.com.au | admin@pjdata.com.au | www.facebook.com/PJHarnessRacing

The Racing Queensland Board (trading as Racing Queensland) and provider are not responsible for the completeness or accuracy of any of the information contained herein, and makes no representations about its suitability for any purpose.

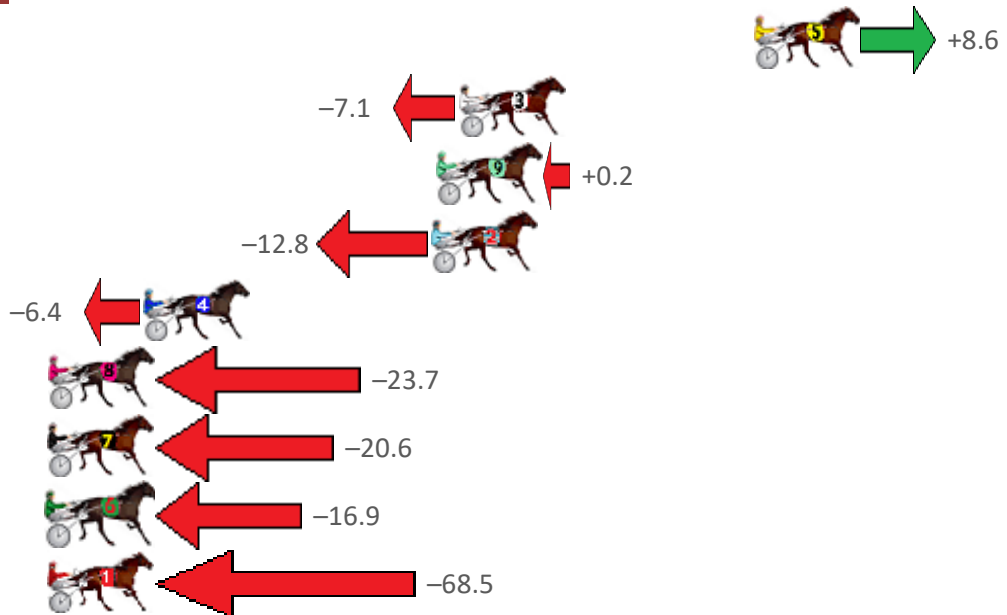
Albion Park Race 9 Distance 2647m

Saturday, 18 September 2021

Gross Time: 3:18.40 MileRate: 1:59.70 LeadTime: 79.10s First Qtr: 29.80s Second Qtr: 30.00s Third Qtr: 30.20s Fourth Qtr: 29.30s

NoHorse	Plc	Margin	Time	800Time (W)	400 Time (W)
5 SIR FAHRENHEIT	1	0.0m	3:18.40	58.86s (1)	29.08s (2)
3 GODOFTHUNDER	2	11.7m	3:19.30	60.03s (0)	29.74s (0)
9 GEE UP NEDDY	3	12.6m	3:19.37	59.49s (1)	29.53s (2)
2 MORE SHADES OF GOL	4	12.8m	3:19.38	60.45s (0)	30.23s (0)
4 FATHER CHRISTMAS	5	24.2m	3:20.26	59.97s (1)	29.97s (2)
8 NORTHERN MUSCLE	6	28.1m	3:20.56	61.25s (1)	31.08s (1)
7 JUSTABITNOISY	7	30.0m	3:20.71	61.02s (0)	30.70s (0)
6 KINGDOM COME	8	33.7m	3:20.99	60.75s (0)	30.71s (1)
1 DOUG	9	148.5m	3:29.81	64.57s (0)	32.10s (0)

Finish Position and metres gained from 800m



Sectionals
Powered by



Home of Australian Harness Sectionals
PJ HARNESS ANALYSER

+ RAW DATA + HORSE REPORTS + FREE FRIDAY FACEBOOK TIP



www.pjdata.com.au | admin@pjdata.com.au | www.facebook.com/PJHarnessRacing

The Racing Queensland Board (trading as Racing Queensland) and provider are not responsible for the completeness or accuracy of any of the information contained herein, and makes no representations about its suitability for any purpose.