

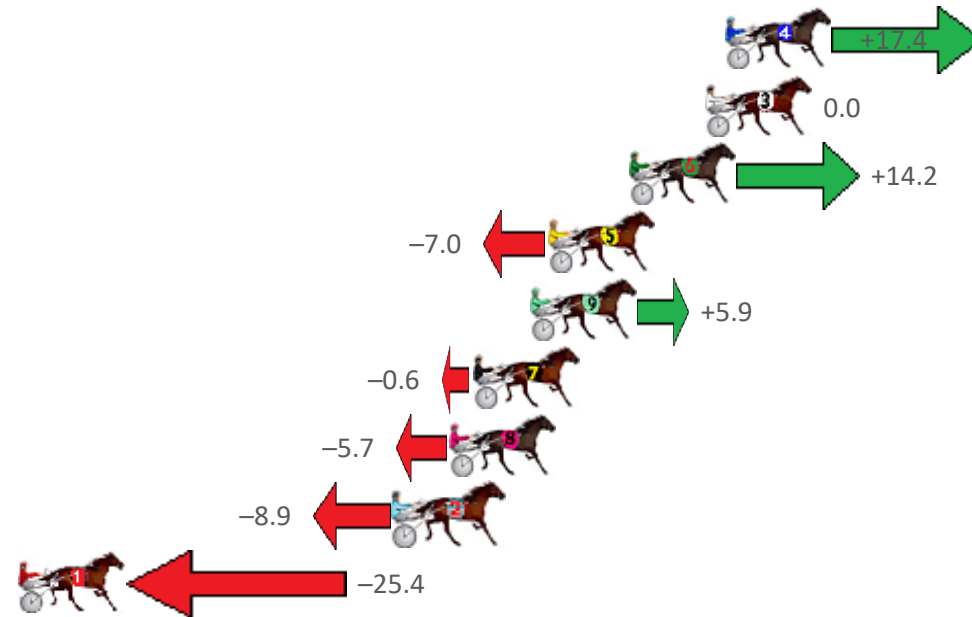
Redcliffe Race 1 Distance 1780m

Monday, 20 September 2021

Gross Time: 2:13.70 MileRate: 2:00.90 LeadTime: 11.30s First Qtr: 31.00s Second Qtr: 31.60s Third Qtr: 29.40s Fourth Qtr: 30.40s

NoHorse	Plc	Margin	Time	800Time (W)	400 Time (W)
4 MISTERRIODEJANEIRO	1	0.0m	2:13.70	58.51s (2)	30.22s (2)
3 JILLIBY GIZMO	2	0.8m	2:13.76	59.80s (1)	30.46s (1)
6 IMA BIRUBI BOY	3	3.8m	2:14.00	58.74s (1)	30.14s (2)
5 ILLAWONG DREAMTIM	4	7.0m	2:14.26	60.32s (0)	30.79s (0)
9 SUBTLE ADVICE	5	7.7m	2:14.31	59.36s (1)	30.12s (2)
7 LA PISTOLA	6	10.0m	2:14.50	59.84s (1)	30.45s (1)
8 MY ULTIMATE HESTON	7	10.9m	2:14.57	60.22s (1)	30.88s (1)
2 OUR PEPPERJACK	8	13.1m	2:14.74	60.46s (0)	30.89s (0)
1 GO JO JOLT	9	34.6m	2:16.45	61.69s (0)	31.68s (0)

Finish Position and metres gained from 800m



Sectionals
Powered by



Home of Australian Harness Sectionals
PJ HARNES ANALYSER

+ RAW DATA + HORSE REPORTS + FREE FRIDAY FACEBOOK TIP



www.pjdata.com.au | admin@pjdata.com.au | www.facebook.com/PJHarnessRacing

The Racing Queensland Board (trading as Racing Queensland) and provider are not responsible for the completeness or accuracy of any of the information contained herein, and makes no representations about its suitability for any purpose.

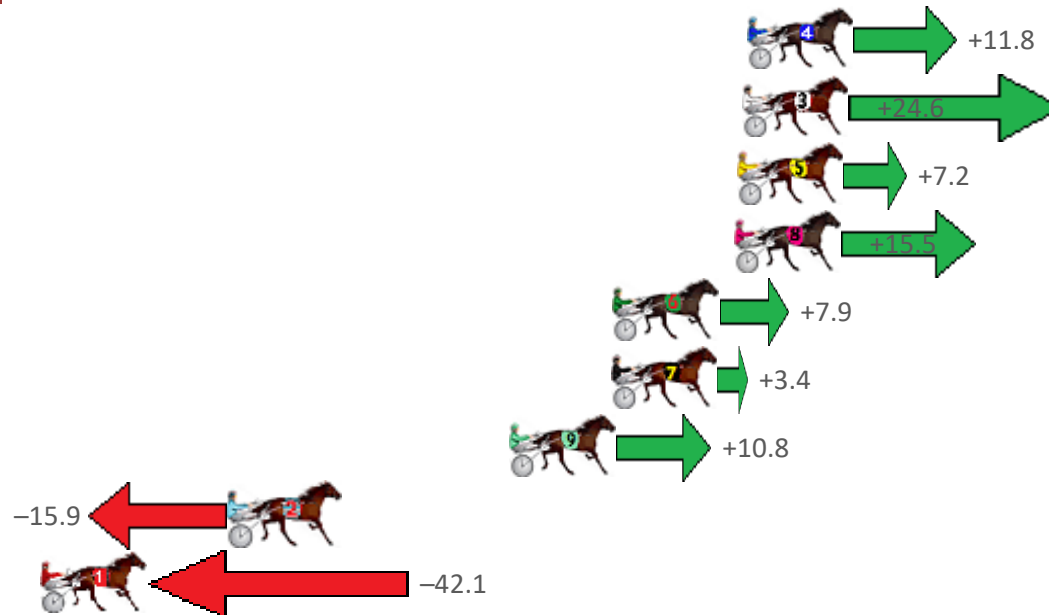
Redcliffe Race 2 Distance 2040m

Monday, 20 September 2021

Gross Time: 2:32.30 MileRate: 2:00.10 LeadTime: 29.80s First Qtr: 29.90s Second Qtr: 30.90s Third Qtr: 31.20s Fourth Qtr: 30.50s

NoHorse	Plc	Margin	Time	800Time (W)	400 Time (W)
4 EL GRAN SENOR	1	0.0m	2:32.30	60.80s (1)	30.05s (1)
3 BLUE MOON RISING	2	0.2m	2:32.32	59.81s (1)	29.48s (2)
5 LIFES BLACK	3	0.4m	2:32.33	61.15s (1)	30.41s (1)
8 NOTORIOUS	4	0.5m	2:32.34	60.51s (1)	30.19s (2)
6 FEEL THE REIGN	5	5.3m	2:32.72	61.09s (0)	30.07s (1)
7 HARPS	6	5.4m	2:32.73	61.44s (0)	30.20s (0)
9 LITTLE CHANGE	7	9.4m	2:33.05	60.87s (1)	30.52s (2)
2 FEELINGFORAMIRACLE	8	20.5m	2:33.94	62.92s (0)	31.71s (0)
1 SO KOOL MASTER	9	42.1m	2:35.66	64.93s (0)	33.69s (0)

Finish Position and metres gained from 800m



Sectionals
Powered by



Home of Australian Harness Sectionals

PJ HARNESS ANALYSER

+ RAW DATA + HORSE REPORTS + FREE FRIDAY FACEBOOK TIP



www.pjdata.com.au | admin@pjdata.com.au | www.facebook.com/PJHarnessRacing

The Racing Queensland Board (trading as Racing Queensland) and provider are not responsible for the completeness or accuracy of any of the information contained herein, and makes no representations about its suitability for any purpose.

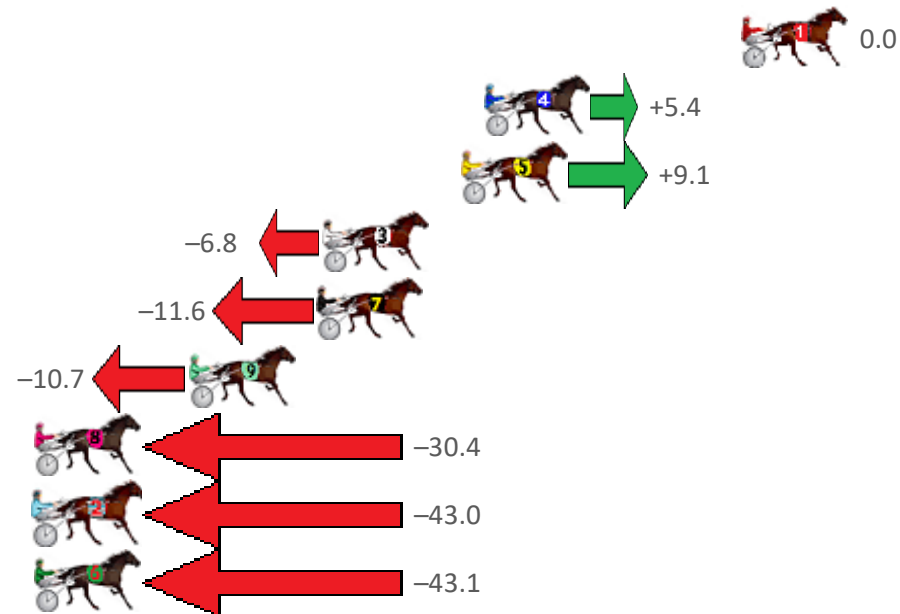
Redcliffe Race 3 Distance 1780m

Monday, 20 September 2021

Gross Time: 2:10.80 MileRate: 1:58.20 LeadTime: 11.90s First Qtr: 29.10s Second Qtr: 30.40s Third Qtr: 29.30s Fourth Qtr: 30.10s

No	Horse	Plc	Margin	Time	800Time (W)	400 Time (W)
1	GELDOF	1	0.0m	2:10.80	59.40s (0)	30.10s (0)
4	GETALOADATHISGIRL	2	10.2m	2:11.60	59.00s (1)	29.59s (2)
5	QUICK STEP	3	11.1m	2:11.68	58.73s (1)	30.05s (2)
3	ALI DOWNUNDER	4	16.6m	2:12.11	59.90s (0)	30.53s (0)
7	PHILADELPHIA FREEDO	5	16.8m	2:12.12	60.26s (0)	30.88s (0)
9	LORIMER LADY	6	21.9m	2:12.53	60.19s (1)	30.75s (1)
8	OUR STELLA ROSE	7	45.2m	2:14.36	61.64s (0)	31.84s (0)
2	PRECIOUS CULLEN	8	48.6m	2:14.63	62.57s (1)	33.09s (1)
6	DENNINGTON HEIGHTS	9	64.1m	2:15.85	62.58s (0)	32.73s (1)

Finish Position and metres gained from 800m



Sectionals
Powered by



Home of Australian Harness Sectionals

PJ HARNESS ANALYSER

+ RAW DATA + HORSE REPORTS + FREE FRIDAY FACEBOOK TIP



www.pjdata.com.au | admin@pjdata.com.au | www.facebook.com/PJHarnessRacing

The Racing Queensland Board (trading as Racing Queensland) and provider are not responsible for the completeness or accuracy of any of the information contained herein, and makes no representations about its suitability for any purpose.

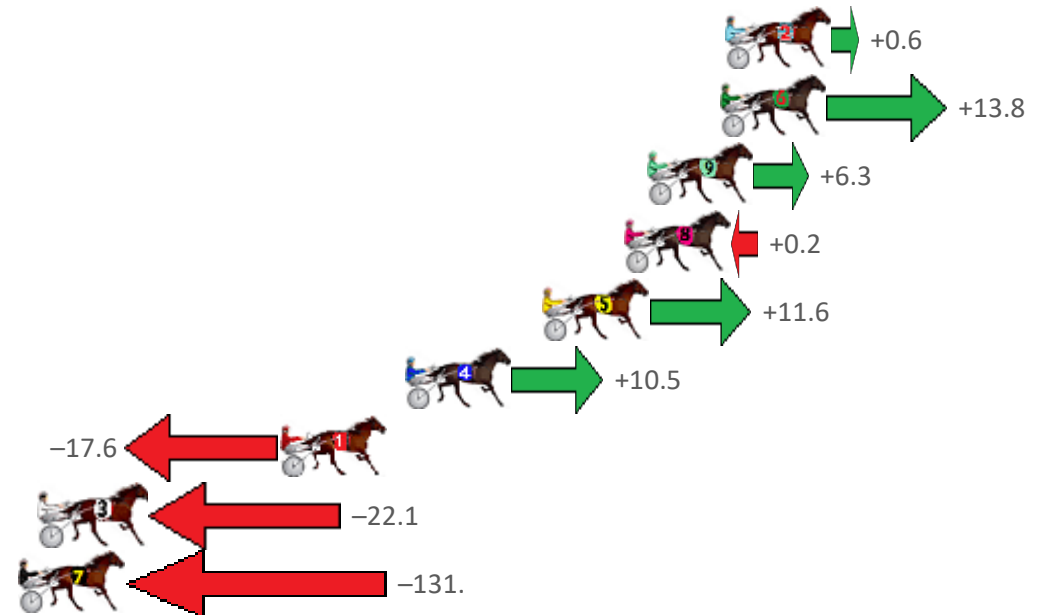
Redcliffe Race 4 Distance 1780m

Monday, 20 September 2021

Gross Time: 2:13.30 MileRate: 2:00.50 LeadTime: 11.60s First Qtr: 29.70s Second Qtr: 32.10s Third Qtr: 29.60s Fourth Qtr: 30.30s

NoHorse	Plc	Margin	Time	800Time (W)	400 Time (W)
2 MAJOR MISCHIEF	1	0.0m	2:13.30	59.86s (1)	30.30s (1)
6 LA SAFRON	2	0.2m	2:13.32	58.87s (1)	29.83s (2)
9 GABBYS IDEAL	3	3.1m	2:13.55	59.43s (1)	30.38s (2)
8 ROCKNROLL DA GAMA	4	4.0m	2:13.62	59.89s (0)	30.28s (0)
5 HIT THE TRACK	5	7.2m	2:13.87	59.04s (1)	30.03s (2)
4 MY ULTIMATE CLIPPA	6	12.7m	2:14.31	59.12s (1)	30.14s (0)
1 MY CHINA DOLL	7	17.6m	2:14.70	61.21s (0)	31.63s (0)
3 ROYAL PRINCESS	8	27.1m	2:15.45	61.55s (1)	31.84s (1)
7 GANGBUSTER	9	145.1m	2:24.81	69.68s (0)	37.46s (0)

Finish Position and metres gained from 800m



Sectionals
Powered by



Home of Australian Harness Sectionals
PJ HARNESS ANALYSER

+ RAW DATA + HORSE REPORTS + FREE FRIDAY FACEBOOK TIP



www.pjdata.com.au | admin@pjdata.com.au | www.facebook.com/PJHarnessRacing

The Racing Queensland Board (trading as Racing Queensland) and provider are not responsible for the completeness or accuracy of any of the information contained herein, and makes no representations about its suitability for any purpose.

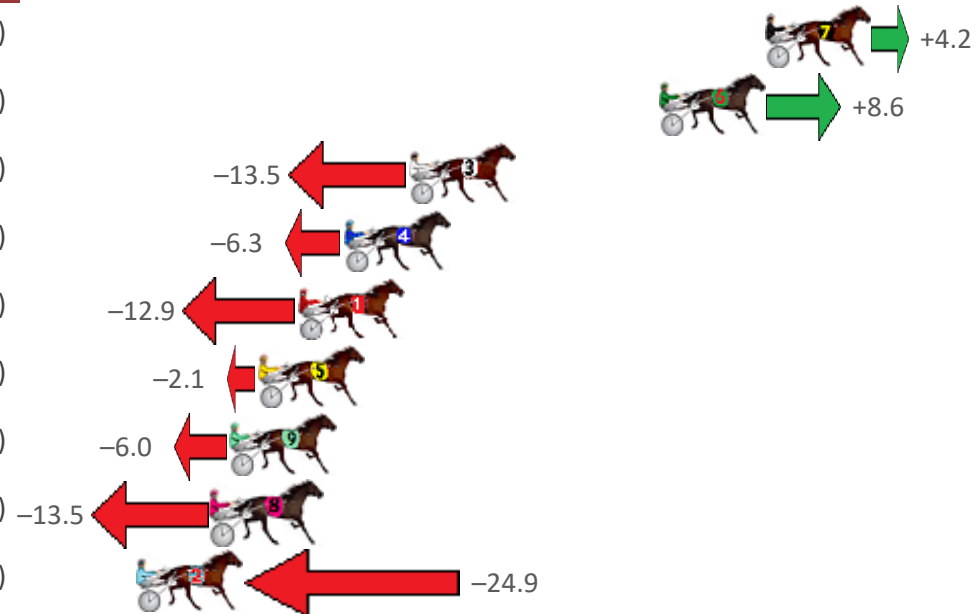
Redcliffe Race 5 Distance 1780m

Monday, 20 September 2021

Gross Time: 2:13.30 MileRate: 2:00.50 LeadTime: 11.30s First Qtr: 30.30s Second Qtr: 32.20s Third Qtr: 29.20s Fourth Qtr: 30.30s

NoHorse	Plc	Margin	Time	800Time (W)	400 Time (W)
7 MISS MIA	1	0.0m	2:13.30	59.19s (0)	29.95s (0)
6 SHOWEM SIMON	2	4.2m	2:13.63	58.86s (0)	29.59s (0)
3 VIEWBYTHEROCK	3	14.1m	2:14.42	60.50s (1)	31.17s (1)
4 BUSTN FEELZ GOOD	4	16.7m	2:14.62	59.97s (1)	30.62s (1)
1 GLITTER STRIP	5	18.5m	2:14.77	60.45s (1)	31.18s (1)
5 NIKALONG HENRY	6	20.1m	2:14.89	59.66s (0)	30.25s (0)
9 CALVERT HOT SHOT	7	21.2m	2:14.98	59.94s (1)	30.84s (2)
8 HOLLYWOOD ROOKI	8	21.9m	2:15.04	60.50s (0)	31.26s (0)
2 KEAYANG SPONGE BOB	9	24.9m	2:15.28	61.34s (0)	32.18s (0)

Finish Position and metres gained from 800m



Sectionals
Powered by



Home of Australian Harness Sectionals
PJ HARNESS ANALYSER

+ RAW DATA + HORSE REPORTS + FREE FRIDAY FACEBOOK TIP



www.pjdata.com.au | admin@pjdata.com.au | www.facebook.com/PJHarnessRacing

The Racing Queensland Board (trading as Racing Queensland) and provider are not responsible for the completeness or accuracy of any of the information contained herein, and makes no representations about its suitability for any purpose.

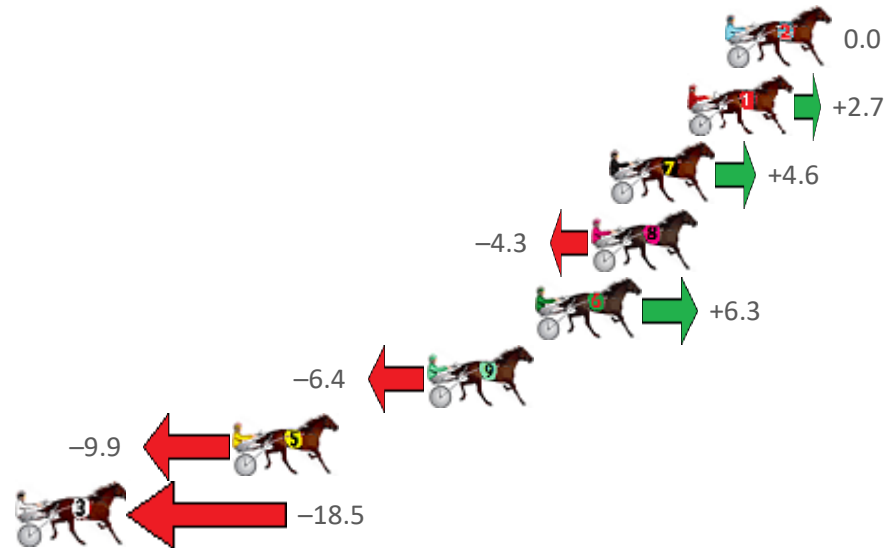
Redcliffe Race 6 Distance 1780m

Monday, 20 September 2021

Gross Time: 2:14.50 MileRate: 2:01.60 LeadTime: 11.70s First Qtr: 31.20s Second Qtr: 31.70s Third Qtr: 29.10s Fourth Qtr: 30.80s

NoHorse	Plc	Margin	Time	800Time (W)	400 Time (W)
2 RISKY BUZINESS	1	0.0m	2:14.50	59.90s (0)	30.80s (0)
1 THREE MACHS	2	1.5m	2:14.62	59.70s (0)	30.53s (0)
7 PURPLE SHADES	3	4.6m	2:14.87	59.56s (0)	30.42s (0)
8 GRETELS GIRL	4	5.3m	2:14.93	60.22s (1)	30.85s (1)
6 ROGER THAT	5	7.5m	2:15.10	59.43s (0)	30.32s (1)
9 ARMA AUGUSTUS	6	11.8m	2:15.45	60.38s (1)	31.17s (2)
5 ALEX TEE	7	19.5m	2:16.07	60.64s (1)	31.30s (2)
3 TRACER BULLET	8	32.7m	2:17.13	61.28s (1)	31.79s (1)

Finish Position and metres gained from 800m



Sectionals
Powered by



Home of Australian Harness Sectionals
PJ HARNESS ANALYSER

+ RAW DATA + HORSE REPORTS + FREE FRIDAY FACEBOOK TIP



www.pjdata.com.au | admin@pjdata.com.au | www.facebook.com/PJHarnessRacing

The Racing Queensland Board (trading as Racing Queensland) and provider are not responsible for the completeness or accuracy of any of the information contained herein, and makes no representations about its suitability for any purpose.

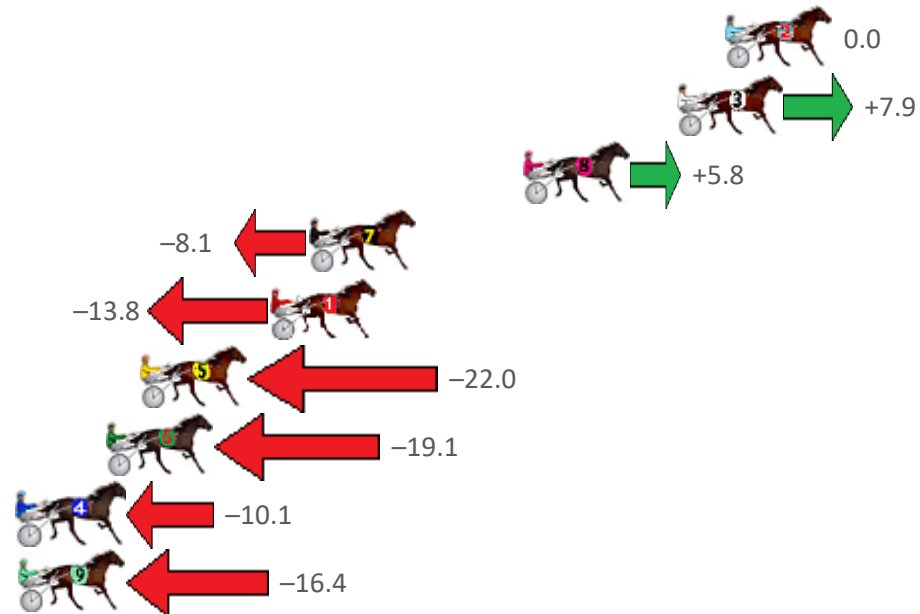
Redcliffe Race 7 Distance 1780m

Monday, 20 September 2021

Gross Time: 2:15.20 MileRate: 2:02.20 LeadTime: 11.60s First Qtr: 30.50s Second Qtr: 32.30s Third Qtr: 30.20s Fourth Qtr: 30.60s

NoHorse	Plc	Margin	Time	800Time (W)	400 Time (W)
2 WAVEDANCER	1	0.0m	2:15.20	60.80s (0)	30.60s (0)
3 ITSMEGS	2	1.9m	2:15.35	60.20s (1)	30.55s (2)
8 CAPTAIN THUNDERBOL	3	8.0m	2:15.84	60.36s (1)	30.58s (2)
7 NOLONGA YOUR CHOIC	4	16.5m	2:16.52	61.41s (0)	31.02s (0)
1 ESSENTIAL THREE	5	18.0m	2:16.64	61.84s (0)	31.48s (0)
5 COURAGEOUS WAYS	6	23.2m	2:17.06	62.46s (1)	32.14s (1)
6 BETTOR WATCH HIM	7	24.5m	2:17.16	62.24s (1)	31.89s (1)
4 EULO FLYER	8	33.7m	2:17.90	61.56s (1)	31.79s (2)
9 MOLLY MONTANA	9	35.6m	2:18.05	62.04s (1)	32.29s (1)

Finish Position and metres gained from 800m



Sectionals
Powered by



Home of Australian Harness Sectionals

PJ HARNESS ANALYSER

+ RAW DATA + HORSE REPORTS + FREE FRIDAY FACEBOOK TIP



www.pjdata.com.au | admin@pjdata.com.au | www.facebook.com/PJHarnessRacing

The Racing Queensland Board (trading as Racing Queensland) and provider are not responsible for the completeness or accuracy of any of the information contained herein, and makes no representations about its suitability for any purpose.

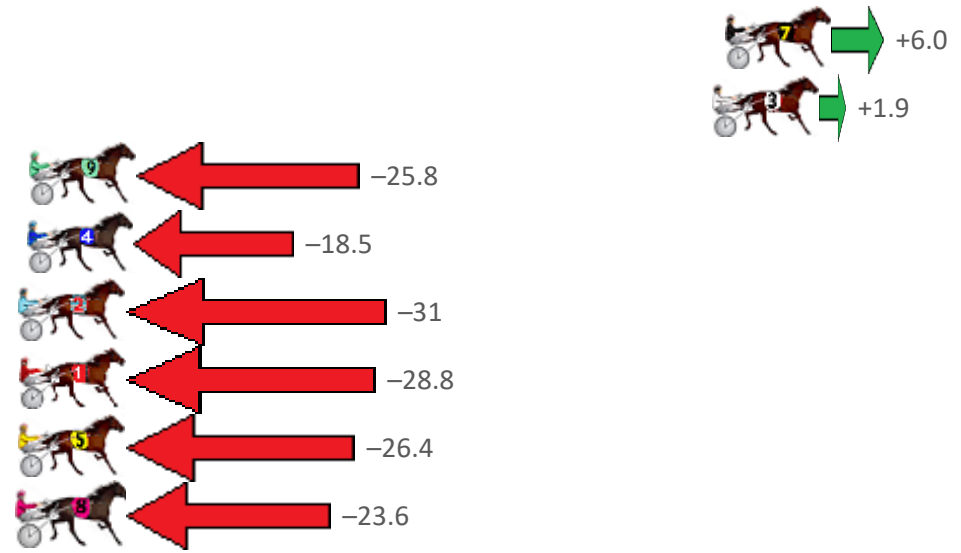
Redcliffe Race 8 Distance 1780m

Monday, 20 September 2021

Gross Time: 2:15.50 MileRate: 2:02.50 LeadTime: 11.60s First Qtr: 30.40s Second Qtr: 32.50s Third Qtr: 29.70s Fourth Qtr: 31.30s

NoHorse	Plc	Margin	Time	800Time (W)	400 Time (W)
7 OUR EDUARDO DENARI	1	0.0m	2:15.50	60.55s (2)	31.11s (3)
3 JOHNROD	2	0.5m	2:15.54	60.86s (1)	31.17s (1)
9 OKANES DEVIL	3	27.6m	2:17.76	62.96s (2)	33.01s (2)
4 MOLLIGUANNA	4	27.7m	2:17.77	62.40s (0)	32.55s (0)
2 BRISKET	5	31.0m	2:18.04	63.35s (0)	33.71s (0)
1 POSER	6	33.0m	2:18.20	63.18s (0)	33.37s (0)
5 DARGOS PET	7	33.6m	2:18.25	63.00s (1)	33.28s (1)
8 MANY DELIGHTS	8	37.4m	2:18.56	62.79s (1)	32.34s (1)

Finish Position and metres gained from 800m



Sectionals
Powered by



Home of Australian Harness Sectionals
PJ HARNESS ANALYSER

+ RAW DATA + HORSE REPORTS + FREE FRIDAY FACEBOOK TIP



www.pjdata.com.au | admin@pjdata.com.au | www.facebook.com/PJHarnessRacing

The Racing Queensland Board (trading as Racing Queensland) and provider are not responsible for the completeness or accuracy of any of the information contained herein, and makes no representations about its suitability for any purpose.

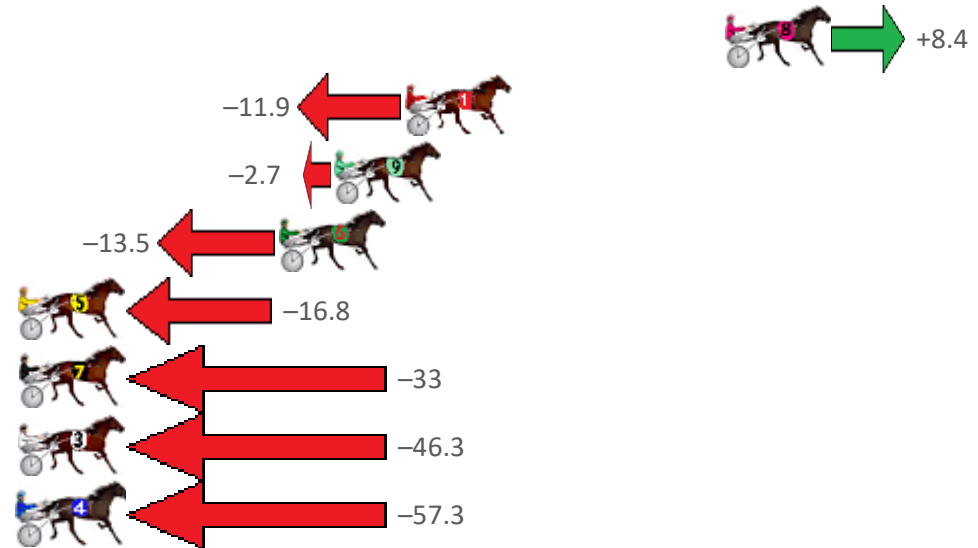
Redcliffe Race 9 Distance 1780m

Monday, 20 September 2021

Gross Time: 2:15.70 MileRate: 2:02.70 LeadTime: 11.40s First Qtr: 31.50s Second Qtr: 31.10s Third Qtr: 30.30s Fourth Qtr: 31.40s

NoHorse	Plc	Margin	Time	800Time (W)	400 Time (W)
8 LITTLEDEE	1	0.0m	2:15.70	61.06s (1)	31.06s (1)
1 AUNTY EMILY	2	12.7m	2:16.74	62.61s (0)	32.39s (0)
9 ELLE JAY	3	15.5m	2:16.97	61.91s (1)	31.75s (2)
6 TRENTLEIGH	4	17.7m	2:17.15	62.74s (1)	32.77s (1)
5 TORQUE TO THE MAX	5	30.0m	2:18.16	62.99s (0)	32.59s (1)
7 CHANG	6	41.6m	2:19.11	64.18s (0)	33.74s (0)
3 DREAMOUTS NIECE	7	51.3m	2:19.91	65.25s (0)	34.81s (0)
4 SCHOOPY	8	57.3m	2:20.40	66.09s (1)	35.05s (1)

Finish Position and metres gained from 800m



Sectionals
Powered by



Home of Australian Harness Sectionals
PJ HARNESS ANALYSER

+ RAW DATA + HORSE REPORTS + FREE FRIDAY FACEBOOK TIP



www.pjdata.com.au | admin@pjdata.com.au | www.facebook.com/PJHarnessRacing

The Racing Queensland Board (trading as Racing Queensland) and provider are not responsible for the completeness or accuracy of any of the information contained herein, and makes no representations about its suitability for any purpose.