

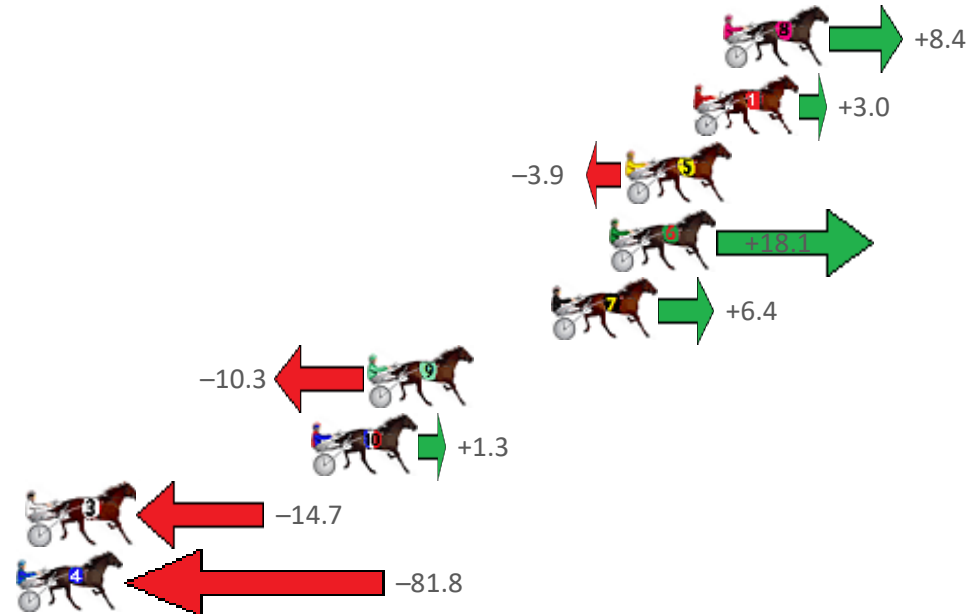
# Albion Park Race 1 Distance 2138m

Saturday, 13 November 2021

Gross Time: 2:34.10 MileRate: 1:56.00 LeadTime: 36.60s First Qtr: 30.00s Second Qtr: 28.70s Third Qtr: 29.70s Fourth Qtr: 29.10s

NoHorse	Plc	Margin	Time	800Time (W)	400 Time (W)
8 ROCKNROLL ICON	1	0.0m	2:34.10	58.19s (0)	28.49s (0)
1 LOMBO HEAVEN	2	1.2m	2:34.19	58.58s (0)	28.88s (0)
5 IDEAL WORLD	3	3.9m	2:34.40	59.09s (0)	29.38s (0)
6 SAM IS PERFECTION	4	4.5m	2:34.44	57.48s (1)	28.30s (2)
7 MISTERFREEZE	5	6.8m	2:34.62	58.33s (0)	28.64s (0)
9 SQUIRE	6	14.1m	2:35.18	59.55s (1)	29.80s (1)
10 OUR MAJOR DAY	7	16.3m	2:35.34	58.70s (1)	29.47s (2)
3 KASH US BACK	8	27.5m	2:36.20	59.87s (1)	30.58s (2)
4 ROCK WITH SAM	9	89.8m	2:40.96	64.78s (1)	34.92s (1)

Finish Position and metres gained from 800m



Sectionals  
Powered by



Home of Australian Harness Sectionals  
**PJ HARNESS ANALYSER**

+ RAW DATA + HORSE REPORTS + FREE FRIDAY FACEBOOK TIP



[www.pjdata.com.au](http://www.pjdata.com.au) | [admin@pjdata.com.au](mailto:admin@pjdata.com.au) | [www.facebook.com/PJHarnessRacing](https://www.facebook.com/PJHarnessRacing)

The Racing Queensland Board (trading as Racing Queensland) and provider are not responsible for the completeness or accuracy of any of the information contained herein, and makes no representations about its suitability for any purpose.

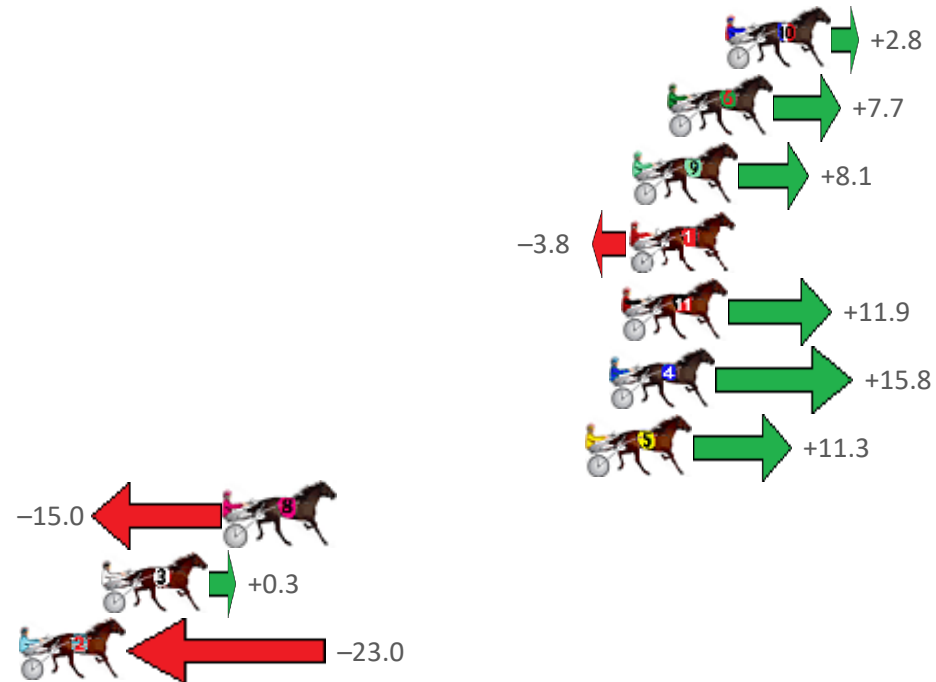
# Albion Park Race 2 Distance 1660m

Saturday, 13 November 2021

Gross Time: 1:57.50 MileRate: 1:53.90 LeadTime: 3.40s First Qtr: 27.30s Second Qtr: 29.00s Third Qtr: 29.00s Fourth Qtr: 28.80s

NoHorse	Plc	Margin	Time	800Time (W)	400 Time (W)
10 MAJORCA	1	0.0m	1:57.50	57.60s (1)	28.66s (1)
6 ROCKS OR DIAMONDS	2	2.3m	1:57.67	57.25s (0)	28.16s (0)
9 OHOKA CHOPPER	3	3.7m	1:57.78	57.22s (1)	28.05s (2)
1 GOING FOR GOLD	4	3.8m	1:57.79	58.07s (0)	29.07s (0)
11 IDEAL ESCAPE	5	4.1m	1:57.81	56.95s (1)	28.95s (2)
4 BRAEBEACH	6	4.6m	1:57.85	56.66s (1)	28.50s (2)
5 LE TISSIER	7	5.5m	1:57.92	56.99s (0)	28.06s (0)
8 BELLA BALL TERROR	8	19.8m	1:59.00	58.88s (0)	29.72s (0)
3 CLASSIE AMERICAN	9	24.7m	1:59.37	57.78s (1)	29.21s (1)
2 THE GENERAL	10	30.2m	1:59.78	59.45s (1)	30.19s (1)

## Finish Position and metres gained from 800m



Sectionals  
Powered by



Home of Australian Harness Sectionals

PJ HARNESS ANALYSER

+ RAW DATA + HORSE REPORTS + FREE FRIDAY FACEBOOK TIP



[www.pjdata.com.au](http://www.pjdata.com.au) | [admin@pjdata.com.au](mailto:admin@pjdata.com.au) | [www.facebook.com/PJHarnessRacing](https://www.facebook.com/PJHarnessRacing)

The Racing Queensland Board (trading as Racing Queensland) and provider are not responsible for the completeness or accuracy of any of the information contained herein, and makes no representations about its suitability for any purpose.


# Albion Park Race 3 Distance 2138m

Saturday, 13 November 2021

Gross Time: 2:34.70 MileRate: 1:56.50 LeadTime: 37.40s First Qtr: 30.40s Second Qtr: 28.10s Third Qtr: 30.20s Fourth Qtr: 28.60s

NoHorse	Plc	Margin	Time	800Time (W)	400 Time (W)
11 GOVERNOR JUJON	1	0.0m	2:34.70	58.65s (1)	28.46s (1)
8 KEAYANG MARVEN	2	3.6m	2:34.97	58.45s (0)	28.26s (0)
1 BOMBADIER JUJON	3	5.7m	2:35.13	58.91s (0)	28.71s (0)
7 IT AINT THE MONEY	4	7.1m	2:35.23	58.82s (1)	28.62s (1)
10 ITALIAN LAD	5	7.8m	2:35.29	59.37s (0)	29.15s (0)
9 ROCK FISHERMAN	6	9.5m	2:35.41	58.34s (1)	28.58s (2)
2 KENSINGTON BILL	7	10.6m	2:35.50	58.62s (0)	28.43s (0)
12 BETTOR VISION	8	12.2m	2:35.62	58.13s (0)	27.92s (0)
6 LIVING AGAIN	9	13.9m	2:35.74	58.56s (0)	28.37s (0)
3 ROLL ONE OVER	10	16.7m	2:35.95	59.17s (1)	28.96s (1)
4 EL GRAN SENOR	11	25.3m	2:36.60	59.19s (1)	29.12s (1)

Finish Position and metres gained from 800m



Sectionals  
Powered by



Home of Australian Harness Sectionals

PJ HARNESS ANALYSER

+ RAW DATA + HORSE REPORTS + FREE FRIDAY FACEBOOK TIP



www.pjdata.com.au | admin@pjdata.com.au | www.facebook.com/PJHarnessRacing

The Racing Queensland Board (trading as Racing Queensland) and provider are not responsible for the completeness or accuracy of any of the information contained herein, and makes no representations about its suitability for any purpose.

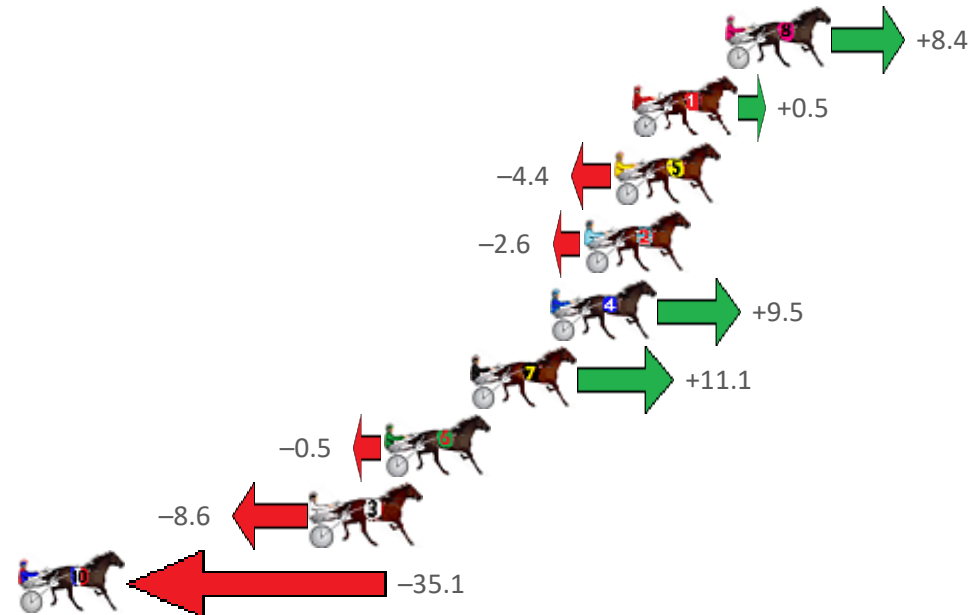
# Albion Park Race 4 Distance 2138m

Saturday, 13 November 2021

Gross Time: 2:34.50 MileRate: 1:56.30 LeadTime: 38.40s First Qtr: 30.70s Second Qtr: 28.90s Third Qtr: 28.10s Fourth Qtr: 28.40s

NoHorse	Plc	Margin	Time	800Time (W)	400 Time (W)
8 MONTANA FLASH	1	0.0m	2:34.50	55.91s (0)	27.81s (0)
1 SCOTCH EN ICE	2	3.7m	2:34.78	56.46s (0)	28.36s (0)
5 BIG WHEELS	3	4.4m	2:34.83	56.81s (0)	28.71s (0)
2 CAPTAIN NEMO	4	5.6m	2:34.92	56.68s (1)	28.64s (1)
4 ALTA SENSATION	5	6.9m	2:35.01	55.83s (1)	27.81s (0)
7 MANILA PLAYBOY	6	10.1m	2:35.25	55.72s (1)	28.04s (3)
6 GENERAL MONTANA	7	13.5m	2:35.51	56.54s (0)	28.49s (1)
3 LOVE YOUR WORK	8	16.4m	2:35.72	57.10s (1)	28.99s (1)
10 ITZ CHEROKEE JACK	9	47.3m	2:38.03	58.97s (1)	30.62s (2)

Finish Position and metres gained from 800m



Sectionals  
Powered by



Home of Australian Harness Sectionals  
**PJ HARNESS ANALYSER**

+ RAW DATA + HORSE REPORTS + FREE FRIDAY FACEBOOK TIP



[www.pjdata.com.au](http://www.pjdata.com.au) | [admin@pjdata.com.au](mailto:admin@pjdata.com.au) | [www.facebook.com/PJHarnessRacing](https://www.facebook.com/PJHarnessRacing)

The Racing Queensland Board (trading as Racing Queensland) and provider are not responsible for the completeness or accuracy of any of the information contained herein, and makes no representations about its suitability for any purpose.

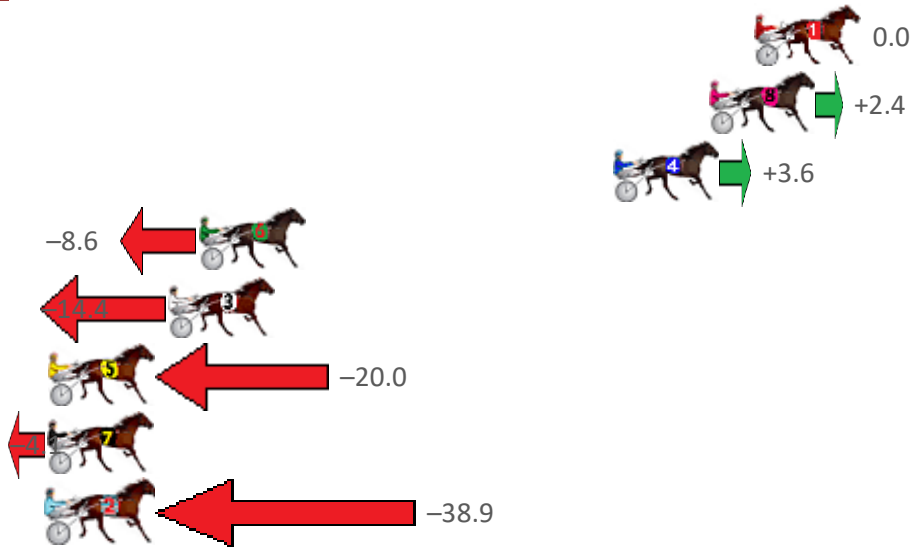
# Albion Park Race 5 Distance 1660m

Saturday, 13 November 2021

Gross Time: 1:58.90 MileRate: 1:55.20 LeadTime: 3.40s First Qtr: 28.20s Second Qtr: 31.20s Third Qtr: 28.90s Fourth Qtr: 27.20s

NoHorse	Plc	Margin	Time	800Time (W)	400 Time (W)
1 LEAP TO FAME	1	0.0m	1:58.90	56.10s (0)	27.20s (0)
8 RACY ROXY	2	1.8m	1:59.03	55.93s (0)	27.04s (0)
4 O B LEGAL	3	5.6m	1:59.30	55.85s (0)	27.00s (0)
6 TEDDY DISCO	4	22.0m	2:00.48	56.70s (1)	28.20s (1)
3 AWAYWEGO	5	23.2m	2:00.56	57.10s (1)	28.58s (1)
5 MISTY CREEK	6	34.0m	2:01.34	57.49s (0)	28.65s (1)
7 ITS BACK PAGE NEWS	7	54.1m	2:02.77	56.39s (0)	27.48s (0)
2 BANGKOK DEEJAY	8	57.7m	2:03.03	58.81s (0)	29.97s (0)

Finish Position and metres gained from 800m



Sectionals  
Powered by



Home of Australian Harness Sectionals  
**PJ HARNESS ANALYSER**

+ RAW DATA + HORSE REPORTS + FREE FRIDAY FACEBOOK TIP



[www.pjdata.com.au](http://www.pjdata.com.au) | [admin@pjdata.com.au](mailto:admin@pjdata.com.au) | [www.facebook.com/PJHarnessRacing](https://www.facebook.com/PJHarnessRacing)

The Racing Queensland Board (trading as Racing Queensland) and provider are not responsible for the completeness or accuracy of any of the information contained herein, and makes no representations about its suitability for any purpose.

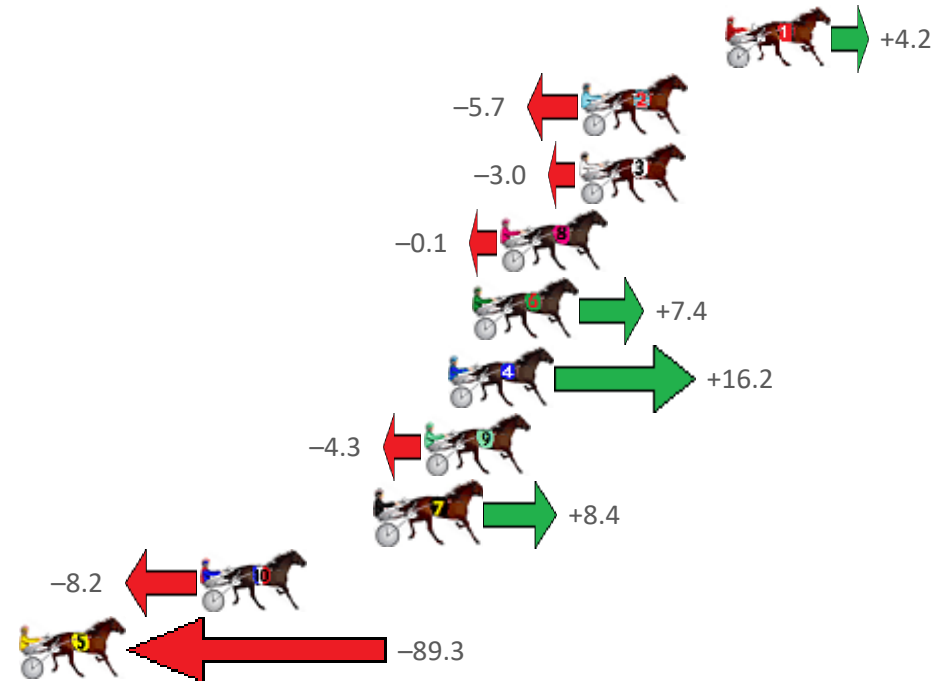
# Albion Park Race 6 Distance 1660m

Saturday, 13 November 2021

Gross Time: 1:56.80 MileRate: 1:53.20 LeadTime: 3.40s First Qtr: 27.90s Second Qtr: 29.30s Third Qtr: 28.10s Fourth Qtr: 28.10s

NoHorse	Plc	Margin	Time	800Time (W)	400 Time (W)
1 FAME ASSURED	1	0.0m	1:56.80	55.91s (0)	27.76s (0)
2 SCARLET BABE	2	5.7m	1:57.22	56.60s (0)	28.50s (0)
3 THE STUNNING NUN	3	5.8m	1:57.23	56.41s (1)	28.41s (1)
8 BLISSFULL LILLY	4	8.9m	1:57.46	56.21s (0)	28.04s (0)
6 JERADAS DELIGHT	5	10.0m	1:57.54	55.68s (1)	27.54s (2)
4 WAHS FIRE BUG	6	11.0m	1:57.61	55.07s (1)	27.60s (0)
9 CHEESANDKISSES	7	11.9m	1:57.68	56.50s (1)	28.33s (1)
7 FOND MEMORIES	8	13.8m	1:57.82	55.61s (1)	27.81s (1)
10 SWEET JEMMA	9	20.8m	1:58.34	56.77s (1)	28.59s (1)
5 KATAMACH	10	115.7m	2:05.35	62.44s (0)	33.04s (0)

Finish Position and metres gained from 800m



Sectionals  
Powered by



Home of Australian Harness Sectionals

PJ HARNESS ANALYSER

+ RAW DATA + HORSE REPORTS + FREE FRIDAY FACEBOOK TIP



www.pjdata.com.au | admin@pjdata.com.au | www.facebook.com/PJHarnessRacing

The Racing Queensland Board (trading as Racing Queensland) and provider are not responsible for the completeness or accuracy of any of the information contained herein, and makes no representations about its suitability for any purpose.

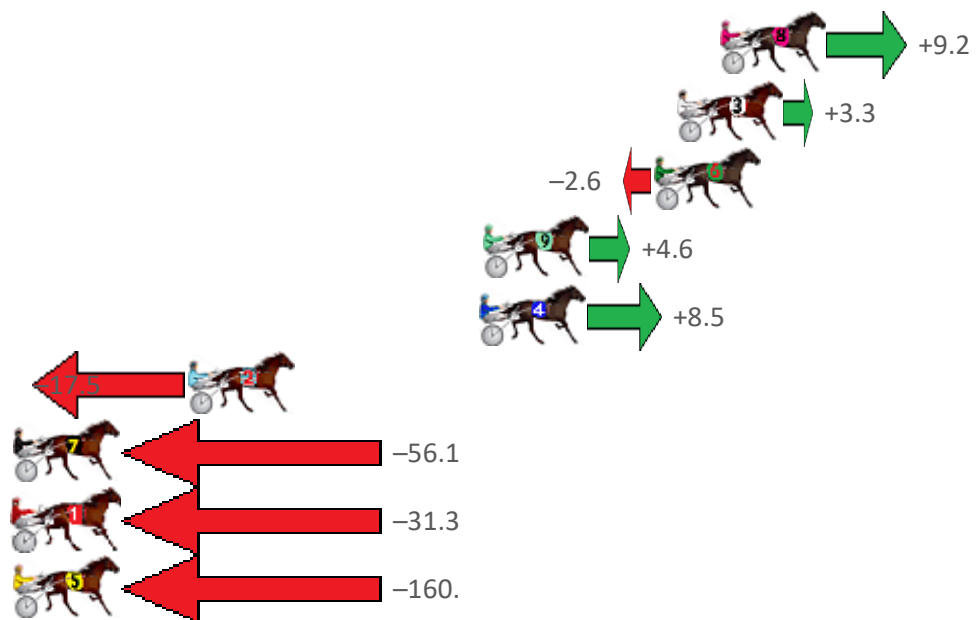
# Albion Park Race 7 Distance 1660m

Saturday, 13 November 2021

Gross Time: 2:01.40 MileRate: 1:57.70 LeadTime: 3.40s First Qtr: 28.60s Second Qtr: 31.20s Third Qtr: 29.10s Fourth Qtr: 29.10s

NoHorse	Plc	Margin	Time	800Time (W)	400 Time (W)
8 SIR FAHRENHEIT	1	0.0m	2:01.40	57.53s (0)	28.45s (0)
3 RED CASTLETON	2	1.7m	2:01.53	57.96s (0)	28.88s (0)
6 MAJESTIC SIMON	3	2.6m	2:01.60	58.39s (0)	29.29s (0)
9 JUSTABITNOISY	4	9.4m	2:02.12	57.87s (0)	28.81s (0)
4 KINGDOM COME	5	9.5m	2:02.13	57.59s (1)	28.59s (1)
2 STRESS FACTOR	6	21.1m	2:03.01	59.47s (1)	30.00s (1)
7 DOUG	7	69.1m	2:06.68	62.26s (1)	32.81s (2)
1 CLAUDYS PRINCE	8	106.3m	2:09.52	60.46s (0)	31.00s (0)
5 VAN SANK	9	168.2m	2:14.24	69.77s (1)	40.39s (2)

Finish Position and metres gained from 800m



Sectionals  
Powered by



Home of Australian Harness Sectionals

PJ HARNESS ANALYSER

+ RAW DATA + HORSE REPORTS + FREE FRIDAY FACEBOOK TIP



www.pjdata.com.au | admin@pjdata.com.au | www.facebook.com/PJHarnessRacing

The Racing Queensland Board (trading as Racing Queensland) and provider are not responsible for the completeness or accuracy of any of the information contained herein, and makes no representations about its suitability for any purpose.


# Albion Park Race 8 Distance 2138m

Saturday, 13 November 2021

Gross Time: 2:31.90 MileRate: 1:54.40 LeadTime: 37.70s First Qtr: 29.70s Second Qtr: 29.50s Third Qtr: 28.10s Fourth Qtr: 26.90s

NoHorse	Plc	Margin	Time	800Time (W)	400 Time (W)
3 MACH DA VINCI	1	0.0m	2:31.90	55.00s (0)	26.90s (0)
4 TURN IT UP	2	2.0m	2:32.04	54.82s (0)	26.69s (0)
6 MAJESTIC CRUISER	3	10.2m	2:32.62	55.08s (1)	26.98s (1)
8 BLACKSADANCE	4	10.4m	2:32.64	54.73s (0)	26.43s (0)
1 NORTHVIEW HUSTLER	5	12.2m	2:32.76	55.18s (0)	26.95s (0)
13 L L COOL J	6	14.6m	2:32.93	54.70s (0)	26.39s (0)
5 MAKE MINE MEMPHIS	7	15.8m	2:33.02	55.16s (1)	27.01s (1)
9 SPEECH IS SILVER	8	17.9m	2:33.17	55.90s (1)	27.78s (1)
2 KANENA PROVLIMA	9	21.8m	2:33.45	55.27s (1)	27.10s (1)
11 WILL THE WIZARD	10	27.2m	2:33.83	55.55s (2)	27.84s (2)
10 COLT THIRTY ONE	11	27.8m	2:33.87	55.92s (2)	28.18s (2)
12 CLINTAL DO	12	28.0m	2:33.88	55.27s (2)	27.57s (2)

Finish Position and metres gained from 800m



Sectionals  
Powered by



Home of Australian Harness Sectionals  
**PJ HARNESS ANALYSER**

+ RAW DATA + HORSE REPORTS + FREE FRIDAY FACEBOOK TIP



[www.pjdata.com.au](http://www.pjdata.com.au) | [admin@pjdata.com.au](mailto:admin@pjdata.com.au) | [www.facebook.com/PJHarnessRacing](https://www.facebook.com/PJHarnessRacing)

The Racing Queensland Board (trading as Racing Queensland) and provider are not responsible for the completeness or accuracy of any of the information contained herein, and makes no representations about its suitability for any purpose.




# Albion Park Race 9 Distance 2138m

Saturday, 13 November 2021

Gross Time: 2:35.00 MileRate: 1:56.70 LeadTime: 36.90s First Qtr: 30.40s Second Qtr: 29.00s Third Qtr: 29.60s Fourth Qtr: 29.10s

NoHorse	Plc	Margin	Time	800Time (W)	400 Time (W)
8 LADY AVANA	1	0.0m	2:35.00	57.72s (0)	28.13s (0)
2 JASPER	2	0.8m	2:35.06	58.42s (0)	28.83s (0)
1 CATCH PHRASE	3	1.9m	2:35.15	58.17s (0)	28.57s (0)
3 CHRISSY CHIC	4	3.0m	2:35.23	58.92s (0)	29.32s (0)
7 TYPHOON TORQUE	5	17.1m	2:36.31	58.81s (1)	29.02s (0)
6 SHES MISS DEVINE	6	26.7m	2:37.04	60.53s (1)	30.66s (1)
5 WOODLANDS ROSE	7	28.7m	2:37.19	59.96s (1)	30.26s (2)
4 SPEED OF SOUND	8	44.2m	2:38.37	61.43s (1)	31.39s (1)

Finish Position and metres gained from 800m



Sectionals  
Powered by



Home of Australian Harness Sectionals

PJ HARNESS ANALYSER

+ RAW DATA + HORSE REPORTS + FREE FRIDAY FACEBOOK TIP



[www.pjdata.com.au](http://www.pjdata.com.au) | [admin@pjdata.com.au](mailto:admin@pjdata.com.au) | [www.facebook.com/PJHarnessRacing](https://www.facebook.com/PJHarnessRacing)

The Racing Queensland Board (trading as Racing Queensland) and provider are not responsible for the completeness or accuracy of any of the information contained herein, and makes no representations about its suitability for any purpose.

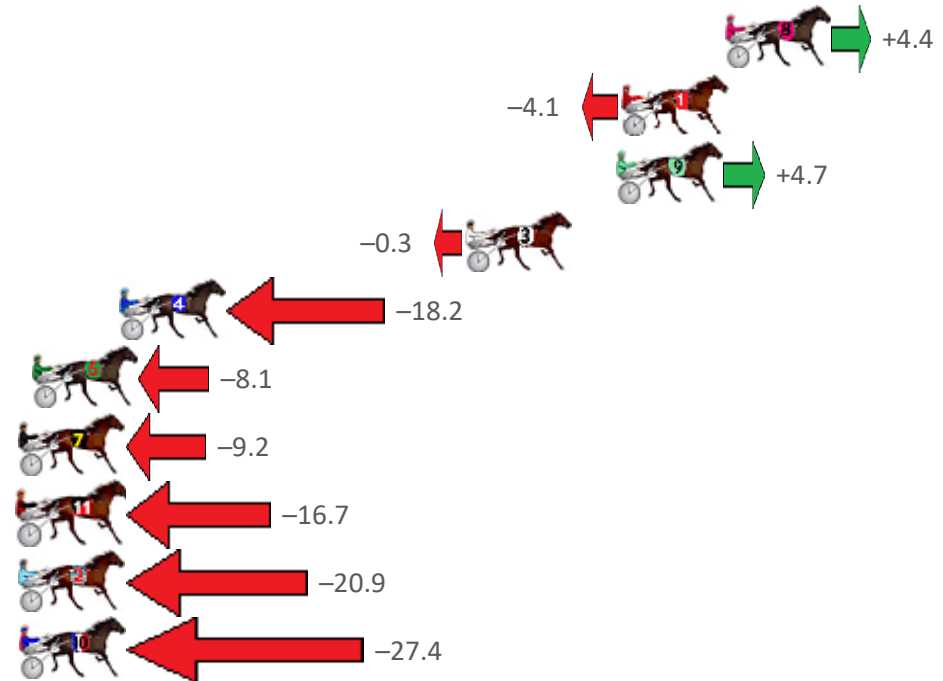
# Albion Park Race 10 Distance 2138m

Saturday, 13 November 2021

Gross Time: 2:35.30 MileRate: 1:56.90 LeadTime: 38.50s First Qtr: 29.80s Second Qtr: 30.20s Third Qtr: 28.40s Fourth Qtr: 28.40s

NoHorse	Plc	Margin	Time	800Time (W)	400 Time (W)
8 BALDUCCI	1	0.0m	2:35.30	56.49s (0)	28.08s (0)
1 GLENEAGLE WARRIOR	2	4.1m	2:35.61	57.09s (0)	28.69s (0)
9 CONVAIR HUSTLER	3	4.3m	2:35.62	56.47s (0)	27.97s (0)
3 MEGA STAR	4	10.3m	2:36.07	56.82s (1)	28.36s (2)
4 FIRST STRING	5	24.0m	2:37.09	58.08s (1)	29.49s (1)
6 RECIPE FOR DREAMING	6	27.5m	2:37.35	57.37s (1)	28.92s (2)
7 A KERRY MAN	7	32.8m	2:37.75	57.45s (1)	28.95s (1)
11 RING THE TILL	8	34.7m	2:37.89	57.98s (0)	29.23s (0)
2 WOODLANDS WONDER	9	35.7m	2:37.96	58.28s (1)	29.71s (1)
10 CALVERT HOT SHOT	10	41.0m	2:38.36	58.73s (0)	30.02s (0)

Finish Position and metres gained from 800m



Sectionals  
Powered by



Home of Australian Harness Sectionals  
**PJ HARNESS ANALYSER**

+ RAW DATA + HORSE REPORTS + FREE FRIDAY FACEBOOK TIP



[www.pjdata.com.au](http://www.pjdata.com.au) | [admin@pjdata.com.au](mailto:admin@pjdata.com.au) | [www.facebook.com/PJHarnessRacing](https://www.facebook.com/PJHarnessRacing)

The Racing Queensland Board (trading as Racing Queensland) and provider are not responsible for the completeness or accuracy of any of the information contained herein, and makes no representations about its suitability for any purpose.