

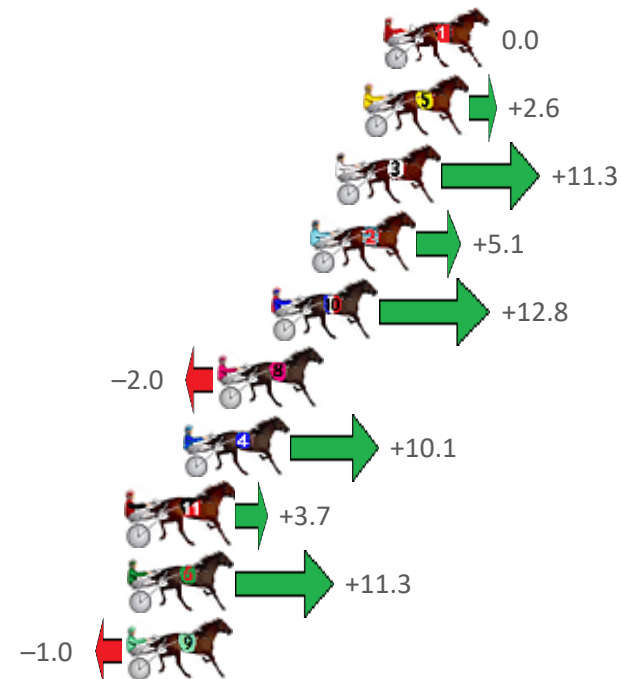
Albion Park Race 1 Distance 2138m

Friday, 26 November 2021

Gross Time: 2:34.30 MileRate: 1:56.20 LeadTime: 37.70s First Qtr: 29.50s Second Qtr: 30.30s Third Qtr: 28.70s Fourth Qtr: 28.10s

NoHorse	Plc	Margin	Time	800Time (W)	400 Time (W)
1 ARTFUL MAID	1	0.0m	2:34.30	56.80s (0)	28.10s (0)
5 KEAYANG MARVEN	2	0.8m	2:34.36	56.62s (1)	27.92s (1)
3 OUR BALOU	3	1.9m	2:34.44	56.00s (1)	27.31s (1)
2 THE ROCKNROLL KING	4	2.9m	2:34.51	56.44s (1)	27.73s (1)
10 STOMPPEM	5	4.4m	2:34.62	55.90s (1)	27.19s (1)
8 LIAM NEIL	6	6.6m	2:34.79	56.94s (0)	28.14s (0)
4 LETTERKENNY BOY	7	7.9m	2:34.88	56.09s (0)	27.23s (0)
11 BETTOR VISION	8	10.1m	2:35.05	56.54s (0)	27.67s (0)
6 MARK OF INTEGRITY	9	10.1m	2:35.05	56.00s (1)	27.30s (1)
9 ARTHUR LOWE	10	10.2m	2:35.05	56.87s (0)	28.04s (0)

Finish Position and metres gained from 800m



Sectionals
Powered by



Home of Australian Harness Sectionals

PJ HARNESS ANALYSER

+ RAW DATA + HORSE REPORTS + FREE FRIDAY FACEBOOK TIP



www.pjdata.com.au | admin@pjdata.com.au | www.facebook.com/PJHarnessRacing

The Racing Queensland Board (trading as Racing Queensland) and provider are not responsible for the completeness or accuracy of any of the information contained herein, and makes no representations about its suitability for any purpose.

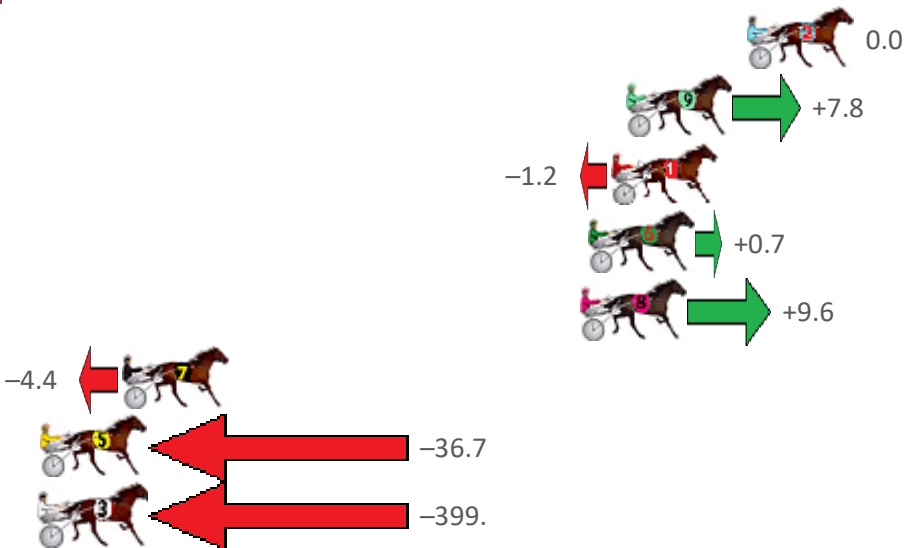
Albion Park Race 2 Distance 1660m

Friday, 26 November 2021

Gross Time: 1:57.90 MileRate: 1:54.30 LeadTime: 3.50s First Qtr: 28.80s Second Qtr: 28.90s Third Qtr: 28.60s Fourth Qtr: 28.10s

NoHorse	Plc	Margin	Time	800Time (W)	400 Time (W)
2 CHEESANDKISSES	1	0.0m	1:57.90	56.70s (0)	28.10s (0)
9 OHOKA JIMMY	2	4.8m	1:58.25	56.15s (0)	27.37s (0)
1 TEARAWAY DIAMOND	3	5.4m	1:58.30	56.78s (0)	28.14s (0)
6 HENRY HU	4	6.3m	1:58.37	56.65s (1)	28.29s (1)
8 BLISSFULL LILLY	5	6.6m	1:58.39	56.02s (1)	27.56s (1)
7 NOTORIOUS	6	24.8m	1:59.73	57.01s (1)	28.48s (1)
5 KURAHAUPO GAMBLER	7	101.7m	2:05.41	59.29s (0)	30.66s (0)
3 DANCELIKEANANGEL	8	410.8m	2:28.24	84.84s (1)	56.06s (1)

Finish Position and metres gained from 800m



Sectionals
Powered by



Home of Australian Harness Sectionals

PJ HARNESS ANALYSER

+ RAW DATA + HORSE REPORTS + FREE FRIDAY FACEBOOK TIP



www.pjdata.com.au | admin@pjdata.com.au | www.facebook.com/PJHarnessRacing

The Racing Queensland Board (trading as Racing Queensland) and provider are not responsible for the completeness or accuracy of any of the information contained herein, and makes no representations about its suitability for any purpose.


Albion Park Race 3 Distance 2138m

Friday, 26 November 2021

Gross Time: 2:38.40 MileRate: 1:59.20 LeadTime: 40.10s First Qtr: 32.20s Second Qtr: 29.60s Third Qtr: 28.80s Fourth Qtr: 27.70s

NoHorse	Plc	Margin	Time	800Time (W)	400 Time (W)
5 SCOTCH EN ICE	1	0.0m	2:38.40	55.08s (1)	27.40s (2)
2 SHADOW MINISTER	2	2.1m	2:38.55	56.65s (0)	27.84s (0)
1 BOLTA	3	2.6m	2:38.59	56.39s (0)	27.58s (0)
7 MISTER DIAMOND	4	3.1m	2:38.63	56.54s (1)	27.87s (1)
8 IN CHEVRON WE TRUST	5	4.4m	2:38.72	56.21s (0)	27.37s (0)
3 SWEET LOMBO	6	6.1m	2:38.84	56.45s (1)	27.79s (1)
10 LITTLE CHANGE	7	8.3m	2:39.00	56.16s (0)	27.35s (0)
6 IL MAXIMUS	8	8.7m	2:39.03	55.86s (0)	27.29s (1)
9 ROYAL OBSESSION	9	10.0m	2:39.13	56.12s (1)	27.60s (2)
4 BONNIES CAM	10	10.2m	2:39.14	56.43s (1)	27.76s (1)

Finish Position and metres gained from 800m



Sectionals
Powered by



Home of Australian Harness Sectionals
PJ HARNESS ANALYSER

+ RAW DATA + HORSE REPORTS + FREE FRIDAY FACEBOOK TIP



www.pjdata.com.au | admin@pjdata.com.au | www.facebook.com/PJHarnessRacing

The Racing Queensland Board (trading as Racing Queensland) and provider are not responsible for the completeness or accuracy of any of the information contained herein, and makes no representations about its suitability for any purpose.


Albion Park Race 4 Distance 1660m

Friday, 26 November 2021

Gross Time: 1:57.80 MileRate: 1:54.20 LeadTime: 3.50s First Qtr: 29.10s Second Qtr: 29.60s Third Qtr: 27.90s Fourth Qtr: 27.70s

NoHorse	Plc	Margin	Time	800Time (W)	400 Time (W)
2 A WHOLE LOTTA ROSIE	1	0.0m	1:57.80	55.60s (0)	27.70s (0)
6 CONGO LINE	2	1.8m	1:57.93	55.49s (1)	27.73s (1)
4 LAVAZZA	3	6.6m	1:58.28	55.52s (1)	27.73s (1)
1 MISTERRIODEJANEIRO	4	7.5m	1:58.35	55.81s (0)	27.93s (0)
8 SHEZ GOT BLING	5	8.7m	1:58.43	55.61s (0)	27.72s (0)
9 AKARANA PRINCE	6	11.5m	1:58.64	55.54s (1)	27.76s (1)
3 TORQUE IS MY GIRL	7	15.7m	1:58.94	55.76s (0)	27.79s (0)
10 FEEL THE THUNDER	8	15.7m	1:58.94	55.55s (1)	27.73s (1)
5 RINGOS A STAR	9	16.4m	1:58.99	55.28s (1)	27.48s (1)
7 IFOUNDTHEBEACH	10	23.1m	1:59.48	55.97s (0)	28.00s (0)

Finish Position and metres gained from 800m



Sectionals
Powered by



Home of Australian Harness Sectionals

PJ HARNESS ANALYSER

+ RAW DATA + HORSE REPORTS + FREE FRIDAY FACEBOOK TIP



www.pjdata.com.au | admin@pjdata.com.au | www.facebook.com/PJHarnessRacing

The Racing Queensland Board (trading as Racing Queensland) and provider are not responsible for the completeness or accuracy of any of the information contained herein, and makes no representations about its suitability for any purpose.

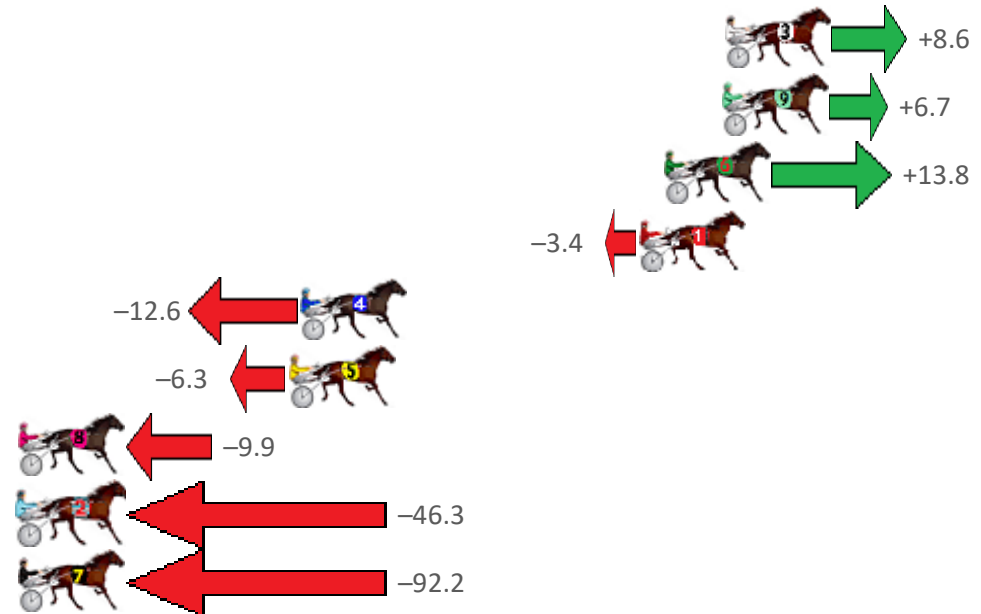
Albion Park Race 5 Distance 2138m

Friday, 26 November 2021

Gross Time: 2:34.40 MileRate: 1:56.20 LeadTime: 36.60s First Qtr: 29.30s Second Qtr: 29.50s Third Qtr: 29.40s Fourth Qtr: 29.60s

NoHorse	Plc	Margin	Time	800Time (W)	400 Time (W)
3 MOLLYS SECRET	1	0.0m	2:34.40	58.37s (0)	28.83s (0)
9 GOING FOR GOLD	2	0.1m	2:34.41	58.51s (1)	29.40s (1)
6 GLENLEDI BOY	3	2.4m	2:34.59	57.99s (1)	28.72s (3)
1 WILLIEWA LIGHTNING	4	3.4m	2:34.66	59.25s (0)	29.85s (0)
4 BANGKOK BRAVADO	5	16.8m	2:35.70	59.92s (0)	30.39s (0)
5 TORQUE WITH ESTEEM	6	17.3m	2:35.74	59.46s (1)	30.00s (2)
8 ROCKSLIDE	7	43.9m	2:37.81	59.73s (0)	30.03s (0)
2 DOLLARBILL	8	48.7m	2:38.18	62.40s (1)	32.17s (1)
7 ROCKNROLL DUDE	9	242.2m	2:53.19	65.76s (0)	32.71s (0)

Finish Position and metres gained from 800m



Sectionals
Powered by



Home of Australian Harness Sectionals
PJ HARNESS ANALYSER

+ RAW DATA + HORSE REPORTS + FREE FRIDAY FACEBOOK TIP



www.pjdata.com.au | admin@pjdata.com.au | www.facebook.com/PJHarnessRacing

The Racing Queensland Board (trading as Racing Queensland) and provider are not responsible for the completeness or accuracy of any of the information contained herein, and makes no representations about its suitability for any purpose.

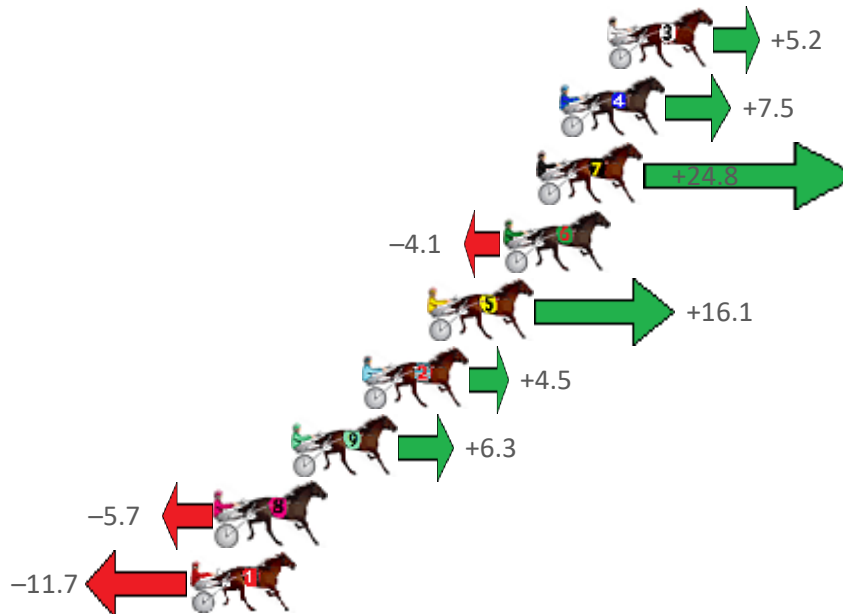
Albion Park Race 6 Distance 1660m

Friday, 26 November 2021

Gross Time: 1:59.00 MileRate: 1:55.30 LeadTime: 3.50s First Qtr: 27.90s Second Qtr: 30.30s Third Qtr: 28.50s Fourth Qtr: 28.80s

NoHorse	Plc	Margin	Time	800Time (W)	400 Time (W)
3 MAJOR MISCHIEF	1	0.0m	1:59.00	56.93s (1)	28.54s (1)
4 FAIRIESDELIGHT	2	1.9m	1:59.14	56.77s (1)	28.68s (2)
7 DOCTA FEELGOOD	3	2.8m	1:59.21	55.53s (1)	27.53s (2)
6 REMEMBER ME NOW	4	4.1m	1:59.31	57.59s (0)	29.09s (0)
5 GOLDEN LACE	5	7.1m	1:59.54	56.15s (1)	28.13s (2)
2 BUKTHSYSTEM	6	9.7m	1:59.73	56.98s (1)	28.65s (1)
9 GLENLEDI COMMANDE	7	12.5m	1:59.94	56.85s (1)	28.82s (2)
8 TEE JAY CEE	8	15.5m	2:00.17	57.71s (0)	29.08s (0)
1 DOOLITTLE DOOZZIE	9	16.5m	2:00.25	58.13s (0)	29.45s (0)

Finish Position and metres gained from 800m



Sectionals
Powered by



Home of Australian Harness Sectionals
PJ HARNESS ANALYSER

+ RAW DATA + HORSE REPORTS + FREE FRIDAY FACEBOOK TIP



www.pjdata.com.au | admin@pjdata.com.au | www.facebook.com/PJHarnessRacing

The Racing Queensland Board (trading as Racing Queensland) and provider are not responsible for the completeness or accuracy of any of the information contained herein, and makes no representations about its suitability for any purpose.

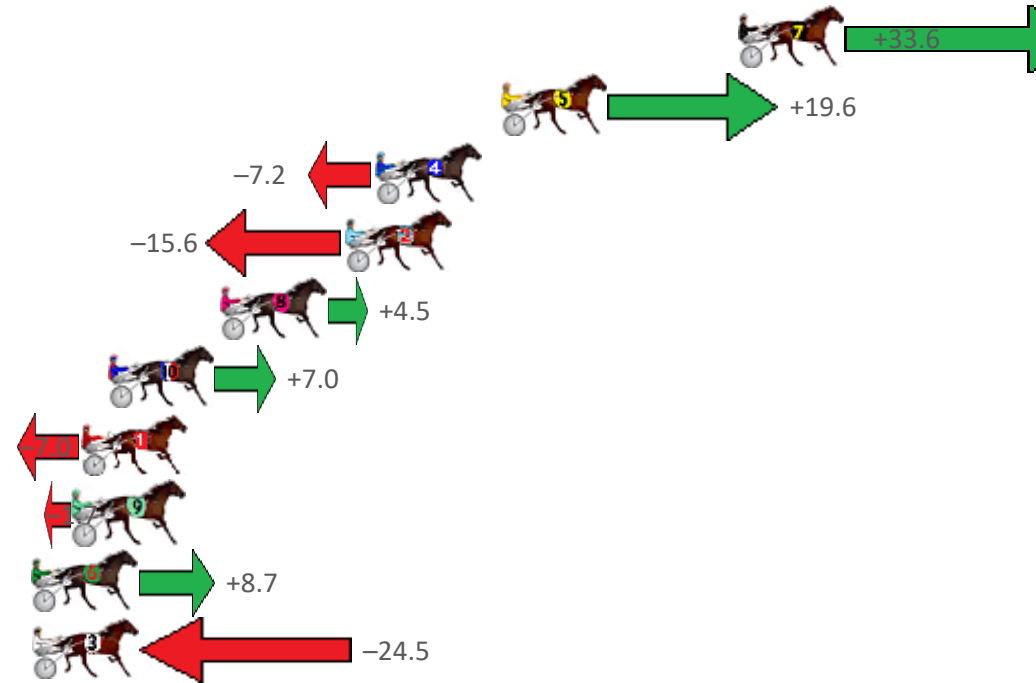
Albion Park Race 7 Distance 1660m

Friday, 26 November 2021

Gross Time: 1:59.00 MileRate: 1:55.40 LeadTime: 3.50s First Qtr: 27.00s Second Qtr: 28.60s Third Qtr: 29.80s Fourth Qtr: 30.10s

NoHorse	Plc	Margin	Time	800Time (W)	400 Time (W)
7 ALLSTAR SEA	1	0.0m	1:59.00	57.40s (1)	28.35s (2)
5 ABERCROMBIE TAB	2	9.4m	1:59.74	58.44s (1)	29.38s (2)
4 BRISKET	3	14.4m	2:00.14	60.44s (0)	30.85s (0)
2 IM LOKI	4	15.6m	2:00.23	61.06s (0)	31.27s (0)
8 SIR SEMPER FIDELIS	5	20.5m	2:00.62	59.56s (0)	30.35s (1)
10 GO AWAY	6	25.0m	2:00.97	59.38s (0)	30.32s (0)
1 DATSINAHURRI	7	26.0m	2:01.05	60.42s (0)	31.04s (0)
9 WHATELEY	8	26.3m	2:01.07	60.03s (1)	30.09s (1)
6 JET FORCE	9	29.9m	2:01.36	59.25s (0)	30.12s (2)
3 FREMARKSINDI	10	44.5m	2:02.51	61.72s (1)	32.44s (1)

Finish Position and metres gained from 800m



Sectionals
Powered by



Home of Australian Harness Sectionals
PJ HARNESS ANALYSER

+ RAW DATA + HORSE REPORTS + FREE FRIDAY FACEBOOK TIP



www.pjdata.com.au | admin@pjdata.com.au | www.facebook.com/PJHarnessRacing

The Racing Queensland Board (trading as Racing Queensland) and provider are not responsible for the completeness or accuracy of any of the information contained herein, and makes no representations about its suitability for any purpose.

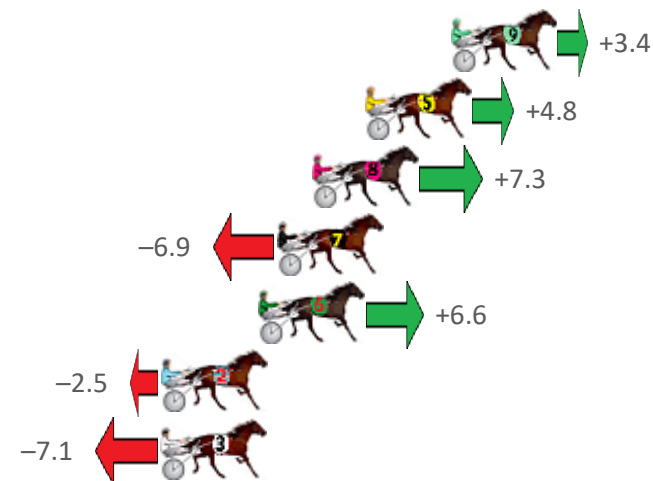
Albion Park Race 8 Distance 2138m

Friday, 26 November 2021

Gross Time: 2:39.00 MileRate: 1:59.70 LeadTime: 37.90s First Qtr: 30.10s Second Qtr: 32.60s Third Qtr: 29.60s Fourth Qtr: 28.80s

No	Horse	Plc	Margin	Time	800Time (W)	400 Time (W)
9	SHEREACTS	1	0.0m	2:39.00	58.15s (1)	28.66s (1)
5	ARCHILLES	2	3.4m	2:39.26	58.05s (1)	28.53s (1)
8	VIEWBYTHEROCK	3	5.5m	2:39.42	57.87s (1)	28.08s (1)
7	DON HESTON	4	6.9m	2:39.52	58.90s (0)	29.29s (0)
6	SHADYS DELIGHT	5	7.6m	2:39.57	57.92s (0)	27.96s (2)
2	SONNY ORLANDO	6	11.5m	2:39.87	58.58s (0)	28.58s (0)
3	TRIOLI	7	11.5m	2:39.87	58.92s (0)	29.28s (0)

Finish Position and metres gained from 800m



Sectionals
Powered by



Home of Australian Harness Sectionals

PJ HARNESS ANALYSER

+ RAW DATA + HORSE REPORTS + FREE FRIDAY FACEBOOK TIP



www.pjdata.com.au | admin@pjdata.com.au | www.facebook.com/PJHarnessRacing

The Racing Queensland Board (trading as Racing Queensland) and provider are not responsible for the completeness or accuracy of any of the information contained herein, and makes no representations about its suitability for any purpose.