

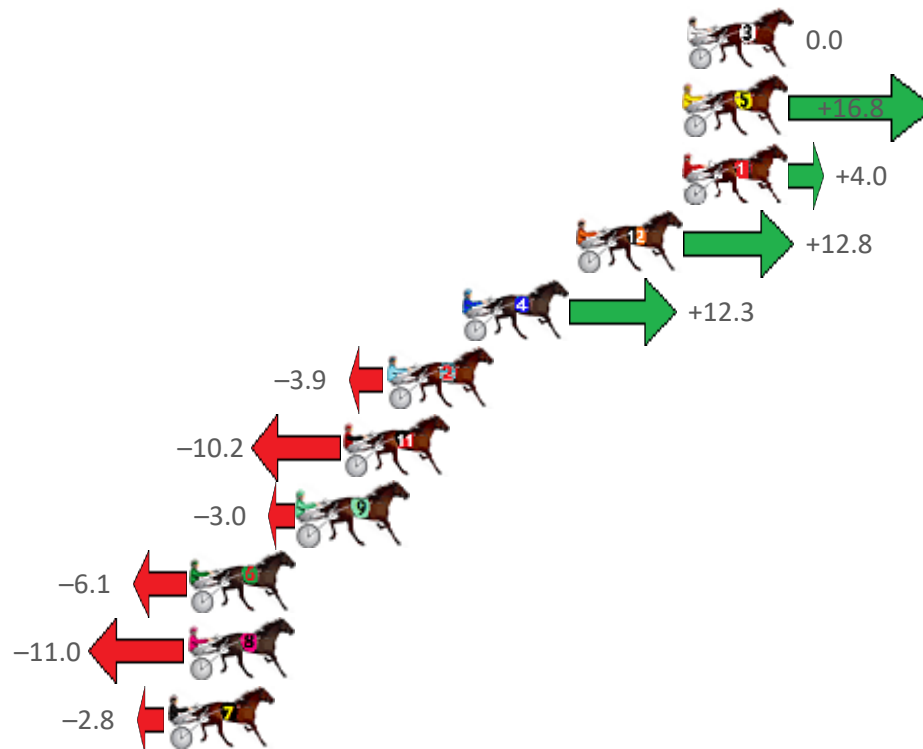
# Albion Park Race 1 Distance 2138m

Saturday, 27 November 2021

Gross Time: 2:32.20 MileRate: 1:54.60 LeadTime: 36.20s First Qtr: 30.30s Second Qtr: 30.30s Third Qtr: 27.40s Fourth Qtr: 28.00s

NoHorse	Plc	Margin	Time	800Time (W)	400 Time (W)
3 IDEAL WORLD	1	0.0m	2:32.20	55.40s (0)	28.00s (0)
5 GOVERNOR JUJON	2	0.2m	2:32.21	54.24s (2)	27.68s (2)
1 SCARLET BABE	3	0.2m	2:32.21	55.12s (0)	27.68s (0)
12 MISTERFREEZE	4	4.4m	2:32.52	54.52s (1)	27.21s (2)
4 MAJOR FERNCO	5	8.9m	2:32.86	54.55s (2)	27.97s (2)
2 ROCKNROLL ICON	6	11.9m	2:33.08	55.67s (1)	28.37s (1)
11 DEUS EX	7	13.6m	2:33.20	56.10s (1)	28.81s (1)
9 DOUBLE OR NOTHING	8	15.4m	2:33.33	55.61s (1)	28.28s (1)
6 JONAH JONES	9	19.7m	2:33.65	55.82s (0)	28.29s (0)
8 FEELINGFORARAINBOW	10	19.8m	2:33.66	56.16s (0)	28.65s (0)
7 SQUIRE	11	20.6m	2:33.72	55.59s (0)	28.04s (1)

Finish Position and metres gained from 800m



Sectionals  
Powered by



Home of Australian Harness Sectionals

PJ HARNESS ANALYSER

+ RAW DATA + HORSE REPORTS + FREE FRIDAY FACEBOOK TIP



www.pjdata.com.au | admin@pjdata.com.au | www.facebook.com/PJHarnessRacing

The Racing Queensland Board (trading as Racing Queensland) and provider are not responsible for the completeness or accuracy of any of the information contained herein, and makes no representations about its suitability for any purpose.

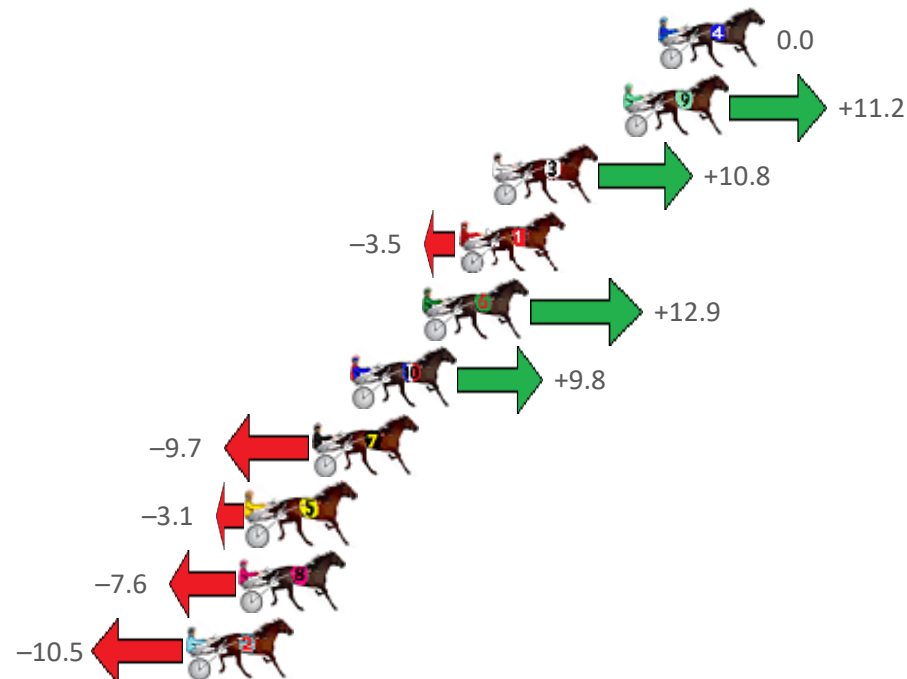
# Albion Park Race 2 Distance 1660m

Saturday, 27 November 2021

Gross Time: 1:57.40 MileRate: 1:53.90 LeadTime: 3.20s First Qtr: 27.40s Second Qtr: 30.40s Third Qtr: 28.20s Fourth Qtr: 28.20s

NoHorse	Plc	Margin	Time	800Time (W)	400 Time (W)
4 STREITKID	1	0.0m	1:57.40	56.40s (0)	28.20s (0)
9 KEY LARGO	2	1.4m	1:57.50	55.61s (1)	27.58s (2)
3 LIVING AGAIN	3	6.6m	1:57.89	55.64s (1)	27.67s (1)
1 B MAC C	4	7.9m	1:57.99	56.65s (0)	28.39s (0)
6 CHASING THE WIND	5	9.3m	1:58.09	55.50s (2)	27.83s (2)
10 WE SALUTE YOU	6	12.2m	1:58.30	55.71s (1)	27.75s (1)
7 EL AGUILA	7	13.7m	1:58.42	57.08s (1)	28.88s (1)
5 FLO RYDA	8	16.3m	1:58.61	56.62s (0)	28.22s (0)
8 COLONEL JOY	9	16.6m	1:58.63	56.93s (0)	28.58s (0)
2 ROLL WITH ROCKY	10	18.7m	1:58.79	57.14s (1)	28.82s (1)

Finish Position and metres gained from 800m



Sectionals  
Powered by



Home of Australian Harness Sectionals

PJ HARNESS ANALYSER

+ RAW DATA + HORSE REPORTS + FREE FRIDAY FACEBOOK TIP



www.pjdata.com.au | admin@pjdata.com.au | www.facebook.com/PJHarnessRacing

The Racing Queensland Board (trading as Racing Queensland) and provider are not responsible for the completeness or accuracy of any of the information contained herein, and makes no representations about its suitability for any purpose.

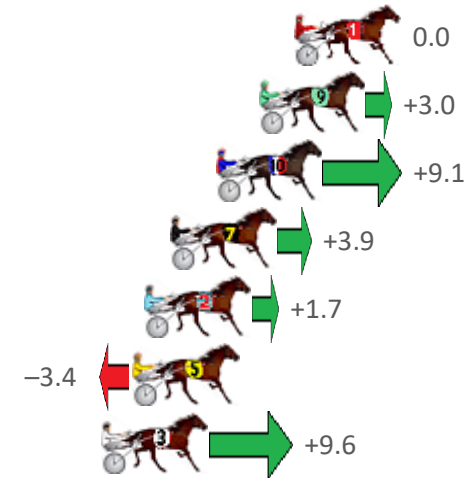
# Albion Park Race 3 Distance 1660m

Saturday, 27 November 2021

Gross Time: 1:57.50 MileRate: 1:53.90 LeadTime: 3.30s First Qtr: 28.20s Second Qtr: 30.10s Third Qtr: 27.60s Fourth Qtr: 28.30s

NoHorse	Plc	Margin	Time	800Time (W)	400 Time (W)
1 JUMPING JACK JIMMY	1	0.0m	1:57.50	55.90s (0)	28.30s (0)
9 COMMODORE JUJON	2	1.4m	1:57.60	55.69s (0)	28.07s (0)
10 ITALIAN LAD	3	3.1m	1:57.73	55.27s (1)	28.05s (2)
7 SQUARE DEALER	4	4.9m	1:57.86	55.63s (0)	27.98s (0)
2 ROLL ONE OVER	5	5.9m	1:57.94	55.78s (1)	28.25s (1)
5 CLASSIE AMERICAN	6	6.4m	1:57.98	56.14s (1)	28.60s (1)
3 JUST JOSHIN	7	7.6m	1:58.07	55.23s (1)	27.96s (1)

Finish Position and metres gained from 800m



Sectionals  
Powered by



Home of Australian Harness Sectionals  
**PJ HARNESS ANALYSER**

+ RAW DATA + HORSE REPORTS + FREE FRIDAY FACEBOOK TIP



[www.pjdata.com.au](http://www.pjdata.com.au) | [admin@pjdata.com.au](mailto:admin@pjdata.com.au) | [www.facebook.com/PJHarnessRacing](https://www.facebook.com/PJHarnessRacing)

The Racing Queensland Board (trading as Racing Queensland) and provider are not responsible for the completeness or accuracy of any of the information contained herein, and makes no representations about its suitability for any purpose.

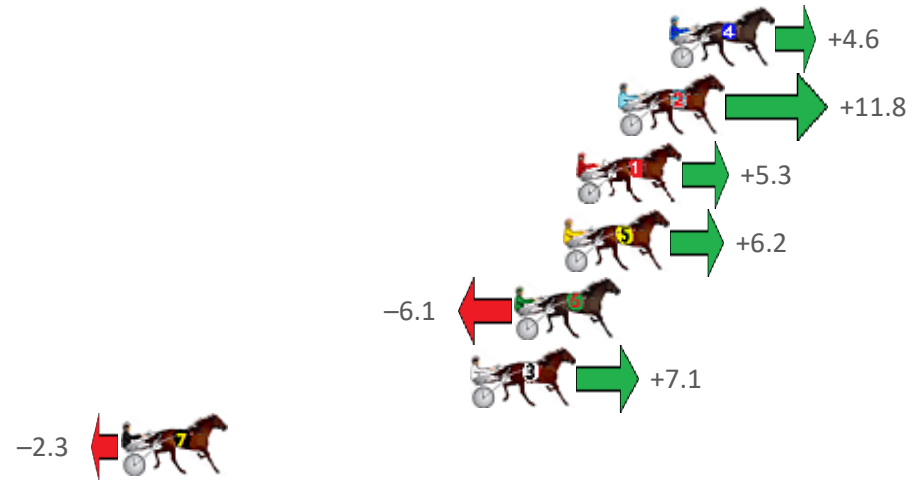
# Albion Park Race 4 Distance 1660m

Saturday, 27 November 2021

Gross Time: 1:54.40 MileRate: 1:50.90 LeadTime: 3.30s First Qtr: 26.60s Second Qtr: 28.90s Third Qtr: 27.30s Fourth Qtr: 28.30s

NoHorse	Plc	Margin	Time	800Time (W)	400 Time (W)
4 BLACKSADANCE	1	0.0m	1:54.40	55.28s (0)	28.00s (0)
2 NORTHVIEW HUSTLER	2	2.0m	1:54.55	54.78s (0)	27.51s (0)
1 TURN IT UP	3	3.7m	1:54.68	55.23s (0)	27.97s (0)
5 SPEECH IS SILVER	4	4.2m	1:54.71	55.17s (1)	28.22s (1)
6 WILL THE WIZARD	5	6.1m	1:54.85	56.02s (0)	28.73s (0)
3 JERADAS DELIGHT	6	7.9m	1:54.99	55.11s (1)	28.14s (1)
7 ROCK WITH SAM	7	21.7m	1:56.01	55.76s (0)	28.52s (0)

Finish Position and metres gained from 800m



Sectionals  
Powered by



Home of Australian Harness Sectionals  
**PJ HARNESS ANALYSER**

+ RAW DATA + HORSE REPORTS + FREE FRIDAY FACEBOOK TIP



[www.pjdata.com.au](http://www.pjdata.com.au) | [admin@pjdata.com.au](mailto:admin@pjdata.com.au) | [www.facebook.com/PJHarnessRacing](https://www.facebook.com/PJHarnessRacing)

The Racing Queensland Board (trading as Racing Queensland) and provider are not responsible for the completeness or accuracy of any of the information contained herein, and makes no representations about its suitability for any purpose.

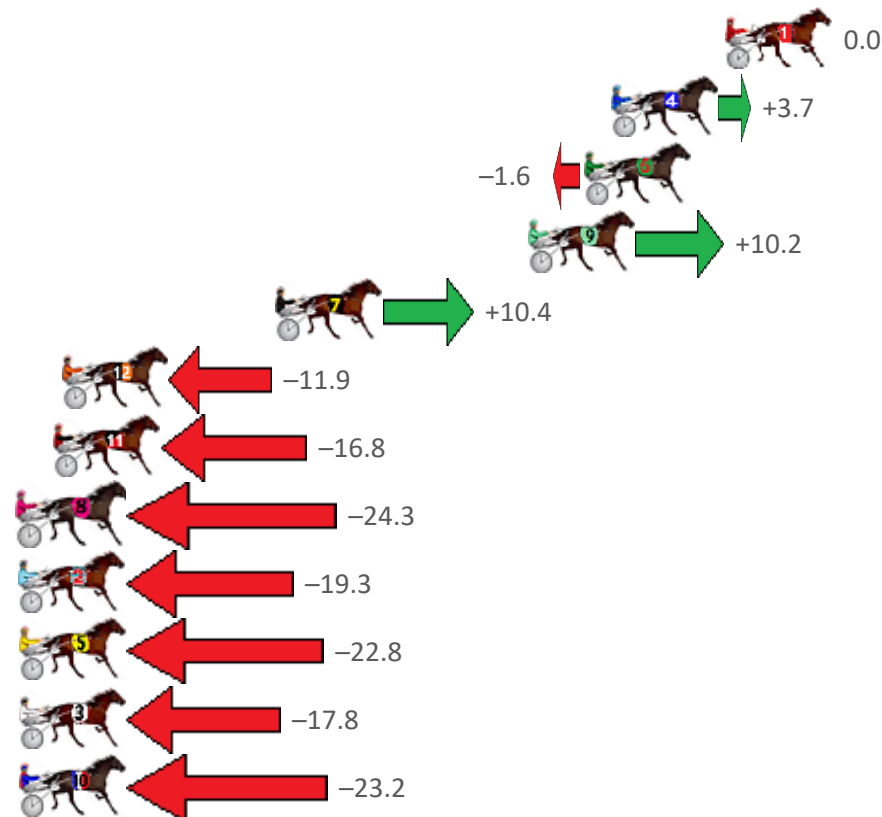
# Albion Park Race 5 Distance 2138m

Saturday, 27 November 2021

Gross Time: 2:33.80 MileRate: 1:55.80 LeadTime: 38.20s First Qtr: 29.50s Second Qtr: 29.20s Third Qtr: 28.10s Fourth Qtr: 28.80s

NoHorse	Plc	Margin	Time	800Time (W)	400 Time (W)
1 GLENEAGLE WARRIOR	1	0.0m	2:33.80	56.90s (0)	28.80s (0)
4 THE IDEAL DANCER	2	4.5m	2:34.14	56.64s (1)	28.46s (1)
6 YOUNG CONQUEROR	3	5.6m	2:34.22	57.01s (1)	28.60s (0)
9 CONVAIR HUSTLER	4	7.8m	2:34.39	56.18s (1)	28.14s (2)
7 THE GENERAL	5	17.8m	2:35.15	56.16s (0)	28.50s (2)
12 RECIPE FOR DREAMING	6	26.3m	2:35.79	57.74s (0)	28.91s (1)
11 ALBION ARK	7	26.6m	2:35.81	58.09s (0)	29.26s (0)
8 CIRCLE LINE	8	29.7m	2:36.05	58.62s (0)	29.81s (0)
2 ONE LAST ROLL	9	32.5m	2:36.26	58.27s (1)	29.75s (1)
5 CALVERT HOT SHOT	10	41.8m	2:36.96	58.51s (0)	29.67s (0)
3 RING THE TILL	11	44.8m	2:37.19	58.16s (1)	29.90s (1)
10 BEAST MODE	12	46.0m	2:37.28	58.54s (1)	30.26s (3)

Finish Position and metres gained from 800m



Sectionals  
Powered by



Home of Australian Harness Sectionals

**PJ HARNESS ANALYSER**

+ RAW DATA + HORSE REPORTS + FREE FRIDAY FACEBOOK TIP



[www.pjdata.com.au](http://www.pjdata.com.au) | [admin@pjdata.com.au](mailto:admin@pjdata.com.au) | [www.facebook.com/PJHarnessRacing](https://www.facebook.com/PJHarnessRacing)

The Racing Queensland Board (trading as Racing Queensland) and provider are not responsible for the completeness or accuracy of any of the information contained herein, and makes no representations about its suitability for any purpose.

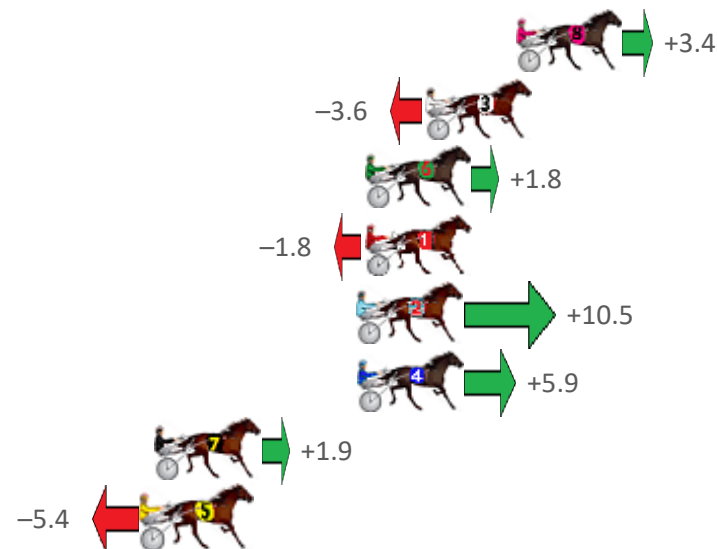
# Albion Park Race 6 Distance 1660m

Saturday, 27 November 2021

Gross Time: 1:57.50 MileRate: 1:53.90 LeadTime: 3.30s First Qtr: 28.20s Second Qtr: 30.00s Third Qtr: 28.30s Fourth Qtr: 27.70s

NoHorse	Plc	Margin	Time	800Time (W)	400 Time (W)
8 LEAP TO FAME	1	0.0m	1:57.50	55.76s (1)	27.55s (1)
3 AWAYWEGO	2	3.6m	1:57.76	56.25s (0)	27.95s (0)
6 RACY ROXY	3	6.0m	1:57.94	55.87s (1)	27.62s (1)
1 MISTY CREEK	4	6.0m	1:57.94	56.13s (0)	27.81s (0)
2 BANGKOK DEEJAY	5	6.3m	1:57.96	55.27s (1)	26.98s (1)
4 O B LEGAL	6	6.3m	1:57.96	55.59s (1)	27.32s (1)
7 GOLDIES A DELIGHT	7	14.3m	1:58.54	55.87s (0)	27.47s (0)
5 EUGENIEN	8	14.8m	1:58.58	56.38s (0)	27.87s (0)

Finish Position and metres gained from 800m



Sectionals  
Powered by



Home of Australian Harness Sectionals

PJ HARNESS ANALYSER

+ RAW DATA + HORSE REPORTS + FREE FRIDAY FACEBOOK TIP



www.pjdata.com.au | admin@pjdata.com.au | www.facebook.com/PJHarnessRacing

The Racing Queensland Board (trading as Racing Queensland) and provider are not responsible for the completeness or accuracy of any of the information contained herein, and makes no representations about its suitability for any purpose.

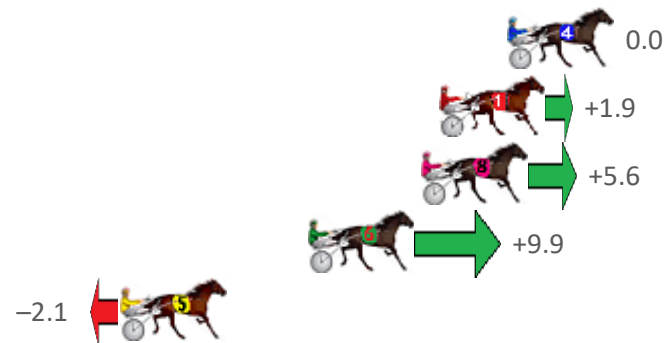
# Albion Park Race 7 Distance 1660m

Saturday, 27 November 2021

Gross Time: 2:00.80 MileRate: 1:57.10 LeadTime: 3.40s First Qtr: 30.20s Second Qtr: 30.90s Third Qtr: 28.40s Fourth Qtr: 27.90s

No Horse	Plc	Margin	Time	800Time (W)	400 Time (W)
4 FIRST STRING	1	0.0m	2:00.80	56.30s (0)	27.90s (0)
1 THE BANKER	2	2.7m	2:01.00	56.17s (0)	27.66s (0)
8 THE IRISH EAGLE	3	3.4m	2:01.05	55.91s (0)	27.37s (0)
6 GOTTAHAVEAHOBBIIE	4	7.9m	2:01.38	55.61s (0)	27.44s (1)
5 PINUP BOY	5	15.3m	2:01.92	56.45s (0)	27.87s (0)

Finish Position and metres gained from 800m



Sectionals  
Powered by



Home of Australian Harness Sectionals  
**PJ HARNESS ANALYSER**

+ RAW DATA + HORSE REPORTS + FREE FRIDAY FACEBOOK TIP



[www.pjdata.com.au](http://www.pjdata.com.au) | [admin@pjdata.com.au](mailto:admin@pjdata.com.au) | [www.facebook.com/PJHarnessRacing](https://www.facebook.com/PJHarnessRacing)

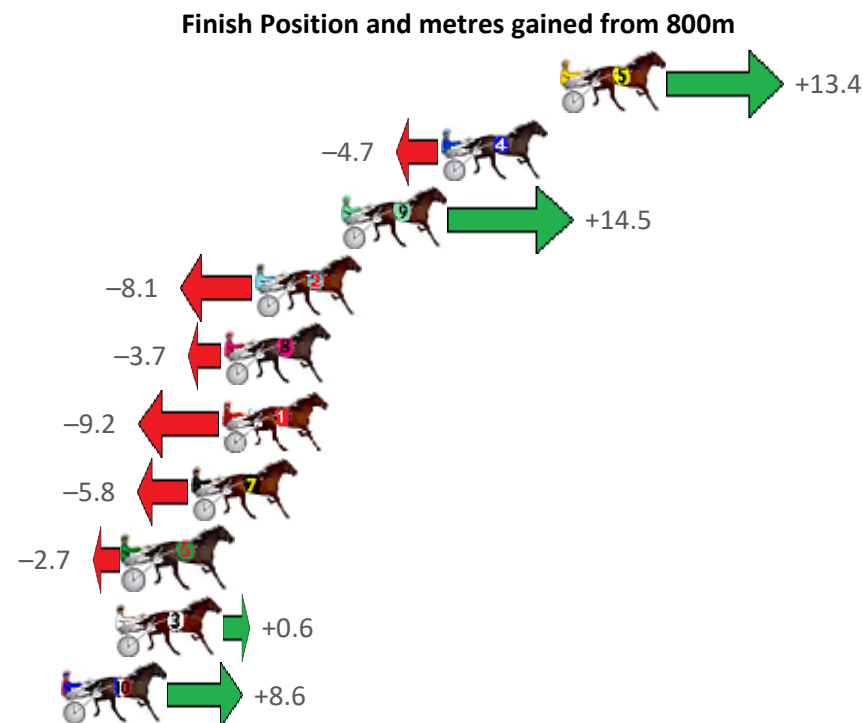
The Racing Queensland Board (trading as Racing Queensland) and provider are not responsible for the completeness or accuracy of any of the information contained herein, and makes no representations about its suitability for any purpose.

# Albion Park Race 8 Distance 1660m

Saturday, 27 November 2021

Gross Time: 1:59.70 MileRate: 1:56.10 LeadTime: 3.30s First Qtr: 27.20s Second Qtr: 32.00s Third Qtr: 28.60s Fourth Qtr: 28.60s

NoHorse	Plc	Margin	Time	800Time (W)	400 Time (W)
5 SCOTTS RAIN	1	0.0m	1:59.70	56.25s (1)	28.33s (2)
4 GET READY TO ROCK	2	4.7m	2:00.05	57.53s (0)	28.93s (0)
9 MAGGIE	3	8.7m	2:00.35	56.17s (1)	28.19s (2)
2 BRILLIANT ART	4	12.1m	2:00.61	57.78s (1)	29.09s (1)
8 PRINCESS CHILLA	5	13.3m	2:00.70	57.46s (0)	28.86s (0)
1 SHEZ ALL STYLE	6	13.4m	2:00.71	57.85s (0)	29.18s (0)
7 JEWEL OF PEAK	7	14.6m	2:00.80	57.61s (1)	28.90s (1)
6 BETTOR MEMORIES	8	17.3m	2:01.00	57.39s (0)	28.81s (0)
3 WHICH HUNT	9	17.6m	2:01.02	57.16s (1)	28.77s (1)
10 MOLLIESMARYELLE	10	19.8m	2:01.19	56.59s (1)	28.66s (2)



Sectionals  
Powered by



Home of Australian Harness Sectionals

**PJ HARNESS ANALYSER**

+ RAW DATA + HORSE REPORTS + FREE FRIDAY FACEBOOK TIP



[www.pjdata.com.au](http://www.pjdata.com.au) | [admin@pjdata.com.au](mailto:admin@pjdata.com.au) | [www.facebook.com/PJHarnessRacing](https://www.facebook.com/PJHarnessRacing)

The Racing Queensland Board (trading as Racing Queensland) and provider are not responsible for the completeness or accuracy of any of the information contained herein, and makes no representations about its suitability for any purpose.



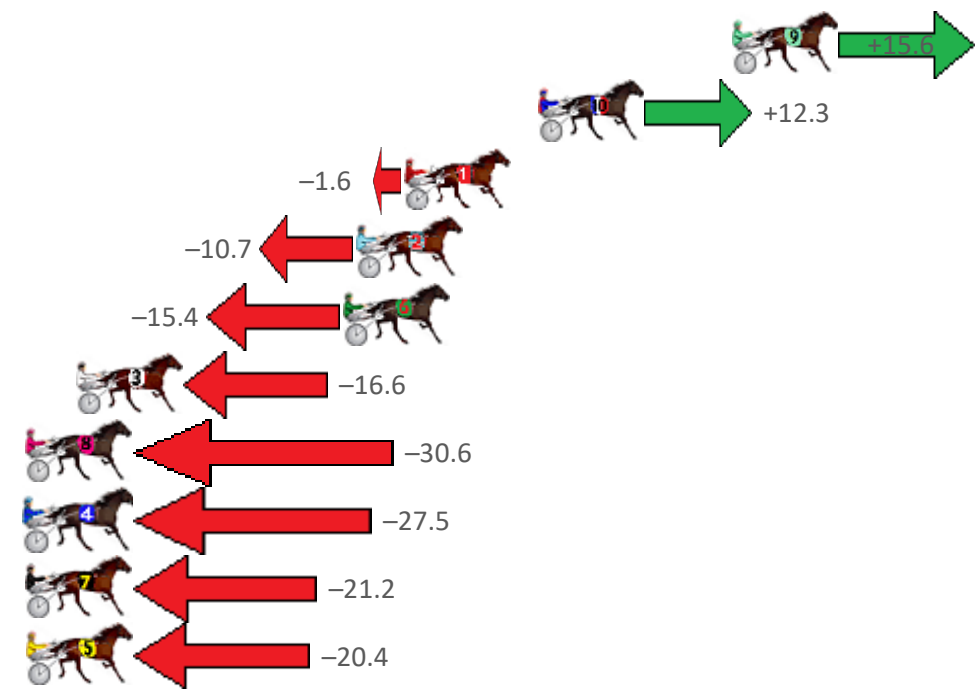
# Albion Park Race 9 Distance 2647m

Saturday, 27 November 2021

Gross Time: 3:20.80 MileRate: 2:00.70 LeadTime: 77.80s First Qtr: 31.10s Second Qtr: 30.90s Third Qtr: 30.70s Fourth Qtr: 30.30s

NoHorse	Plc	Margin	Time	800Time (W)	400 Time (W)
9 SIR FAHRENHEIT	1	0.0m	3:20.80	59.82s (1)	29.82s (2)
10 MAJESTIC SIMON	2	7.7m	3:21.41	60.07s (1)	30.08s (2)
1 FATHER CHRISTMAS	3	13.0m	3:21.83	61.12s (1)	31.13s (2)
2 IM THE COMMANDO	4	14.9m	3:21.98	61.81s (0)	31.08s (0)
6 GEE UP NEDDY	5	15.4m	3:22.02	62.17s (0)	31.46s (0)
3 GODOFTHUNDER	6	26.0m	3:22.86	62.26s (0)	31.57s (0)
8 STRESS FACTOR	7	33.2m	3:23.43	63.32s (1)	32.47s (1)
4 JUSTABITNOISY	8	34.7m	3:23.55	63.09s (1)	32.27s (1)
7 KINGDOM COME	9	101.2m	3:28.83	62.61s (0)	31.52s (0)
5 MATATOKI	10	105.4m	3:29.16	62.55s (0)	31.46s (0)

Finish Position and metres gained from 800m



Sectionals  
Powered by



Home of Australian Harness Sectionals

PJ HARNESS ANALYSER

+ RAW DATA + HORSE REPORTS + FREE FRIDAY FACEBOOK TIP



www.pjdata.com.au | admin@pjdata.com.au | www.facebook.com/PJHarnessRacing

The Racing Queensland Board (trading as Racing Queensland) and provider are not responsible for the completeness or accuracy of any of the information contained herein, and makes no representations about its suitability for any purpose.

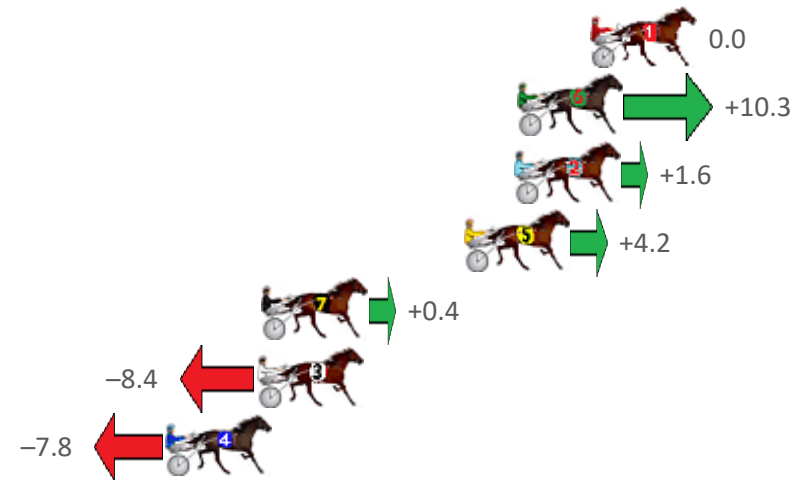
# Albion Park Race 10 Distance 1660m

Saturday, 27 November 2021

Gross Time: 1:57.50 MileRate: 1:53.90 LeadTime: 3.40s First Qtr: 29.00s Second Qtr: 29.60s Third Qtr: 28.20s Fourth Qtr: 27.30s

NoHorse	Plc	Margin	Time	800Time (W)	400 Time (W)
1 BIG WHEELS	1	0.0m	1:57.50	55.50s (0)	27.30s (0)
6 MANILA PLAYBOY	2	2.9m	1:57.71	54.79s (1)	26.63s (1)
2 GENERAL MONTANA	3	3.0m	1:57.72	55.39s (0)	27.20s (0)
5 CHAMONIX	4	5.0m	1:57.86	55.21s (0)	26.99s (0)
7 MONTANA FLASH	5	13.0m	1:58.43	55.47s (0)	27.23s (0)
3 JASPER	6	13.2m	1:58.45	56.08s (1)	27.94s (1)
4 LADY AVANA	7	16.8m	1:58.71	56.04s (1)	27.87s (1)

Finish Position and metres gained from 800m



Sectionals  
Powered by



Home of Australian Harness Sectionals  
**PJ HARNESS ANALYSER**

+ RAW DATA + HORSE REPORTS + FREE FRIDAY FACEBOOK TIP



[www.pjdata.com.au](http://www.pjdata.com.au) | [admin@pjdata.com.au](mailto:admin@pjdata.com.au) | [www.facebook.com/PJHarnessRacing](https://www.facebook.com/PJHarnessRacing)

The Racing Queensland Board (trading as Racing Queensland) and provider are not responsible for the completeness or accuracy of any of the information contained herein, and makes no representations about its suitability for any purpose.