

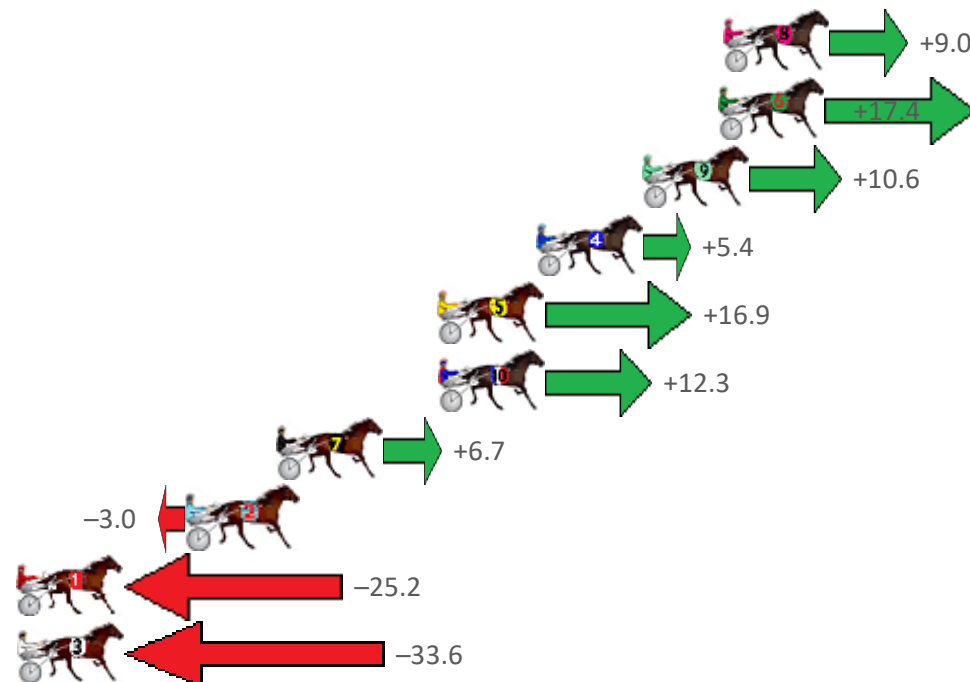
Albion Park Race 1 Distance 1660m

Tuesday, 7 December 2021

Gross Time: 1:56.30 MileRate: 1:52.80 LeadTime: 3.30s First Qtr: 26.50s Second Qtr: 29.00s Third Qtr: 28.50s Fourth Qtr: 29.00s

NoHorse	Plc	Margin	Time	800Time (W)	400 Time (W)
8 PACIFIC DRUMS	1	0.0m	1:56.30	56.86s (0)	28.50s (1)
6 ROCK FISHERMAN	2	0.2m	1:56.32	56.26s (1)	28.87s (1)
9 DIKERRY	3	3.2m	1:56.54	56.74s (0)	28.28s (1)
4 MAYWYNS COURAGE	4	7.4m	1:56.86	57.11s (1)	29.53s (0)
5 OHOKA JIMMY	5	11.3m	1:57.16	56.29s (1)	28.63s (2)
10 OUR BALOU	6	11.3m	1:57.16	56.62s (1)	29.04s (2)
7 DYNAMIC BROMAC	7	17.7m	1:57.65	57.02s (0)	28.52s (1)
2 ARTHUR LOWE	8	21.2m	1:57.91	57.71s (0)	29.04s (0)
1 MARK OF INTEGRITY	9	29.8m	1:58.57	59.30s (0)	29.99s (0)
3 AT WEST POINT	10	33.6m	1:58.86	59.90s (0)	30.61s (0)

Finish Position and metres gained from 800m



Sectionals
Powered by



Home of Australian Harness Sectionals

PJ HARNESS ANALYSER

+ RAW DATA + HORSE REPORTS + FREE FRIDAY FACEBOOK TIP



www.pjdata.com.au | admin@pjdata.com.au | www.facebook.com/PJHarnessRacing

The Racing Queensland Board (trading as Racing Queensland) and provider are not responsible for the completeness or accuracy of any of the information contained herein, and makes no representations about its suitability for any purpose.

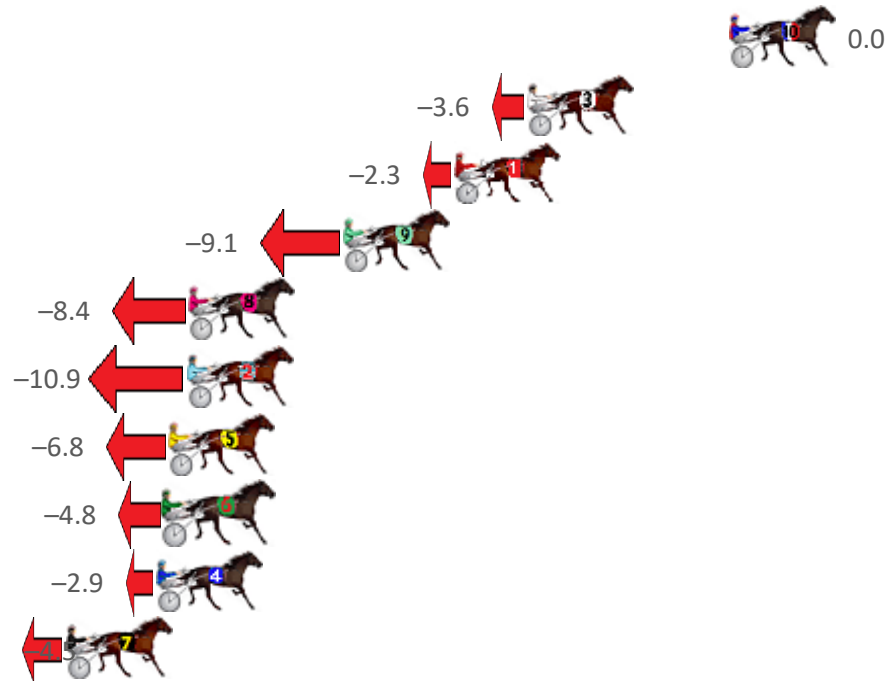
Albion Park Race 2 Distance 1660m

Tuesday, 7 December 2021

Gross Time: 1:57.00 MileRate: 1:53.50 LeadTime: 3.30s First Qtr: 28.30s Second Qtr: 30.20s Third Qtr: 28.10s Fourth Qtr: 27.10s

No Horse	Plc	Margin	Time	800Time (W)	400 Time (W)
10 GENERAL MONTANA	1	0.0m	1:57.00	55.20s (0)	27.10s (0)
3 DANCE IN THE SUN	2	8.0m	1:57.57	55.45s (0)	27.34s (0)
1 RECIPE FOR DREAMING	3	10.9m	1:57.78	55.36s (0)	27.23s (0)
9 CALL ME KEITH	4	15.3m	1:58.09	55.82s (1)	27.73s (1)
8 WILLIEWA LIGHTNING	5	21.4m	1:58.53	55.78s (0)	27.64s (0)
2 WHICH HUNT	6	21.5m	1:58.53	55.95s (1)	27.74s (1)
5 TARGARYEN	7	22.2m	1:58.58	55.67s (1)	27.57s (2)
6 IN CHEVRON WE TRUST	8	22.4m	1:58.60	55.53s (0)	27.22s (0)
4 DOCTA FEELGOOD	9	22.7m	1:58.62	55.40s (1)	27.23s (1)
7 JILLIBY JACKPOT	10	26.3m	1:58.88	55.51s (0)	27.21s (0)

Finish Position and metres gained from 800m



Sectionals
Powered by



Home of Australian Harness Sectionals
PJ HARNESS ANALYSER

+ RAW DATA + HORSE REPORTS + FREE FRIDAY FACEBOOK TIP



www.pjdata.com.au | admin@pjdata.com.au | www.facebook.com/PJHarnessRacing

The Racing Queensland Board (trading as Racing Queensland) and provider are not responsible for the completeness or accuracy of any of the information contained herein, and makes no representations about its suitability for any purpose.


Albion Park Race 3 Distance 1660m

Tuesday, 7 December 2021

Gross Time: 1:59.10 MileRate: 1:55.40 LeadTime: 3.50s First Qtr: 27.20s Second Qtr: 31.30s Third Qtr: 28.50s Fourth Qtr: 28.60s

NoHorse	Plc	Margin	Time	800Time (W)	400 Time (W)
1 ITS BACK PAGE NEWS	1	0.0m	1:59.10	57.10s (0)	28.60s (0)
4 FUTURE ASSURED	2	4.3m	1:59.42	56.04s (1)	27.58s (2)
3 O B LEGAL	3	10.2m	1:59.87	57.47s (1)	28.86s (1)
10 GUY LOOKS GOOD	4	14.4m	2:00.18	57.47s (0)	28.88s (0)
7 MOTU AMETHYST	5	17.4m	2:00.41	57.38s (0)	28.76s (0)
2 MISTER REACTOR	6	17.7m	2:00.43	57.65s (1)	29.05s (1)
8 TACTFILLY MIRACLE	7	20.6m	2:00.65	58.24s (0)	29.67s (0)
9 ILLBEWATCHING	8	23.9m	2:00.89	57.77s (1)	29.30s (2)
6 SIGNOR JUJON	9	24.8m	2:00.96	57.61s (0)	28.87s (0)
5 GRETELS GIRL	10	26.5m	2:01.09	57.29s (1)	28.81s (1)

Finish Position and metres gained from 800m



Sectionals
Powered by



Home of Australian Harness Sectionals
PJ HARNESS ANALYSER

+ RAW DATA + HORSE REPORTS + FREE FRIDAY FACEBOOK TIP



www.pjdata.com.au | admin@pjdata.com.au | www.facebook.com/PJHarnessRacing

The Racing Queensland Board (trading as Racing Queensland) and provider are not responsible for the completeness or accuracy of any of the information contained herein, and makes no representations about its suitability for any purpose.


Albion Park Race 4 Distance 2138m

Tuesday, 7 December 2021

Gross Time: 2:35.40 MileRate: 1:57.00 LeadTime: 37.60s First Qtr: 29.40s Second Qtr: 30.70s Third Qtr: 29.30s Fourth Qtr: 28.40s

NoHorse	Plc	Margin	Time	800Time (W)	400 Time (W)
2 CAPTAINS PICK	1	0.0m	2:35.40	57.70s (0)	28.40s (0)
7 SHES KOALA TEE	2	15.8m	2:36.58	57.61s (2)	28.77s (2)
8 HECTOR	3	19.2m	2:36.83	58.50s (1)	29.15s (1)
1 SHEZ GOT BLING	4	23.6m	2:37.16	59.09s (0)	29.73s (0)
4 BLACKJACK JIM	5	25.5m	2:37.30	58.91s (0)	29.56s (0)
6 LANCELOT BROMAC	6	31.3m	2:37.74	59.03s (2)	30.14s (2)
5 KISSESFORYAMISSES	7	41.3m	2:38.48	59.76s (1)	30.41s (1)
3 FAIRIESDELIGHT	8	42.5m	2:38.57	60.49s (1)	31.10s (1)

Finish Position and metres gained from 800m



Sectionals
Powered by



Home of Australian Harness Sectionals
PJ HARNESS ANALYSER

+ RAW DATA + HORSE REPORTS + FREE FRIDAY FACEBOOK TIP



www.pjdata.com.au | admin@pjdata.com.au | www.facebook.com/PJHarnessRacing

The Racing Queensland Board (trading as Racing Queensland) and provider are not responsible for the completeness or accuracy of any of the information contained herein, and makes no representations about its suitability for any purpose.

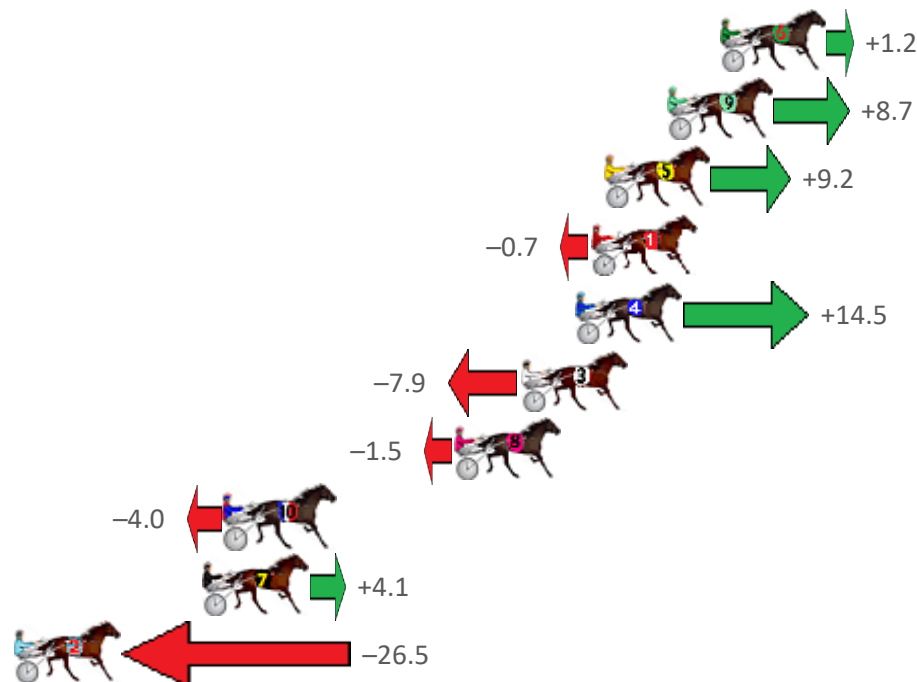
Albion Park Race 5 Distance 1660m

Tuesday, 7 December 2021

Gross Time: 2:02.10 MileRate: 1:58.40 LeadTime: 3.40s First Qtr: 29.70s Second Qtr: 30.70s Third Qtr: 28.40s Fourth Qtr: 29.90s

NoHorse	Plc	Margin	Time	800Time (W)	400 Time (W)
6 TRACER BULLET	1	0.0m	2:02.10	58.21s (1)	29.72s (1)
9 SIR SEMPER FIDELIS	2	2.1m	2:02.26	57.67s (1)	29.45s (1)
5 GO AWAY	3	4.6m	2:02.46	57.63s (0)	29.19s (0)
1 KOOKABURRAPRINCESS	4	5.1m	2:02.50	58.35s (0)	29.95s (0)
4 STEEVEN	5	5.7m	2:02.55	57.25s (1)	28.90s (0)
3 MOLLIDOR	6	7.9m	2:02.72	58.87s (0)	30.49s (0)
8 RAYONG PRINCESS	7	10.5m	2:02.92	58.41s (0)	29.97s (0)
10 OUR PEPPERJACK	8	19.6m	2:03.64	58.59s (1)	30.09s (2)
7 SONNY ORLANDO	9	20.5m	2:03.71	58.00s (1)	29.65s (1)
2 BUTCHERS SPECIAL	10	31.9m	2:04.60	60.22s (1)	31.11s (1)

Finish Position and metres gained from 800m



Sectionals
Powered by



Home of Australian Harness Sectionals
PJ HARNESS ANALYSER

+ RAW DATA + HORSE REPORTS + FREE FRIDAY FACEBOOK TIP



www.pjdata.com.au | admin@pjdata.com.au | www.facebook.com/PJHarnessRacing

The Racing Queensland Board (trading as Racing Queensland) and provider are not responsible for the completeness or accuracy of any of the information contained herein, and makes no representations about its suitability for any purpose.

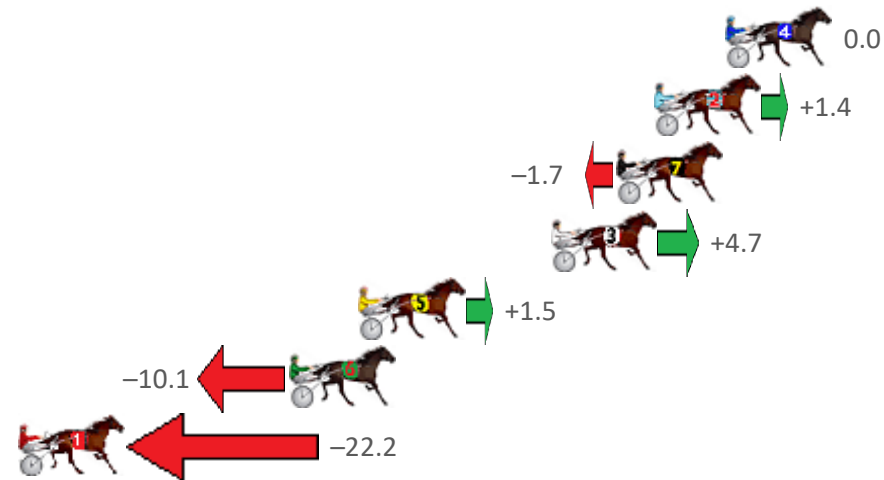
Albion Park Race 6 Distance 1660m

Tuesday, 7 December 2021

Gross Time: 1:58.30 MileRate: 1:54.70 LeadTime: 3.40s First Qtr: 28.20s Second Qtr: 30.80s Third Qtr: 28.10s Fourth Qtr: 27.80s

NoHorse	Plc	Margin	Time	800Time (W)	400 Time (W)
4 SCOTCH EN ICE	1	0.0m	1:58.30	55.90s (0)	27.80s (0)
2 MONTANA FLASH	2	2.8m	1:58.50	55.80s (0)	27.65s (0)
7 GOLIGHTLY	3	4.3m	1:58.61	56.02s (1)	28.01s (1)
3 CONVAIR HUSTLER	4	6.9m	1:58.80	55.57s (1)	27.45s (0)
5 OBI ONE	5	14.5m	1:59.36	55.80s (1)	27.65s (1)
6 YEP GOT CHOOKS	6	17.3m	1:59.56	56.60s (1)	28.42s (1)
1 OYSTER STRIDE	7	31.0m	2:00.57	57.44s (0)	28.80s (0)

Finish Position and metres gained from 800m



Sectionals
Powered by



Home of Australian Harness Sectionals
PJ HARNESS ANALYSER

+ RAW DATA + HORSE REPORTS + FREE FRIDAY FACEBOOK TIP



www.pjdata.com.au | admin@pjdata.com.au | www.facebook.com/PJHarnessRacing

The Racing Queensland Board (trading as Racing Queensland) and provider are not responsible for the completeness or accuracy of any of the information contained herein, and makes no representations about its suitability for any purpose.

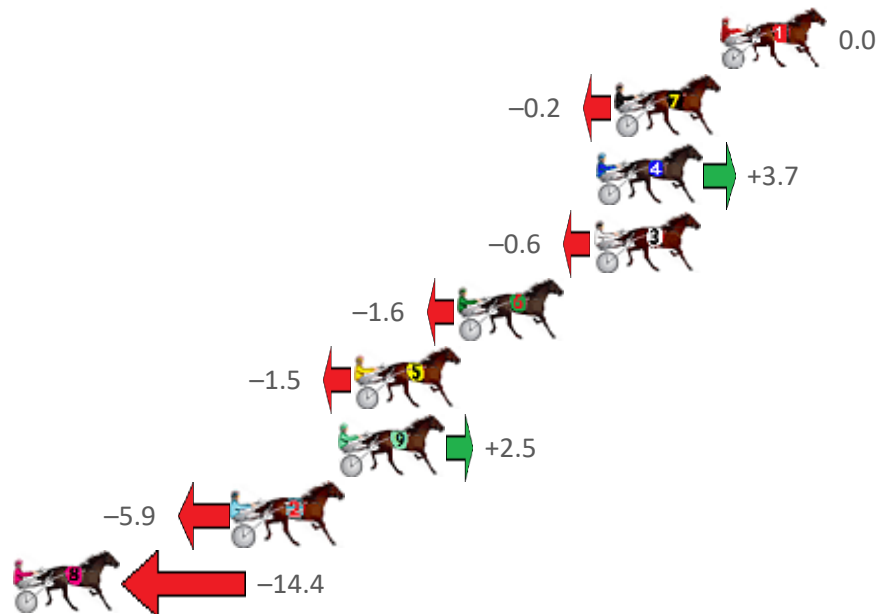
Albion Park Race 7 Distance 2138m

Tuesday, 7 December 2021

Gross Time: 2:43.30 MileRate: 2:02.90 LeadTime: 41.50s First Qtr: 30.40s Second Qtr: 31.30s Third Qtr: 29.70s Fourth Qtr: 30.40s

NoHorse	Plc	Margin	Time	800Time (W)	400 Time (W)
1 ROSEHILL MAGIC	1	0.0m	2:43.30	60.10s (0)	30.40s (0)
7 HELLO JOLENE JOLENE	2	4.2m	2:43.63	60.11s (1)	30.52s (1)
4 CHASING GREAT	3	4.9m	2:43.69	59.82s (0)	30.09s (0)
3 GREAT FANTASY	4	5.0m	2:43.70	60.14s (0)	30.42s (0)
6 DOWN UNDER RORS	5	10.4m	2:44.13	60.22s (1)	30.54s (1)
5 MELPARK MAGIC	6	14.5m	2:44.45	60.21s (0)	30.45s (0)
9 PRINCESS FAITH	7	15.1m	2:44.50	59.91s (1)	30.53s (2)
2 IMA CALVERT ROSE	8	19.3m	2:44.84	60.54s (1)	30.86s (1)
8 RIGONDEAUX	9	35.8m	2:46.15	61.18s (2)	32.41s (2)

Finish Position and metres gained from 800m



Sectionals
Powered by



Home of Australian Harness Sectionals
PJ HARNESS ANALYSER

+ RAW DATA + HORSE REPORTS + FREE FRIDAY FACEBOOK TIP



www.pjdata.com.au | admin@pjdata.com.au | www.facebook.com/PJHarnessRacing

The Racing Queensland Board (trading as Racing Queensland) and provider are not responsible for the completeness or accuracy of any of the information contained herein, and makes no representations about its suitability for any purpose.

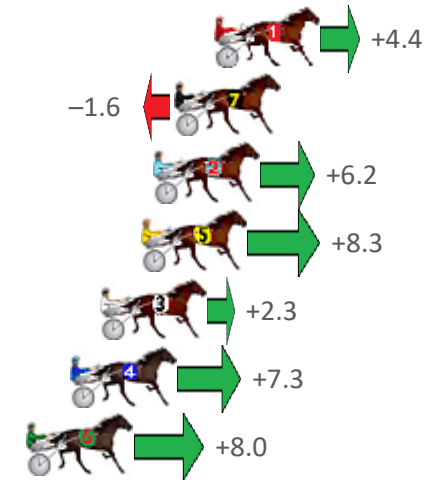
Albion Park Race 8 Distance 1660m

Tuesday, 7 December 2021

Gross Time: 2:00.70 MileRate: 1:57.00 LeadTime: 3.30s First Qtr: 28.00s Second Qtr: 32.00s Third Qtr: 29.10s Fourth Qtr: 28.30s

NoHorse	Plc	Margin	Time	800Time (W)	400 Time (W)
1 EH EF EL	1	0.0m	2:00.70	57.09s (0)	27.98s (0)
7 SABRAGE	2	1.6m	2:00.82	57.51s (0)	28.41s (0)
2 THE SHADY ONE	3	2.4m	2:00.88	56.96s (0)	27.85s (0)
5 BOHANNAN	4	2.9m	2:00.92	56.81s (1)	28.03s (2)
3 KINGOFTHESTARS	5	4.5m	2:01.03	57.24s (1)	28.38s (1)
4 JUMPING JOLT	6	5.7m	2:01.12	56.88s (0)	27.77s (0)
6 TULHURST ACE	7	7.4m	2:01.25	56.83s (1)	28.06s (1)

Finish Position and metres gained from 800m



Sectionals
Powered by



Home of Australian Harness Sectionals
PJ HARNESS ANALYSER

+ RAW DATA + HORSE REPORTS + FREE FRIDAY FACEBOOK TIP



www.pjdata.com.au | admin@pjdata.com.au | www.facebook.com/PJHarnessRacing

The Racing Queensland Board (trading as Racing Queensland) and provider are not responsible for the completeness or accuracy of any of the information contained herein, and makes no representations about its suitability for any purpose.