


Albion Park Race 1 Distance 2647m

Tuesday, 18 January 2022

Gross Time: 3:22.10 MileRate: 2:02.40 LeadTime: 82.40s First Qtr: 30.70s Second Qtr: 31.60s Third Qtr: 29.10s Fourth Qtr: 28.30s

NoHorse	Plc	Margin	Time	800Time (W)	400 Time (W)
7 TAM OSHANTER	1	0.0m	3:22.10	57.40s (0)	28.30s (0)
5 JANSSON	2	21.8m	3:23.72	58.58s (0)	29.19s (0)
2 AURORA	3	24.6m	3:23.93	58.47s (0)	29.05s (0)
1 THE REAPER	4	47.6m	3:25.64	59.81s (0)	30.04s (0)
6 RIGONDEAUX	5	47.7m	3:25.65	59.52s (0)	31.32s (1)

Finish Position and metres gained from 800m



Sectionals
Powered
by



Home of Australian Harness Sectionals
PJ Harness Analyser Daily Raw Data directly to your inbox

NEW All Victorian Racing added as of 17 January 2022

www.pjdata.com.au admin@pjdata.com.au www.facebook.com/PJHarnessRacing



The Racing Queensland Board (trading as Racing Queensland) and provider are not responsible for the completeness or accuracy of any of the information contained herein, and makes no representations about its suitability for any purpose.

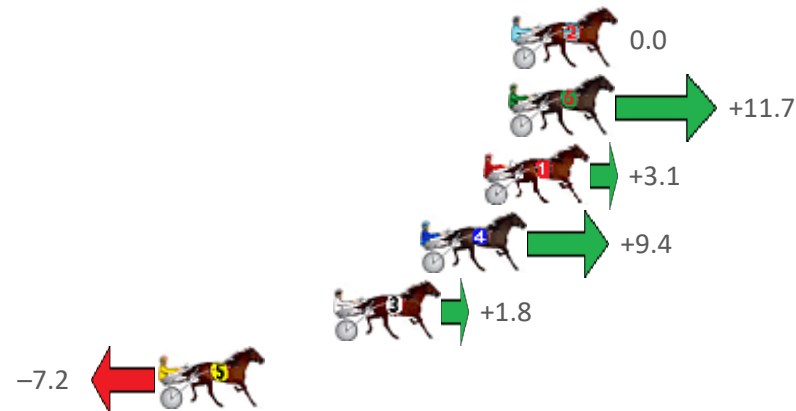
Albion Park Race 2 Distance 1660m

Tuesday, 18 January 2022

Gross Time: 1:55.80 MileRate: 1:52.30 LeadTime: 3.40s First Qtr: 27.00s Second Qtr: 30.90s Third Qtr: 27.50s Fourth Qtr: 27.00s

NoHorse	Plc	Margin	Time	800Time (W)	400 Time (W)
2 DEUS EX	1	0.0m	1:55.80	54.50s (0)	27.00s (0)
6 SPEECH IS SILVER	2	0.1m	1:55.81	53.71s (1)	26.40s (1)
1 MAYWYNS COURAGE	3	1.1m	1:55.88	54.29s (0)	26.79s (0)
4 LETS KATCHMEIFUCAN	4	3.6m	1:56.06	53.86s (0)	26.37s (1)
3 SCOOB OPERATOR	5	7.0m	1:56.30	54.38s (0)	26.88s (0)
5 DREAM TO SHARE	6	14.0m	1:56.80	54.99s (1)	27.63s (1)

Finish Position and metres gained from 800m



Sectionals
Powered
by



Home of Australian Harness Sectionals

PJ Harness Analyser

Daily Raw Data directly to your inbox



All Victorian Racing added as of 17 January 2022

www.pjdata.com.au

admin@pjdata.com.au

www.facebook.com/PJHarnessRacing



The Racing Queensland Board (trading as Racing Queensland) and provider are not responsible for the completeness or accuracy of any of the information contained herein, and makes no representations about its suitability for any purpose.

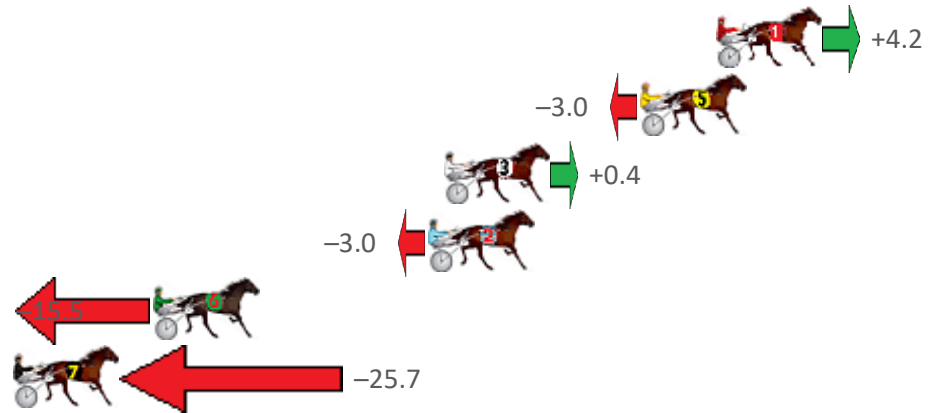
Albion Park Race 3 Distance 2138m

Tuesday, 18 January 2022

Gross Time: 2:33.00 MileRate: 1:55.10 LeadTime: 36.50s First Qtr: 29.60s Second Qtr: 29.40s Third Qtr: 28.80s Fourth Qtr: 28.70s

NoHorse	Plc	Margin	Time	800Time (W)	400 Time (W)
1 CAPTAINS PICK	1	0.0m	2:33.00	57.20s (0)	28.39s (0)
5 TAROONA BROMAC	2	3.0m	2:33.23	57.71s (0)	28.91s (0)
3 EXPLICIT CASTLE	3	10.8m	2:33.81	57.47s (1)	28.46s (1)
2 MUCH BETTOR	4	11.4m	2:33.86	57.71s (0)	28.76s (0)
6 HERBS HERO	5	22.3m	2:34.68	58.61s (1)	29.59s (1)
7 KASH US BACK	6	27.9m	2:35.10	59.34s (1)	30.35s (1)

Finish Position and metres gained from 800m



Sectionals
Powered
by



Home of Australian Harness Sectionals
PJ Harness Analyser Daily Raw Data directly to your inbox



All Victorian Racing added as of 17 January 2022

www.pjdata.com.au admin@pjdata.com.au www.facebook.com/PJHarnessRacing



The Racing Queensland Board (trading as Racing Queensland) and provider are not responsible for the completeness or accuracy of any of the information contained herein, and makes no representations about its suitability for any purpose.

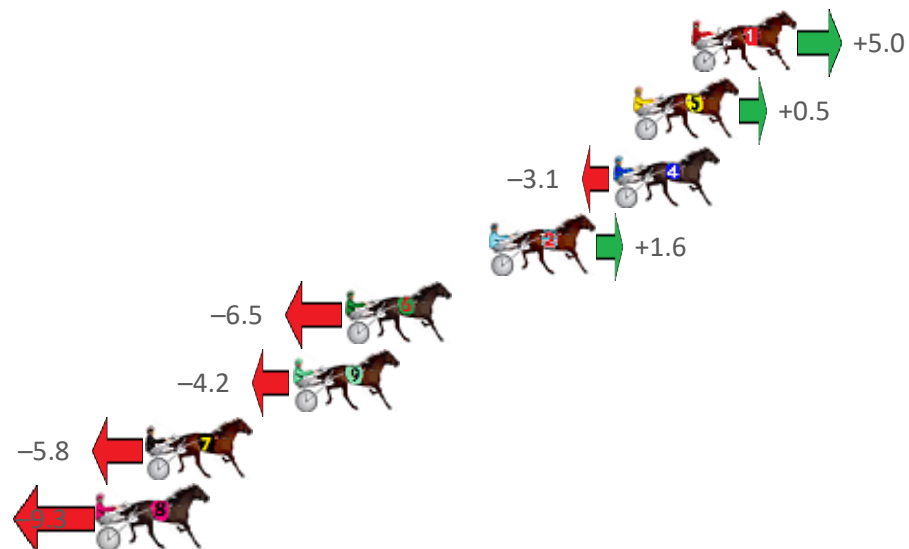
Albion Park Race 4 Distance 1660m

Tuesday, 18 January 2022

Gross Time: 1:59.40 MileRate: 1:55.80 LeadTime: 3.40s First Qtr: 28.00s Second Qtr: 31.30s Third Qtr: 28.30s Fourth Qtr: 28.40s

NoHorse	Plc	Margin	Time	800Time (W)	400 Time (W)
1 MAGICAL MAYA	1	0.0m	1:59.40	56.35s (0)	28.09s (0)
5 MISTER CAUTIOUS	2	2.3m	1:59.57	56.66s (1)	28.35s (1)
4 ROSES ARE SWEET	3	3.1m	1:59.63	56.92s (0)	28.62s (0)
2 SHADYS CULLECT	4	8.0m	1:60.00	56.59s (0)	28.34s (0)
6 MIDNIGHT SOMEWHER	5	13.7m	2:00.42	57.16s (1)	28.82s (1)
9 MAYWYN MACDUFF	6	15.8m	2:00.58	57.00s (1)	28.70s (2)
7 BEACH MAGIC	7	21.6m	2:01.01	57.11s (1)	28.44s (1)
8 WHATA SPORT	8	23.5m	2:01.15	57.36s (0)	28.87s (0)

Finish Position and metres gained from 800m



Sectionals
Powered
by



Home of Australian Harness Sectionals

PJ Harness Analyser

Daily Raw Data directly to your inbox



All Victorian Racing added as of 17 January 2022

www.pjdata.com.au

admin@pjdata.com.au

www.facebook.com/PJHarnessRacing



The Racing Queensland Board (trading as Racing Queensland) and provider are not responsible for the completeness or accuracy of any of the information contained herein, and makes no representations about its suitability for any purpose.

Albion Park Race 5 Distance 1660m


Tuesday, 18 January 2022

Gross Time: 1:57.50 MileRate: 1:53.90 LeadTime: 3.50s First Qtr: 27.40s Second Qtr: 30.00s Third Qtr: 28.30s Fourth Qtr: 28.30s

NoHorse Plc Margin Time 800Time (W) 400 Time (W)

3 KOOKABURRAPRINCESS	1	0.0m	1:57.50	56.60s (0)	28.30s (0)
6 WHATELEY	2	41.4m	2:00.58	58.08s (2)	29.74s (3)
8 RANCHO MAN	3	42.5m	2:00.66	58.94s (0)	30.05s (0)
9 WHATA OPTIMIST	4	44.7m	2:00.82	58.77s (0)	29.81s (0)
10 LAZY BLAZE	5	46.3m	2:00.94	58.73s (1)	29.85s (1)
1 MOLLIDOR	6	46.5m	2:00.96	59.56s (0)	30.88s (0)
7 LOOKS JUST RIGHT	7	48.3m	2:01.09	58.70s (0)	29.71s (0)
4 SONNY ORLANDO	8	50.6m	2:01.26	59.68s (1)	30.80s (1)
5 JUST ONE GOOD ONE	9	52.8m	2:01.43	58.61s (1)	29.75s (1)
2 OUR EDUARDO DENARI	10	55.9m	2:01.66	59.74s (1)	30.94s (2)

Finish Position and metres gained from 800m



Sectionals
Powered
by



Home of Australian Harness Sectionals

PJ Harness Analyser

Daily Raw Data directly to your inbox



All Victorian Racing added as of 17 January 2022

www.pjdata.com.au

admin@pjdata.com.au

www.facebook.com/PJHarnessRacing



The Racing Queensland Board (trading as Racing Queensland) and provider are not responsible for the completeness or accuracy of any of the information contained herein, and makes no representations about its suitability for any purpose.

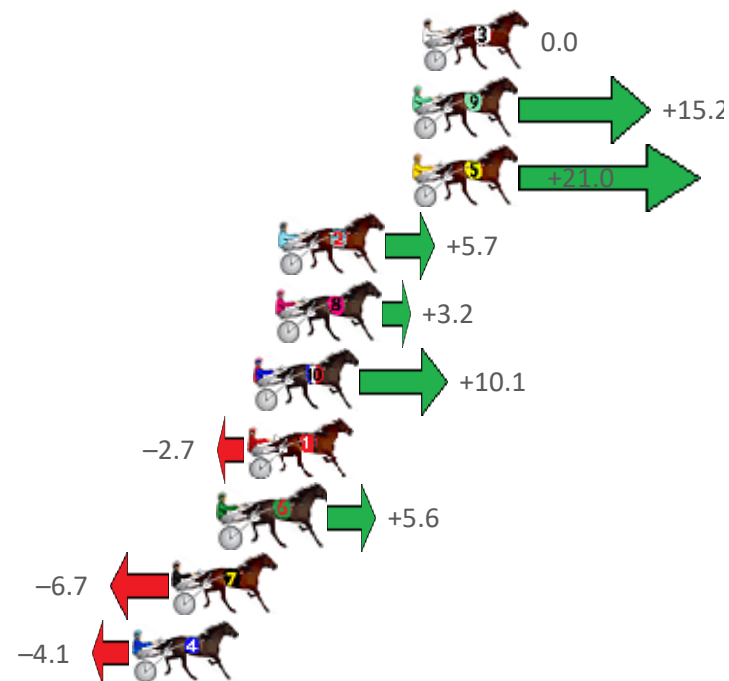
Albion Park Race 6 Distance 2138m

Tuesday, 18 January 2022

Gross Time: 2:38.80 MileRate: 1:59.50 LeadTime: 38.30s First Qtr: 31.10s Second Qtr: 31.10s Third Qtr: 29.10s Fourth Qtr: 29.20s

NoHorse	Plc	Margin	Time	800Time (W)	400 Time (W)
3 WOODLANDS WONDER	1	0.0m	2:38.80	58.30s (0)	29.20s (0)
9 AYE AYE CAPTAIN	2	0.4m	2:38.83	57.20s (1)	28.24s (2)
5 SHEZ GOT BLING	3	0.4m	2:38.83	56.78s (1)	28.58s (2)
2 BETTOR MEMORIES	4	5.7m	2:39.24	57.89s (1)	28.80s (1)
8 SHOWEM SIMON	5	5.8m	2:39.24	58.07s (0)	28.92s (0)
10 HIGH ON MONTANA	6	6.7m	2:39.31	57.57s (2)	29.34s (2)
1 CIRCLE LINE	7	6.9m	2:39.33	58.50s (0)	29.34s (0)
6 NESTERS HILL	8	8.0m	2:39.41	57.89s (0)	28.72s (0)
7 MAYWYN TROUBADOU	9	9.9m	2:39.56	58.79s (1)	29.74s (1)
4 MOTU AMETHYST	10	11.5m	2:39.68	58.60s (1)	29.56s (1)

Finish Position and metres gained from 800m



Sectionals
Powered
by



Home of Australian Harness Sectionals
PJ Harness Analyser Daily Raw Data directly to your inbox



All Victorian Racing added as of 17 January 2022

www.pjdata.com.au admin@pjdata.com.au www.facebook.com/PJHarnessRacing



The Racing Queensland Board (trading as Racing Queensland) and provider are not responsible for the completeness or accuracy of any of the information contained herein, and makes no representations about its suitability for any purpose.

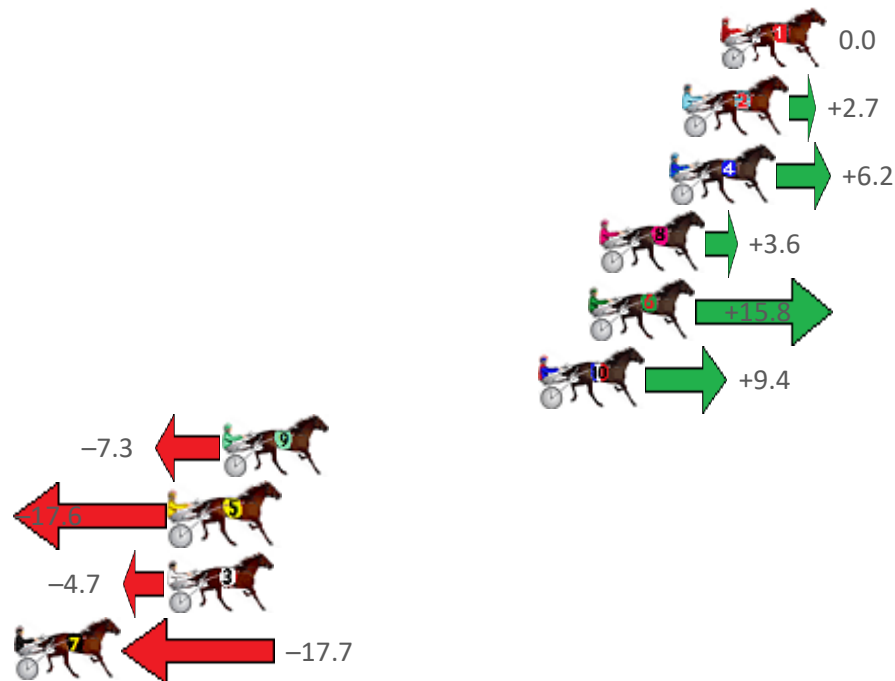
Albion Park Race 7 Distance 1660m

Tuesday, 18 January 2022

Gross Time: 2:00.10 MileRate: 1:56.40 LeadTime: 3.50s First Qtr: 27.80s Second Qtr: 32.10s Third Qtr: 28.50s Fourth Qtr: 28.20s

NoHorse	Plc	Margin	Time	800Time (W)	400 Time (W)
1 REBLINE	1	0.0m	2:00.10	56.70s (0)	28.20s (0)
2 SHEZ ALL STYLE	2	1.5m	2:00.21	56.51s (0)	27.98s (0)
4 GUNNA NEEDAMARGA	3	2.0m	2:00.25	56.26s (1)	27.65s (1)
8 LANCELOT BROMAC	4	4.8m	2:00.46	56.45s (0)	27.86s (0)
6 WHATA ROLLER	5	5.2m	2:00.49	55.59s (1)	27.09s (1)
10 BETTOR ROMANCE	6	7.2m	2:00.63	56.04s (1)	27.54s (2)
9 GOSLING IN FLIGHT	7	19.7m	2:01.56	57.21s (1)	28.56s (1)
5 I AM SPARTA	8	21.8m	2:01.72	57.94s (1)	29.36s (1)
3 SHAKALAKABOOMBOO	9	21.9m	2:01.72	57.03s (0)	28.33s (0)
7 GOLDEN SAND	10	30.5m	2:02.36	57.95s (0)	29.30s (0)

Finish Position and metres gained from 800m



Sectionals
Powered
by



Home of Australian Harness Sectionals

PJ Harness Analyser

Daily Raw Data directly to your inbox



All Victorian Racing added as of 17 January 2022

www.pjdata.com.au admin@pjdata.com.au www.facebook.com/PJHarnessRacing



The Racing Queensland Board (trading as Racing Queensland) and provider are not responsible for the completeness or accuracy of any of the information contained herein, and makes no representations about its suitability for any purpose.


Albion Park Race 8 Distance 1660m

Tuesday, 18 January 2022

Gross Time: 1:59.20 MileRate: 1:55.60 LeadTime: 3.40s First Qtr: 28.60s Second Qtr: 31.50s Third Qtr: 28.10s Fourth Qtr: 27.60s

NoHorse	Plc	Margin	Time	800Time (W)	400 Time (W)
1 JAY TEE TYRON	1	0.0m	1:59.20	55.40s (0)	27.28s (0)
5 CALL ME KEITH	2	0.2m	1:59.21	55.71s (0)	27.61s (0)
7 FLIGHT CREW	3	2.5m	1:59.38	55.79s (1)	27.59s (1)
2 HEY MISTER TAYLOR	4	2.6m	1:59.39	55.27s (0)	27.15s (0)
8 MONGOLIAN CONQUER	5	7.7m	1:59.76	55.33s (0)	27.17s (0)
4 IN CHEVRON WE TRUST	6	8.2m	1:59.80	55.88s (1)	27.64s (1)
10 IM JIMMY JAMES	7	13.2m	2:00.16	55.30s (1)	27.26s (2)
6 SQUARE DEALER	8	17.4m	2:00.46	56.23s (1)	27.96s (1)
9 TRACER BULLET	9	18.5m	2:00.54	56.00s (1)	27.72s (1)
3 RUN BUSINESS RUN	10	21.3m	2:00.75	55.94s (0)	27.76s (0)

Finish Position and metres gained from 800m



Sectionals
Powered
by



Home of Australian Harness Sectionals
PJ Harness Analyser Daily Raw Data directly to your inbox



All Victorian Racing added as of 17 January 2022

www.pjdata.com.au admin@pjdata.com.au www.facebook.com/PJHarnessRacing



The Racing Queensland Board (trading as Racing Queensland) and provider are not responsible for the completeness or accuracy of any of the information contained herein, and makes no representations about its suitability for any purpose.

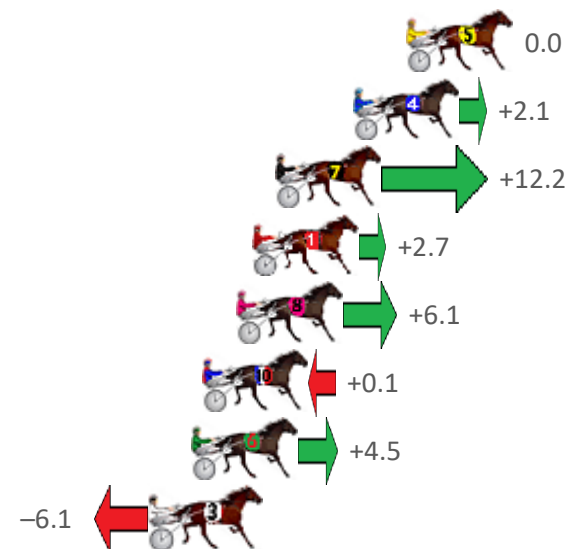
Albion Park Race 9 Distance 1660m

Tuesday, 18 January 2022

Gross Time: 1:57.50 MileRate: 1:53.90 LeadTime: 3.40s First Qtr: 26.90s Second Qtr: 30.30s Third Qtr: 28.30s Fourth Qtr: 28.60s

NoHorse	Plc	Margin	Time	800Time (W)	400 Time (W)
5 MOHS EM DOWN	1	0.0m	1:57.50	56.90s (0)	28.60s (0)
4 JUMPING JOLT	2	2.1m	1:57.66	56.75s (0)	28.44s (0)
7 COURAGEOUS SAINT	3	5.2m	1:57.89	56.04s (1)	27.59s (1)
1 KINGOFTHESTARS	4	6.1m	1:57.96	56.71s (0)	28.38s (0)
8 PARAVANI	5	6.7m	1:58.00	56.47s (0)	28.08s (0)
10 THATS HOW WEROLL	6	8.1m	1:58.11	56.89s (1)	28.44s (1)
6 BOHANNAN	7	8.5m	1:58.14	56.58s (1)	28.15s (1)
3 MAJOR GENERALJUJON	8	10.1m	1:58.26	57.33s (1)	28.89s (1)

Finish Position and metres gained from 800m



Sectionals
Powered
by



Home of Australian Harness Sectionals

PJ Harness Analyser

Daily Raw Data directly to your inbox



All Victorian Racing added as of 17 January 2022

www.pjdata.com.au admin@pjdata.com.au www.facebook.com/PJHarnessRacing



The Racing Queensland Board (trading as Racing Queensland) and provider are not responsible for the completeness or accuracy of any of the information contained herein, and makes no representations about its suitability for any purpose.

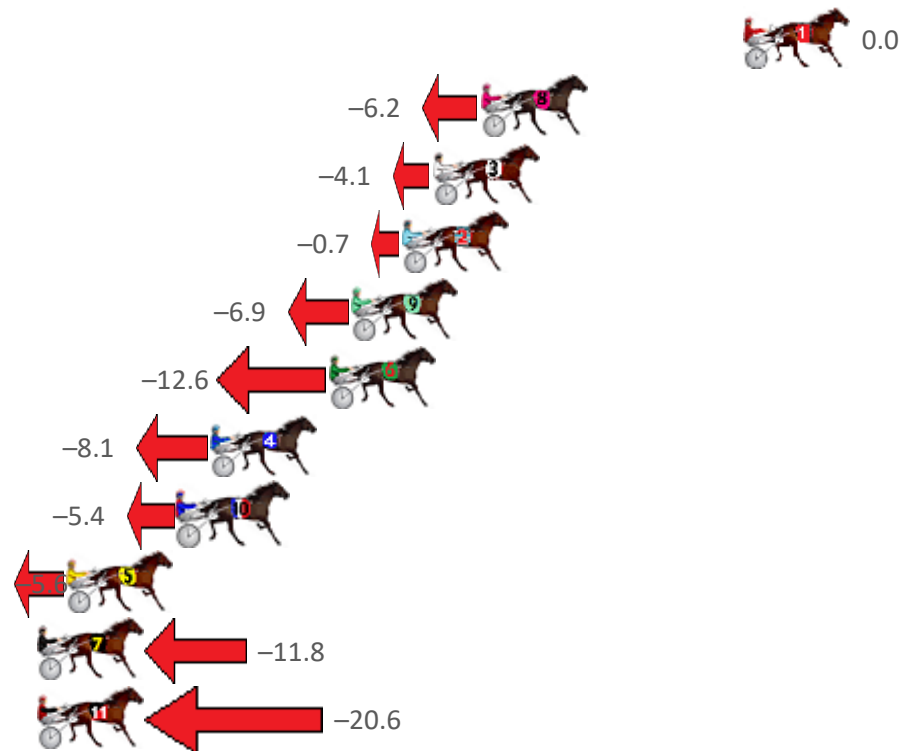
Albion Park Race 10 Distance 2138m

Tuesday, 18 January 2022

Gross Time: 2:36.40 MileRate: 1:57.70 LeadTime: 38.60s First Qtr: 31.40s Second Qtr: 30.40s Third Qtr: 28.10s Fourth Qtr: 27.90s

NoHorse	Plc	Margin	Time	800Time (W)	400 Time (W)
1 THREE IN HEAVEN	1	0.0m	2:36.40	56.00s (0)	27.90s (0)
8 B MAC C	2	10.4m	2:37.16	56.43s (0)	28.33s (0)
3 LADY AVANA	3	12.3m	2:37.30	56.29s (1)	28.20s (1)
2 CHEESANDKISSES	4	13.5m	2:37.39	56.05s (1)	27.96s (1)
9 BITCOIN	5	15.5m	2:37.54	56.48s (0)	28.38s (0)
6 VOODOO LOU	6	16.4m	2:37.60	56.88s (1)	28.79s (1)
4 BLUE MOON RISING	7	21.1m	2:37.95	56.56s (0)	28.45s (0)
10 PINUP BOY	8	22.4m	2:38.04	56.38s (1)	28.29s (1)
5 OHOKA JIMMY	9	26.8m	2:38.37	56.39s (1)	28.82s (2)
7 REGULUS	10	31.8m	2:38.73	56.82s (2)	29.45s (2)
11 FOUR STARZZZ FORSA	11	36.2m	2:39.06	57.43s (2)	30.05s (2)

Finish Position and metres gained from 800m



Sectionals
Powered
by



Home of Australian Harness Sectionals
PJ Harness Analyser Daily Raw Data directly to your inbox



All Victorian Racing added as of 17 January 2022

www.pjdata.com.au admin@pjdata.com.au www.facebook.com/PJHarnessRacing



The Racing Queensland Board (trading as Racing Queensland) and provider are not responsible for the completeness or accuracy of any of the information contained herein, and makes no representations about its suitability for any purpose.