

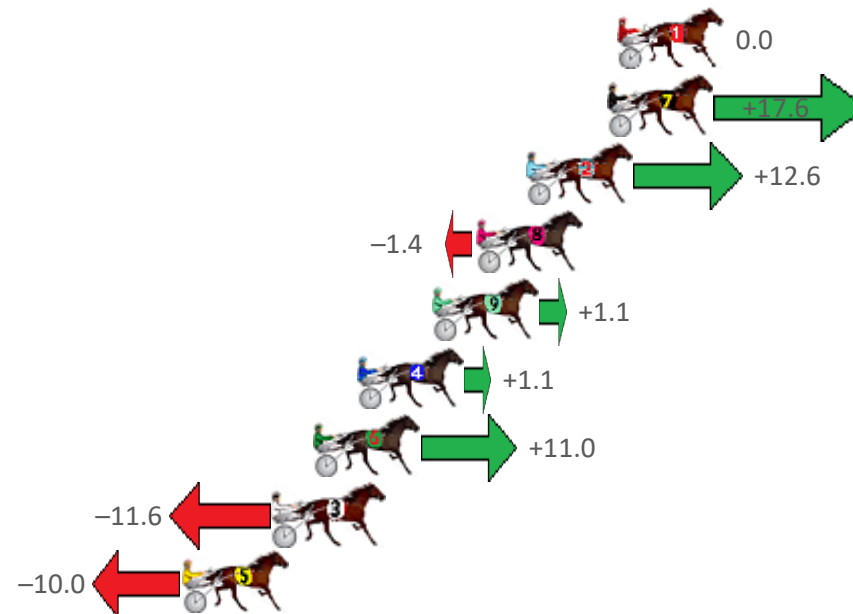
Albion Park Race 1 Distance 1660m

Friday, 21 January 2022

Gross Time: 1:59.20 MileRate: 1:55.60 LeadTime: 3.40s First Qtr: 26.80s Second Qtr: 30.50s Third Qtr: 28.70s Fourth Qtr: 29.80s

NoHorse	Plc	Margin	Time	800Time (W)	400 Time (W)
1 ISOLATION	1	0.0m	1:59.20	58.50s (0)	29.80s (0)
7 GIRL FROM OZ	2	0.4m	1:59.23	57.22s (2)	29.59s (2)
2 RINGOS A STAR	3	3.6m	1:59.48	57.58s (1)	29.15s (2)
8 RECIPE FOR DREAMING	4	5.6m	1:59.64	58.60s (0)	29.87s (0)
9 TORQUE WITH ESTEEM	5	7.3m	1:59.77	58.42s (0)	29.63s (0)
4 BONZA GUY	6	10.3m	2:00.00	58.42s (1)	29.48s (1)
6 NEW YORKER	7	12.0m	2:00.14	57.70s (1)	30.13s (2)
3 ALLSTAR SEA	8	13.6m	2:00.26	59.34s (1)	30.59s (1)
5 ONE LAST ROLL	9	17.2m	2:00.54	59.23s (1)	30.32s (1)

Finish Position and metres gained from 800m



Sectionals
Powered
by



Home of Australian Harness Sectionals

PJ Harness Analyser

Daily Raw Data directly to your inbox



All Victorian Racing added as of 17 January 2022

www.pjdata.com.au admin@pjdata.com.au www.facebook.com/PJHarnessRacing



The Racing Queensland Board (trading as Racing Queensland) and provider are not responsible for the completeness or accuracy of any of the information contained herein, and makes no representations about its suitability for any purpose.


Albion Park Race 2 Distance 2138m

Friday, 21 January 2022

Gross Time: 2:39.00 MileRate: 1:59.70 LeadTime: 38.70s First Qtr: 30.50s Second Qtr: 31.80s Third Qtr: 29.60s Fourth Qtr: 28.40s

NoHorse	Plc	Margin	Time	800Time (W)	400 Time (W)
3 A WHOLE LOTTA ROSIE	1	0.0m	2:39.00	58.00s (0)	28.40s (0)
1 MISSTREPO	2	2.4m	2:39.18	57.86s (0)	28.27s (0)
6 STRONG RESPONSE	3	5.5m	2:39.41	57.95s (1)	28.53s (1)
8 DOLLARBILL	4	15.0m	2:40.12	58.46s (0)	28.80s (0)
10 ARROKEEFE	5	17.3m	2:40.29	58.32s (0)	28.62s (0)
4 SOME GIRLSOMEWHERE	6	20.0m	2:40.49	58.39s (1)	28.87s (1)
12 JAY TEE TYRON	7	21.4m	2:40.60	58.32s (0)	28.33s (0)
5 JUDGE JUJON	8	23.4m	2:40.75	58.00s (1)	29.25s (2)
2 DESTINY JANE	9	23.7m	2:40.77	58.94s (1)	29.47s (1)
7 ROCKNHOLME	10	26.5m	2:40.98	58.38s (0)	29.17s (2)
9 CUPCAKESNWHIPCREA	11	26.8m	2:41.00	58.58s (1)	29.02s (1)
11 ITS SUPER EASY	12	27.5m	2:41.05	58.28s (2)	29.85s (2)

Finish Position and metres gained from 800m



Sectionals
Powered
by



Home of Australian Harness Sectionals
PJ Harness Analyser Daily Raw Data directly to your inbox



All Victorian Racing added as of 17 January 2022

www.pjdata.com.au admin@pjdata.com.au www.facebook.com/PJHarnessRacing



The Racing Queensland Board (trading as Racing Queensland) and provider are not responsible for the completeness or accuracy of any of the information contained herein, and makes no representations about its suitability for any purpose.

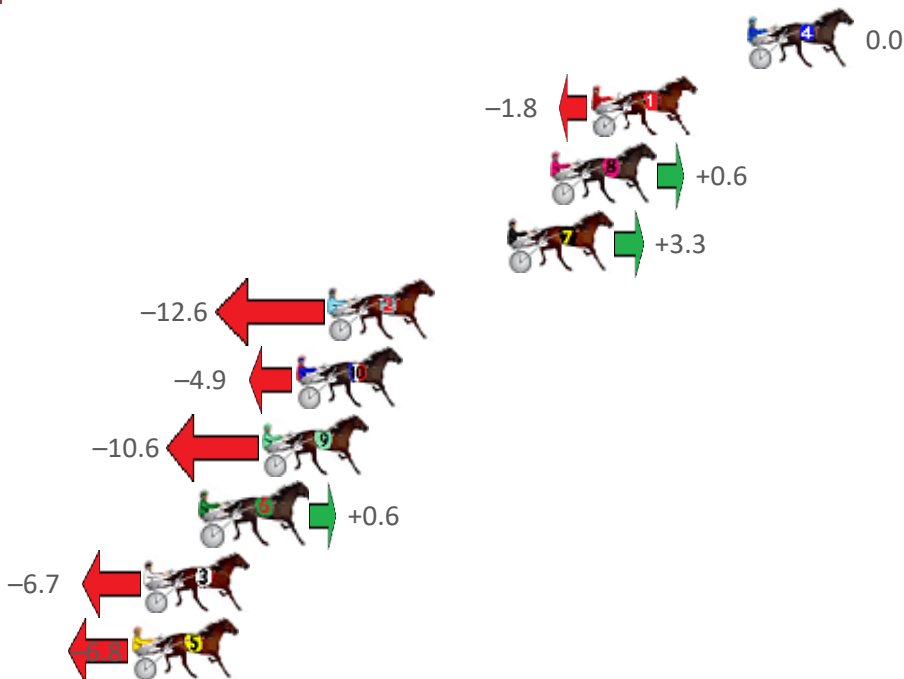
Albion Park Race 3 Distance 1660m

Friday, 21 January 2022

Gross Time: 1:59.80 MileRate: 1:56.20 LeadTime: 3.40s First Qtr: 29.10s Second Qtr: 31.10s Third Qtr: 28.40s Fourth Qtr: 27.80s

NoHorse	Plc	Margin	Time	800Time (W)	400 Time (W)
4 ROLL WITH ROCKY	1	0.0m	1:59.80	56.20s (0)	27.80s (0)
1 STICK MAN	2	6.2m	2:00.25	56.33s (0)	27.92s (0)
8 PRINCESS DANICA	3	7.8m	2:00.37	56.16s (0)	27.74s (0)
7 LETTERKENNY BOY	4	9.5m	2:00.49	55.97s (0)	27.57s (0)
2 LIFE OF BRIAN	5	16.6m	2:01.01	57.08s (1)	28.78s (1)
10 LIFES BLACK	6	17.9m	2:01.11	56.54s (1)	28.30s (2)
9 NO DOUBT	7	19.2m	2:01.20	56.94s (1)	28.71s (2)
6 ANOTHER STATEMENT	8	21.6m	2:01.38	56.16s (1)	28.15s (2)
3 SO KOOL MASTER	9	23.9m	2:01.55	56.67s (0)	28.25s (0)
5 COLONEL JOY	10	24.4m	2:01.58	56.68s (1)	28.55s (1)

Finish Position and metres gained from 800m



Sectionals
Powered
by



Home of Australian Harness Sectionals
PJ Harness Analyser Daily Raw Data directly to your inbox



All Victorian Racing added as of 17 January 2022

www.pjdata.com.au admin@pjdata.com.au www.facebook.com/PJHarnessRacing



The Racing Queensland Board (trading as Racing Queensland) and provider are not responsible for the completeness or accuracy of any of the information contained herein, and makes no representations about its suitability for any purpose.

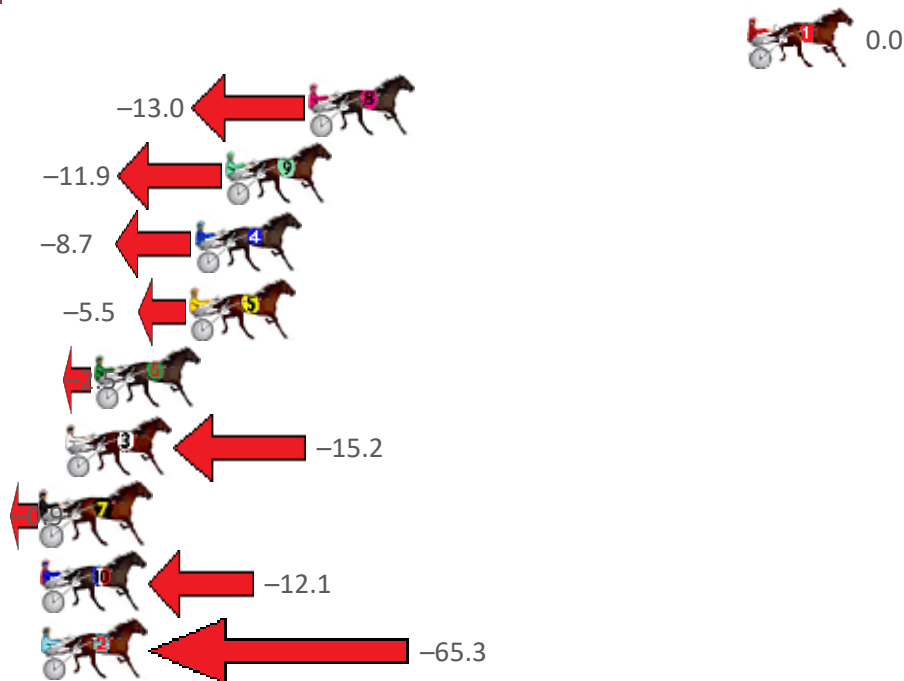
Albion Park Race 4 Distance 1660m

Friday, 21 January 2022

Gross Time: 2:00.90 MileRate: 1:57.20 LeadTime: 3.50s First Qtr: 28.60s Second Qtr: 31.50s Third Qtr: 28.70s Fourth Qtr: 28.60s

NoHorse	Plc	Margin	Time	800Time (W)	400 Time (W)
1 CHARLEVOIX	1	0.0m	2:00.90	57.30s (0)	28.60s (0)
8 FORTES IN FIDE	2	17.4m	2:02.21	58.23s (0)	29.41s (0)
9 DIGBY DEE	3	20.7m	2:02.45	58.15s (0)	29.29s (0)
4 KAY NORA SHANNON	4	21.9m	2:02.54	57.92s (0)	29.03s (0)
5 GETALOADATHISGIRL	5	22.1m	2:02.56	57.69s (1)	29.92s (1)
6 CROSSED LEGS	6	25.9m	2:02.85	57.48s (2)	29.89s (2)
3 MAN OF ACTION	7	27.0m	2:02.93	58.38s (1)	29.04s (1)
7 ARTS PEREGRINE	8	28.5m	2:03.04	57.36s (2)	29.59s (2)
10 THE HARRIS HAWK	9	32.7m	2:03.36	58.16s (1)	29.53s (2)
2 MONTANA PRIDE	10	72.7m	2:06.36	61.95s (1)	32.57s (1)

Finish Position and metres gained from 800m



Sectionals
Powered
by



Home of Australian Harness Sectionals
PJ Harness Analyser Daily Raw Data directly to your inbox



All Victorian Racing added as of 17 January 2022

www.pjdata.com.au admin@pjdata.com.au www.facebook.com/PJHarnessRacing



The Racing Queensland Board (trading as Racing Queensland) and provider are not responsible for the completeness or accuracy of any of the information contained herein, and makes no representations about its suitability for any purpose.

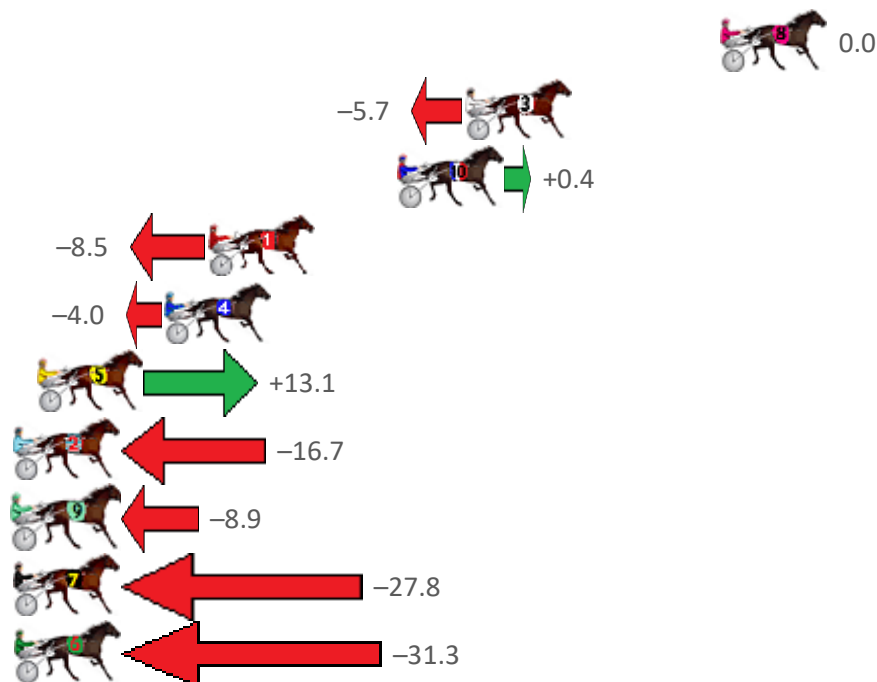
Albion Park Race 5 Distance 1660m

Friday, 21 January 2022

Gross Time: 2:02.50 MileRate: 1:58.70 LeadTime: 3.60s First Qtr: 30.00s Second Qtr: 30.30s Third Qtr: 28.60s Fourth Qtr: 30.00s

NoHorse	Plc	Margin	Time	800Time (W)	400 Time (W)
8 IM LOKI	1	0.0m	2:02.50	58.60s (0)	30.00s (0)
3 TICK OF THE CLOCK	2	10.1m	2:03.29	59.02s (0)	30.35s (0)
10 GO JO JOLT	3	12.8m	2:03.51	58.57s (1)	30.61s (1)
1 LEAPING LEO	4	20.3m	2:04.10	59.22s (0)	30.71s (0)
4 STEEVEN	5	22.0m	2:04.23	58.89s (1)	30.88s (1)
5 GETALOADATHISBRO	6	27.1m	2:04.63	57.65s (0)	30.14s (1)
2 AVEROSS DON	7	35.3m	2:05.27	59.82s (0)	31.28s (0)
9 TORQUE WRITER	8	36.9m	2:05.40	59.25s (0)	31.22s (1)
7 SUNDOWNER SHANNO	9	55.4m	2:06.85	60.62s (1)	32.09s (2)
6 BEYOND A SHADOW	10	64.1m	2:07.54	60.88s (0)	32.54s (0)

Finish Position and metres gained from 800m



Sectionals
Powered
by



Home of Australian Harness Sectionals

PJ Harness Analyser

Daily Raw Data directly to your inbox



All Victorian Racing added as of 17 January 2022

www.pjdata.com.au

admin@pjdata.com.au

www.facebook.com/PJHarnessRacing



The Racing Queensland Board (trading as Racing Queensland) and provider are not responsible for the completeness or accuracy of any of the information contained herein, and makes no representations about its suitability for any purpose.

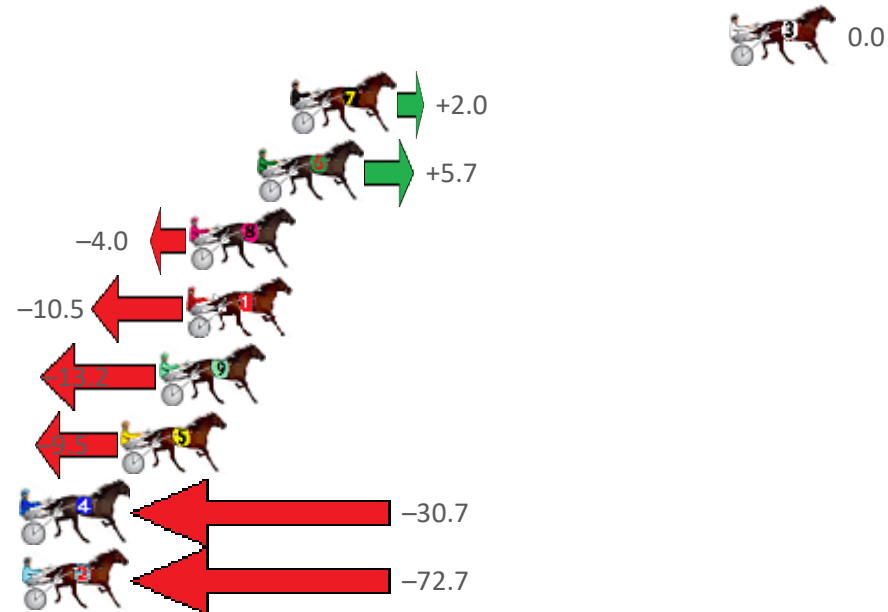
Albion Park Race 6 Distance 1660m

Friday, 21 January 2022

Gross Time: 2:01.10 MileRate: 1:57.40 LeadTime: 3.40s First Qtr: 27.80s Second Qtr: 30.60s Third Qtr: 28.80s Fourth Qtr: 30.50s

NoHorse	Plc	Margin	Time	800Time (W)	400 Time (W)
3 SWEET SANGRIA	1	0.0m	2:01.10	59.30s (0)	30.50s (0)
7 ILLAWONG DREAMTIM	2	17.4m	2:02.49	59.15s (1)	30.97s (3)
6 SHEREACTS	3	18.7m	2:02.59	58.88s (1)	30.77s (2)
8 SIGNOR JUJON	4	21.4m	2:02.81	59.59s (0)	30.67s (1)
1 LAZY BLAZE	5	21.5m	2:02.82	60.07s (0)	31.01s (0)
9 HANDSOME HARRY	6	22.6m	2:02.90	60.27s (1)	31.47s (2)
5 MAJOR GRANDEUR	7	24.1m	2:03.02	60.00s (1)	31.24s (1)
4 KOTARE ELITE	8	35.1m	2:03.90	61.56s (1)	32.66s (1)
2 ROLLONX	9	78.3m	2:07.35	64.66s (0)	35.65s (0)

Finish Position and metres gained from 800m



Sectionals
Powered
by



Home of Australian Harness Sectionals
PJ Harness Analyser Daily Raw Data directly to your inbox

NEW All Victorian Racing added as of 17 January 2022

www.pjdata.com.au admin@pjdata.com.au www.facebook.com/PJHarnessRacing



The Racing Queensland Board (trading as Racing Queensland) and provider are not responsible for the completeness or accuracy of any of the information contained herein, and makes no representations about its suitability for any purpose.


Albion Park Race 7 Distance 1660m

Friday, 21 January 2022

Gross Time: 2:01.50 MileRate: 1:57.70 LeadTime: 3.60s First Qtr: 27.30s Second Qtr: 32.20s Third Qtr: 29.40s Fourth Qtr: 29.00s

NoHorse	Plc	Margin	Time	800Time (W)	400 Time (W)
4 RING THE TILL	1	0.0m	2:01.50	57.49s (1)	28.22s (1)
1 WHATELEY	2	6.9m	2:02.03	58.60s (0)	29.18s (0)
2 KEAYANG SPONGE BOB	3	7.1m	2:02.04	58.31s (0)	28.86s (0)
5 RAINBOW JET	4	9.0m	2:02.18	57.85s (1)	28.57s (1)
3 BATTLECRAFT	5	9.6m	2:02.23	59.10s (0)	29.69s (0)
6 MAGICOL IDEAL	6	15.2m	2:02.66	58.56s (0)	29.06s (0)
8 BUKTHSYSTEM	7	26.5m	2:03.52	59.71s (1)	30.43s (1)
7 TUAKAU BEACH	8	36.0m	2:04.24	59.72s (0)	30.04s (0)
9 DANCING WITH MY EX	9	38.2m	2:04.41	59.63s (1)	30.18s (1)

Finish Position and metres gained from 800m



Sectionals
Powered
by



Home of Australian Harness Sectionals

PJ Harness Analyser

Daily Raw Data directly to your inbox



All Victorian Racing added as of 17 January 2022

www.pjdata.com.au

admin@pjdata.com.au

www.facebook.com/PJHarnessRacing



The Racing Queensland Board (trading as Racing Queensland) and provider are not responsible for the completeness or accuracy of any of the information contained herein, and makes no representations about its suitability for any purpose.

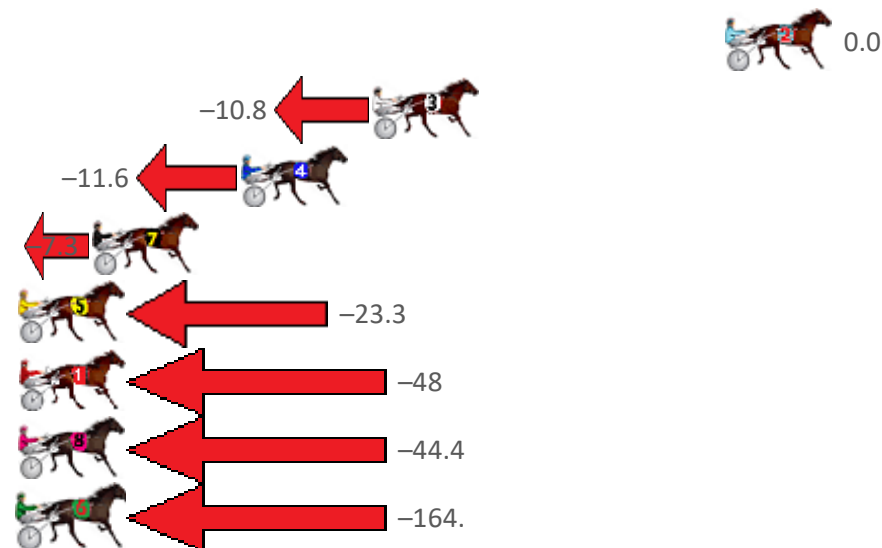
Albion Park Race 8 Distance 1660m

Friday, 21 January 2022

Gross Time: 2:01.60 MileRate: 1:57.90 LeadTime: 3.60s First Qtr: 29.60s Second Qtr: 30.40s Third Qtr: 28.40s Fourth Qtr: 29.60s

NoHorse	Plc	Margin	Time	800Time (W)	400 Time (W)
2 MELTON BEACH	1	0.0m	2:01.60	58.00s (0)	29.60s (0)
3 DIEGO DELGADO	2	14.0m	2:02.69	58.78s (1)	30.07s (0)
4 VERY TEMPTING	3	19.2m	2:03.09	58.84s (1)	30.07s (0)
7 SII SEMPRE TILLY	4	25.1m	2:03.55	58.53s (1)	29.78s (1)
5 EXPLANATION NOTED	5	36.5m	2:04.43	59.68s (1)	30.83s (0)
1 MISTER GALVINATOR	6	55.1m	2:05.87	61.41s (0)	31.77s (0)
8 BEARS BEST	7	57.0m	2:06.02	61.20s (0)	31.54s (1)
6 PRIDE AND LOUD	8	182.8m	2:15.78	69.85s (0)	38.27s (0)

Finish Position and metres gained from 800m



Sectionals
Powered
by



Home of Australian Harness Sectionals

PJ Harness Analyser

Daily Raw Data directly to your inbox



All Victorian Racing added as of 17 January 2022

www.pjdata.com.au

admin@pjdata.com.au

www.facebook.com/PJHarnessRacing



The Racing Queensland Board (trading as Racing Queensland) and provider are not responsible for the completeness or accuracy of any of the information contained herein, and makes no representations about its suitability for any purpose.