

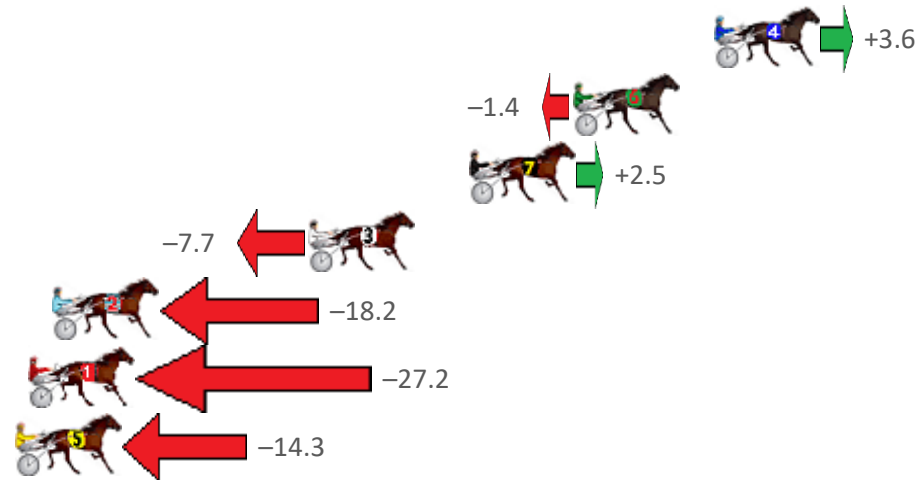
Marburg Race 1 Distance 1850m

Sunday, 6 March 2022

Gross Time: 2:20.50 MileRate: 2:02.20 LeadTime: 18.80s First Qtr: 30.80s Second Qtr: 31.90s Third Qtr: 28.60s Fourth Qtr: 30.40s

NoHorse	Plc	Margin	Time	800Time (W)	400 Time (W)
4 A GOOD IDEAL	1	0.0m	2:20.50	58.74s (1)	30.40s (1)
6 STRAYTOTHEPOOLROO	2	5.6m	2:20.95	59.10s (0)	30.43s (1)
7 TIMENPATIENCE	3	9.7m	2:21.27	58.82s (1)	30.26s (1)
3 TEACHERS PET	4	16.1m	2:21.78	59.56s (0)	30.83s (0)
2 KID CALVERT	5	26.2m	2:22.58	60.33s (1)	31.14s (1)
1 PAGEANTRY	6	27.2m	2:22.66	60.99s (0)	32.17s (0)
5 COUNTRY RUN	7	27.7m	2:22.70	60.05s (0)	31.25s (0)

Finish Position and metres gained from 800m



Sectionals
Powered
by



Home of Australian Harness Sectionals
PJ Harness Analyser Daily Raw Data directly to your inbox



All Victorian Racing added as of 17 January 2022

www.pjdata.com.au admin@pjdata.com.au www.facebook.com/PJHarnessRacing



The Racing Queensland Board (trading as Racing Queensland) and provider are not responsible for the completeness or accuracy of any of the information contained herein, and makes no representations about its suitability for any purpose.

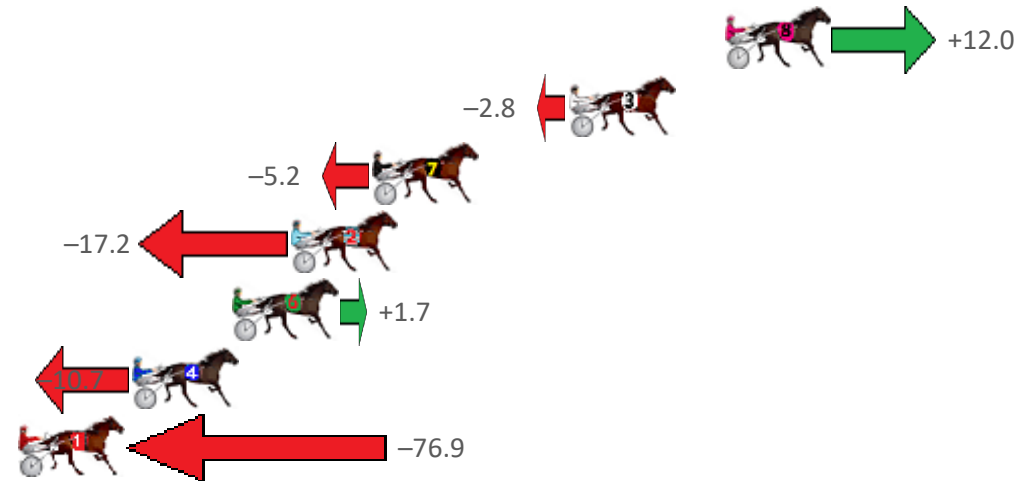
Marburg Race 2 Distance 1850m

Sunday, 6 March 2022

Gross Time: 2:20.40 MileRate: 2:02.10 LeadTime: 18.10s First Qtr: 30.40s Second Qtr: 32.80s Third Qtr: 28.30s Fourth Qtr: 30.80s

NoHorse	Plc	Margin	Time	800Time (W)	400 Time (W)
8 FORGIVE ME	1	0.0m	2:20.40	58.22s (2)	30.80s (1)
3 QUALITY TIME	2	6.2m	2:20.90	59.31s (1)	30.77s (1)
7 SIR SEMPER FIDELIS	3	14.0m	2:21.53	59.48s (1)	30.94s (1)
2 VALKYRIE HANOVER	4	17.2m	2:21.79	60.36s (0)	31.92s (0)
6 BE ON THE SLY	5	19.5m	2:21.97	58.98s (1)	30.49s (1)
4 TILDALYN	6	23.5m	2:22.29	59.89s (0)	31.45s (0)
1 ELLE JAY	7	118.9m	2:29.98	64.75s (0)	34.93s (0)

Finish Position and metres gained from 800m



Sectionals
Powered
by



Home of Australian Harness Sectionals
PJ Harness Analyser Daily Raw Data directly to your inbox



All Victorian Racing added as of 17 January 2022

www.pjdata.com.au admin@pjdata.com.au www.facebook.com/PJHarnessRacing



The Racing Queensland Board (trading as Racing Queensland) and provider are not responsible for the completeness or accuracy of any of the information contained herein, and makes no representations about its suitability for any purpose.

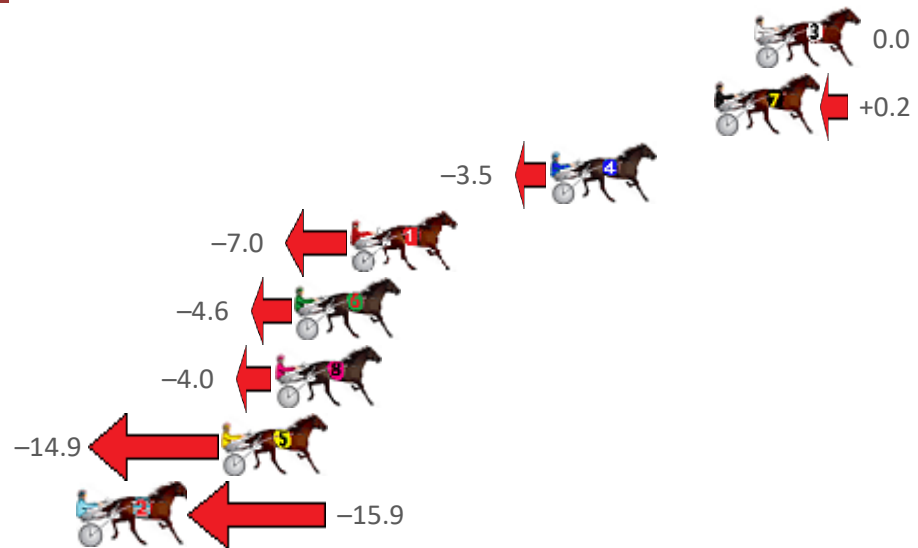
Marburg Race 3 Distance 1850m

Sunday, 6 March 2022

Gross Time: 2:20.10 MileRate: 2:01.90 LeadTime: 17.00s First Qtr: 30.60s Second Qtr: 32.60s Third Qtr: 29.70s Fourth Qtr: 30.20s

NoHorse	Plc	Margin	Time	800Time (W)	400 Time (W)
3 DUKE	1	0.0m	2:20.10	59.90s (0)	30.20s (0)
7 CIRCLE LINE	2	1.6m	2:20.23	59.89s (1)	30.15s (1)
4 JUST ONE GOOD ONE	3	8.1m	2:20.74	60.16s (0)	30.45s (0)
1 AURORA ROSE	4	16.0m	2:21.37	60.42s (0)	30.70s (0)
6 WHATA CHALLENGE	5	18.2m	2:21.54	60.24s (0)	30.55s (0)
8 OUR EDUARDO DENARI	6	19.0m	2:21.60	60.20s (1)	30.34s (1)
5 JOY MAKER	7	21.1m	2:21.77	61.01s (1)	31.20s (1)
2 CAMPBELL BEST	8	26.7m	2:22.21	61.08s (1)	31.27s (1)

Finish Position and metres gained from 800m



Sectionals
Powered
by



Home of Australian Harness Sectionals
PJ Harness Analyser Daily Raw Data directly to your inbox

NEW All Victorian Racing added as of 17 January 2022

www.pjdata.com.au admin@pjdata.com.au www.facebook.com/PJHarnessRacing



The Racing Queensland Board (trading as Racing Queensland) and provider are not responsible for the completeness or accuracy of any of the information contained herein, and makes no representations about its suitability for any purpose.

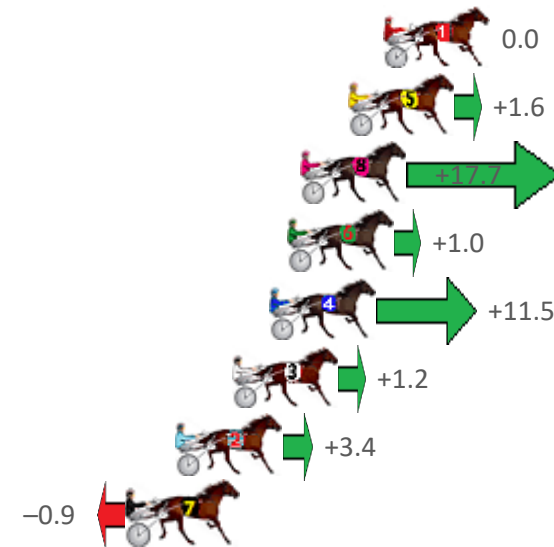
Marburg Race 4 Distance 1850m

Sunday, 6 March 2022

Gross Time: 2:19.70 MileRate: 2:01.50 LeadTime: 17.40s First Qtr: 30.30s Second Qtr: 33.30s Third Qtr: 28.40s Fourth Qtr: 30.30s

NoHorse	Plc	Margin	Time	800Time (W)	400 Time (W)
1 SHOWEM SIMON	1	0.0m	2:19.70	58.70s (0)	30.30s (0)
5 BATTLECRAFT	2	1.4m	2:19.81	58.58s (1)	30.28s (1)
8 IMA BEACH BABE	3	3.3m	2:19.96	57.41s (1)	30.08s (2)
6 KAY NORA SHANNON	4	3.8m	2:20.00	58.63s (0)	30.27s (0)
4 NEWMERELLA LADYKAY	5	4.5m	2:20.06	57.86s (1)	29.61s (0)
3 RANCHO MAN	6	6.0m	2:20.18	58.61s (1)	30.24s (1)
2 SHAKATIE	7	8.2m	2:20.35	58.45s (1)	30.04s (1)
7 NOT THE KINGSWOOD	8	10.1m	2:20.50	58.77s (0)	30.41s (0)

Finish Position and metres gained from 800m



Sectionals
Powered
by



Home of Australian Harness Sectionals
PJ Harness Analyser Daily Raw Data directly to your inbox

NEW All Victorian Racing added as of 17 January 2022
www.pjdata.com.au admin@pjdata.com.au www.facebook.com/PJHarnessRacing



The Racing Queensland Board (trading as Racing Queensland) and provider are not responsible for the completeness or accuracy of any of the information contained herein, and makes no representations about its suitability for any purpose.

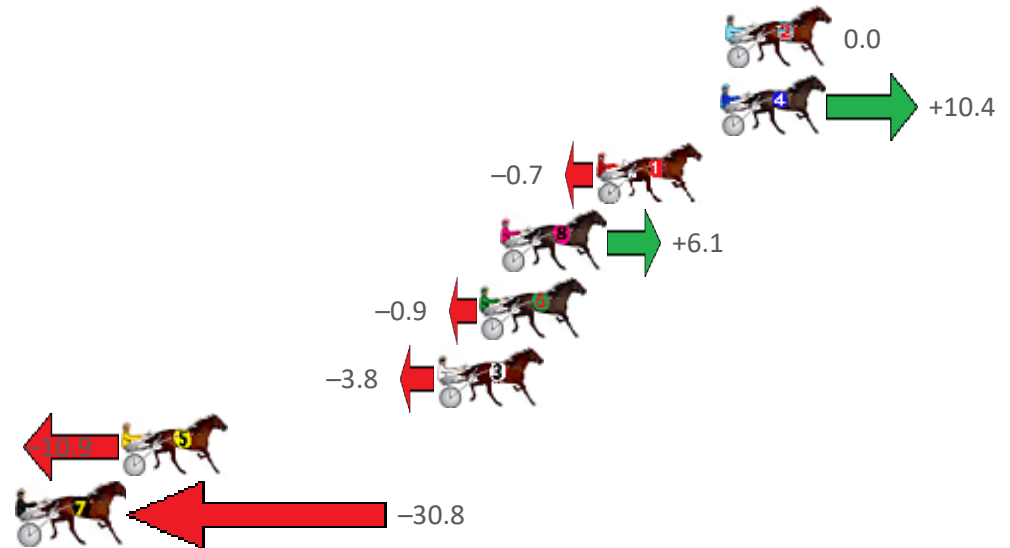
Marburg Race 5 Distance 1850m

Sunday, 6 March 2022

Gross Time: 2:18.10 MileRate: 2:00.20 LeadTime: 16.90s First Qtr: 30.20s Second Qtr: 32.50s Third Qtr: 28.00s Fourth Qtr: 30.50s

NoHorse	Plc	Margin	Time	800Time (W)	400 Time (W)
2 MAGICOL IDEAL	1	0.0m	2:18.10	58.50s (0)	30.50s (0)
4 DOLLARBILL	2	0.2m	2:18.12	57.74s (2)	30.21s (1)
1 HIGH ON MONTANA	3	5.1m	2:18.51	58.55s (0)	30.46s (0)
8 MISS MIA	4	8.9m	2:18.81	58.06s (2)	30.51s (2)
6 ARNOLD STREET	5	9.7m	2:18.87	58.57s (0)	30.37s (0)
3 GROOVY MISS ANNIE	6	11.4m	2:19.01	58.78s (1)	30.26s (1)
5 HURRIKANE KING	7	23.9m	2:20.01	59.29s (0)	31.04s (2)
7 SPRINGFIELD SPIRIT	8	34.2m	2:20.83	60.74s (1)	32.32s (1)

Finish Position and metres gained from 800m



Sectionals
Powered
by



Home of Australian Harness Sectionals
PJ Harness Analyser Daily Raw Data directly to your inbox

NEW All Victorian Racing added as of 17 January 2022
www.pjdata.com.au admin@pjdata.com.au www.facebook.com/PJHarnessRacing



The Racing Queensland Board (trading as Racing Queensland) and provider are not responsible for the completeness or accuracy of any of the information contained herein, and makes no representations about its suitability for any purpose.

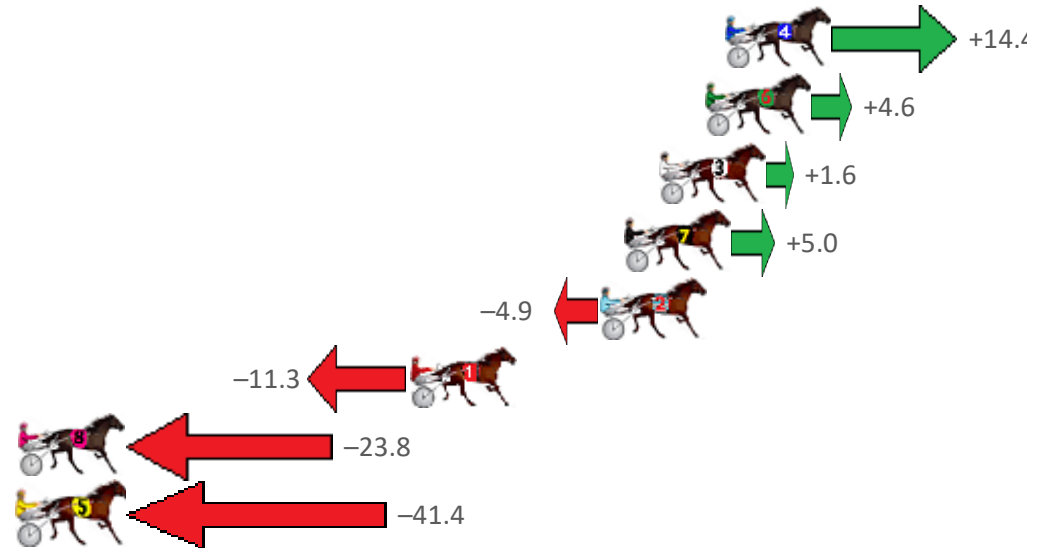
Marburg Race 6 Distance 1850m

Sunday, 6 March 2022

Gross Time: 2:17.00 MileRate: 1:59.10 LeadTime: 17.10s First Qtr: 31.30s Second Qtr: 31.10s Third Qtr: 27.50s Fourth Qtr: 30.00s

NoHorse	Plc	Margin	Time	800Time (W)	400 Time (W)
4 B MAC C	1	0.0m	2:17.00	56.47s (1)	29.22s (1)
6 BARKWAY ARNOLD	2	0.8m	2:17.06	57.17s (0)	29.25s (0)
3 ITS MR CLOONEY	3	2.6m	2:17.20	57.39s (1)	30.10s (1)
7 MOLLIESMARYELLE	4	4.0m	2:17.31	57.14s (1)	29.84s (1)
2 TEARAWAY DIAMOND	5	4.9m	2:17.39	57.85s (1)	30.37s (0)
1 JAY TEE TYRON	6	12.5m	2:17.98	58.31s (0)	30.44s (0)
8 BE MY ROCK	7	43.0m	2:20.38	59.20s (1)	31.22s (0)
5 GOLDEN SAND	8	68.0m	2:22.34	60.46s (0)	31.57s (0)

Finish Position and metres gained from 800m



Sectionals
Powered
by



Home of Australian Harness Sectionals
PJ Harness Analyser Daily Raw Data directly to your inbox



All Victorian Racing added as of 17 January 2022

www.pjdata.com.au admin@pjdata.com.au www.facebook.com/PJHarnessRacing



The Racing Queensland Board (trading as Racing Queensland) and provider are not responsible for the completeness or accuracy of any of the information contained herein, and makes no representations about its suitability for any purpose.