

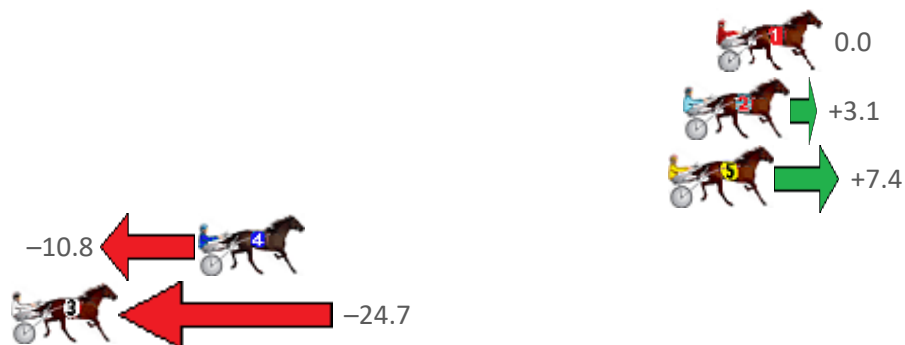
# Albion Park Race 1 Distance 1660m

Tuesday, 5 April 2022

Gross Time: 2:03.70 MileRate: 1:59.90 LeadTime: 3.50s First Qtr: 30.00s Second Qtr: 31.70s Third Qtr: 29.60s Fourth Qtr: 28.90s

No Horse	Plc	Margin	Time	800Time (W)	400 Time (W)
1 EMPRESS BYELINE	1	0.0m	2:03.70	58.50s (0)	28.90s (0)
2 FOXI FIVE	2	1.3m	2:03.80	58.28s (0)	28.64s (0)
5 MISS FROUFROU	3	1.9m	2:03.84	57.96s (0)	28.32s (0)
4 PRETTY GOOD REASON	4	20.6m	2:05.26	59.34s (1)	29.62s (2)
3 POTTER	5	30.1m	2:05.98	60.38s (1)	30.58s (1)

## Finish Position and metres gained from 800m



Sectionals  
Powered  
by



Home of PJ Harness Analyser

Want to know how successful PJ Harness Analyser is?  
Click here for regular updates

[www.pjdata.com.au](http://www.pjdata.com.au) [admin@pjdata.com.au](mailto:admin@pjdata.com.au) [www.facebook.com/PJHarnessRacing](https://www.facebook.com/PJHarnessRacing)



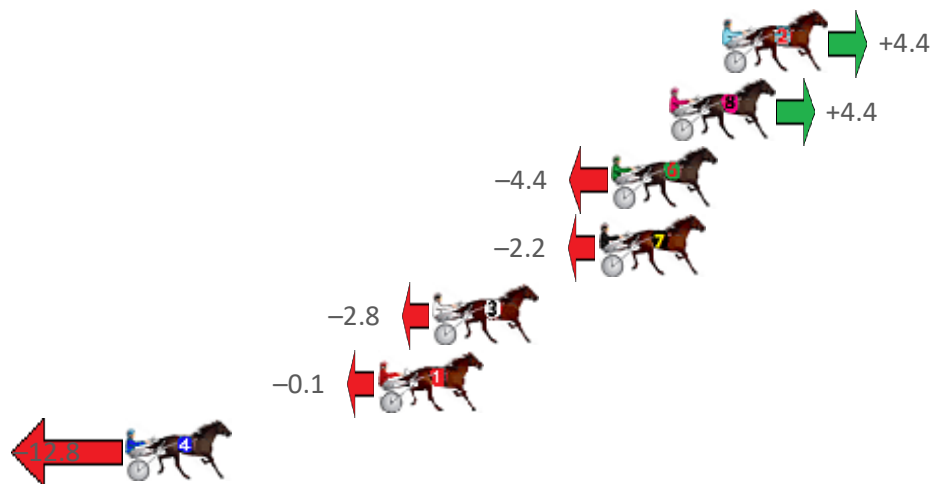
# Albion Park Race 2 Distance 2138m

Tuesday, 5 April 2022

Gross Time: 2:46.90 MileRate: 2:05.10 LeadTime: 44.00s First Qtr: 32.40s Second Qtr: 30.50s Third Qtr: 29.60s Fourth Qtr: 30.40s

No Horse	Plc	Margin	Time	800Time (W)	400 Time (W)
2 MAJESTIC SPEED	1	0.0m	2:46.90	59.68s (0)	30.08s (0)
8 THE REAPER	2	2.1m	2:47.07	59.69s (1)	30.05s (1)
6 AURORA	3	4.4m	2:47.25	60.35s (0)	30.75s (0)
7 MILLY AN EYRE	4	4.9m	2:47.29	60.19s (1)	30.55s (1)
3 ALDEBARAN SELENA	5	11.5m	2:47.82	60.28s (0)	30.72s (0)
1 JACCKA WATCH	6	13.7m	2:47.99	60.09s (0)	30.53s (0)
4 KAPAI	7	23.7m	2:48.79	61.09s (1)	31.41s (1)

Finish Position and metres gained from 800m



Sectionals  
Powered  
by



Home of PJ Harness Analyser

Want to know how successful PJ Harness Analyser is?  
Click here for regular updates

[www.pjdata.com.au](http://www.pjdata.com.au) [admin@pjdata.com.au](mailto:admin@pjdata.com.au) [www.facebook.com/PJHarnessRacing](https://www.facebook.com/PJHarnessRacing)



The Racing Queensland Board (trading as Racing Queensland) and provider are not responsible for the completeness or accuracy of any of the information contained herein, and makes no representations about its suitability for any purpose.

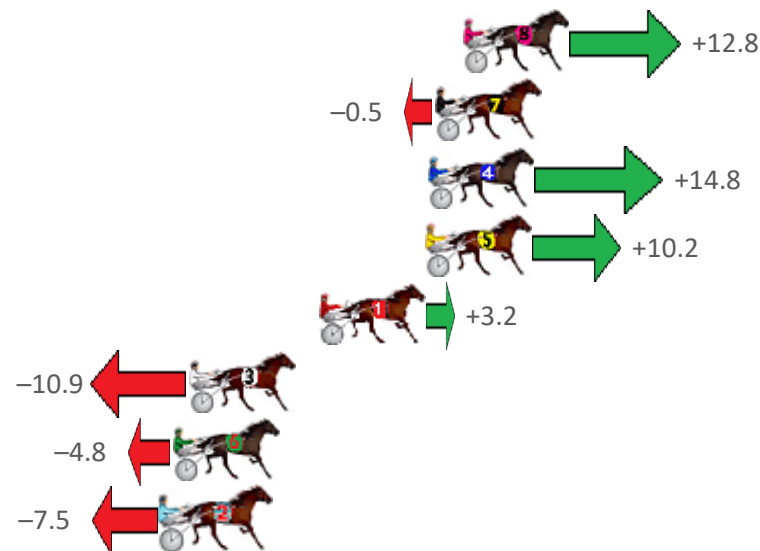
# Albion Park Race 3 Distance 1660m

Tuesday, 5 April 2022

Gross Time: 2:01.00 MileRate: 1:57.30 LeadTime: 3.30s First Qtr: 28.00s Second Qtr: 29.50s Third Qtr: 28.90s Fourth Qtr: 31.30s

No Horse	Plc	Margin	Time	800Time (W)	400 Time (W)
8 BETTOR MEMORIES	1	0.0m	2:01.00	59.28s (0)	30.14s (0)
7 MI FURIOSO TORO	2	1.1m	2:01.09	60.25s (1)	31.39s (1)
4 DIEGO DELGADO	3	1.4m	2:01.11	59.15s (1)	30.25s (1)
5 FORTES IN FIDE	4	1.5m	2:01.12	59.48s (1)	30.58s (1)
1 RANCHO MAN	5	5.7m	2:01.47	60.03s (0)	30.97s (0)
3 ILLAWONG DREAMTIM	6	10.9m	2:01.89	61.09s (0)	32.15s (0)
6 SHARP SHOOTER	7	11.5m	2:01.94	60.66s (1)	31.72s (1)
2 NON PASSARE	8	12.0m	2:01.98	60.86s (0)	31.84s (0)

Finish Position and metres gained from 800m



Sectionals  
Powered  
by



Home of PJ Harness Analyser

Want to know how successful PJ Harness Analyser is?  
Click here for regular updates

[www.pjdata.com.au](http://www.pjdata.com.au) [admin@pjdata.com.au](mailto:admin@pjdata.com.au) [www.facebook.com/PJHarnessRacing](https://www.facebook.com/PJHarnessRacing)



The Racing Queensland Board (trading as Racing Queensland) and provider are not responsible for the completeness or accuracy of any of the information contained herein, and makes no representations about its suitability for any purpose.

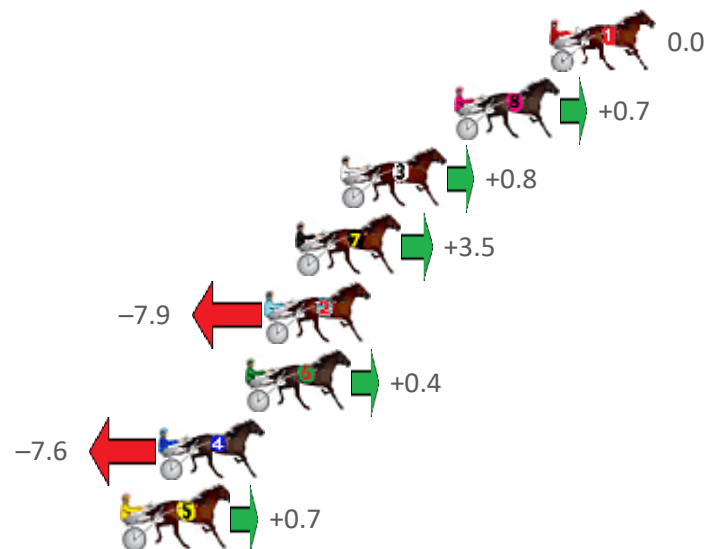
# Albion Park Race 4 Distance 1660m

Tuesday, 5 April 2022

Gross Time: 1:59.50 MileRate: 1:55.80 LeadTime: 3.20s First Qtr: 28.80s Second Qtr: 31.50s Third Qtr: 28.40s Fourth Qtr: 27.60s

No Horse	Plc	Margin	Time	800Time (W)	400 Time (W)
1 SUMOMENTSOMEWHE	1	0.0m	1:59.50	56.00s (0)	27.60s (0)
8 FOUR STARZZZ FORSA	2	3.8m	1:59.78	55.96s (0)	27.62s (0)
3 REGULUS	3	8.3m	2:00.10	55.96s (0)	27.68s (0)
7 MUCH BETTOR	4	10.1m	2:00.23	55.77s (0)	27.49s (0)
2 MUMMYS BOY	5	11.3m	2:00.32	56.58s (1)	28.26s (1)
6 ROCKS OR DIAMONDS	6	12.1m	2:00.38	56.00s (1)	28.08s (2)
4 GASMONKEY	7	15.5m	2:00.63	56.57s (1)	28.09s (1)
5 SPEAK WITH SAM	8	16.9m	2:00.73	55.99s (0)	27.71s (0)

Finish Position and metres gained from 800m



Sectionals  
Powered  
by



Home of PJ Harness Analyser

Want to know how successful PJ Harness Analyser is?  
Click here for regular updates

[www.pjdata.com.au](http://www.pjdata.com.au) [admin@pjdata.com.au](mailto:admin@pjdata.com.au) [www.facebook.com/PJHarnessRacing](https://www.facebook.com/PJHarnessRacing)



The Racing Queensland Board (trading as Racing Queensland) and provider are not responsible for the completeness or accuracy of any of the information contained herein, and makes no representations about its suitability for any purpose.

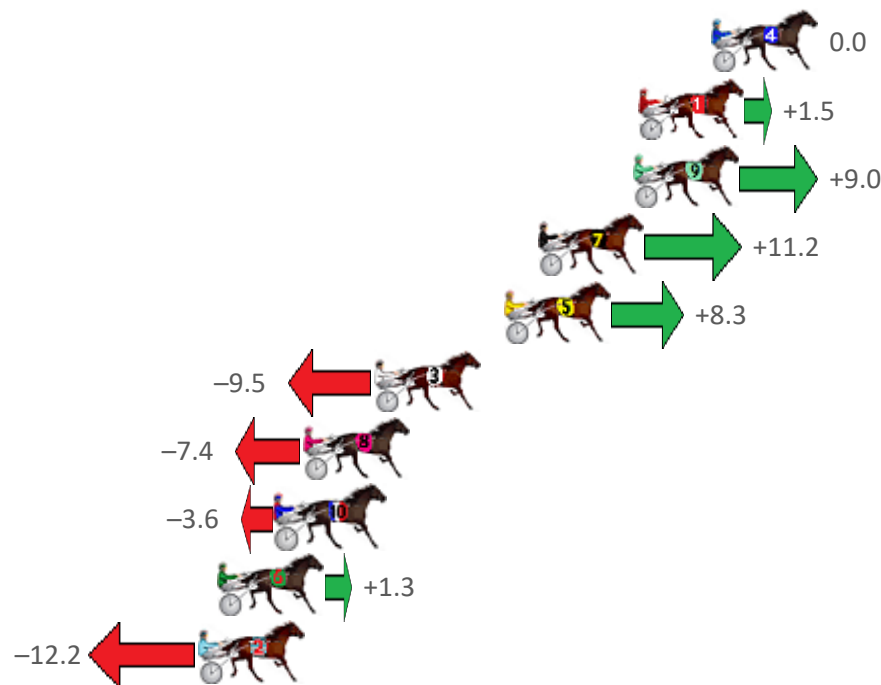
# Albion Park Race 5 Distance 1660m

Tuesday, 5 April 2022

Gross Time: 2:01.20 MileRate: 1:57.50 LeadTime: 3.40s First Qtr: 28.50s Second Qtr: 32.00s Third Qtr: 29.30s Fourth Qtr: 28.00s

No Horse	Plc	Margin	Time	800Time (W)	400 Time (W)
4 DELIGHTFUL LOU	1	0.0m	2:01.20	57.30s (0)	28.00s (0)
1 OUR AUNTY ASH	2	2.9m	2:01.41	57.19s (0)	27.89s (0)
9 ALWAYS BME	3	3.1m	2:01.43	56.65s (1)	27.67s (2)
7 MELTON BEACH	4	6.9m	2:01.71	56.49s (0)	27.63s (1)
5 ZARAS A TREASURE	5	8.2m	2:01.80	56.70s (1)	27.72s (2)
3 BAD BOY BORIS	6	13.4m	2:02.19	58.01s (1)	28.79s (1)
8 SII SEMPRE TILLY	7	16.2m	2:02.39	57.85s (0)	28.59s (0)
10 MAYWYN MACDUFF	8	17.3m	2:02.47	57.57s (0)	28.35s (0)
6 ROBERTS DELIGHT	9	19.6m	2:02.64	57.22s (1)	28.24s (1)
2 JELIGNITE JACK	10	20.4m	2:02.70	58.20s (1)	28.98s (1)

Finish Position and metres gained from 800m



Sectionals  
Powered  
by



Home of PJ Harness Analyser

Want to know how successful PJ Harness Analyser is?  
Click here for regular updates

[www.pjdata.com.au](http://www.pjdata.com.au) [admin@pjdata.com.au](mailto:admin@pjdata.com.au) [www.facebook.com/PJHarnessRacing](https://www.facebook.com/PJHarnessRacing)



The Racing Queensland Board (trading as Racing Queensland) and provider are not responsible for the completeness or accuracy of any of the information contained herein, and makes no representations about its suitability for any purpose.



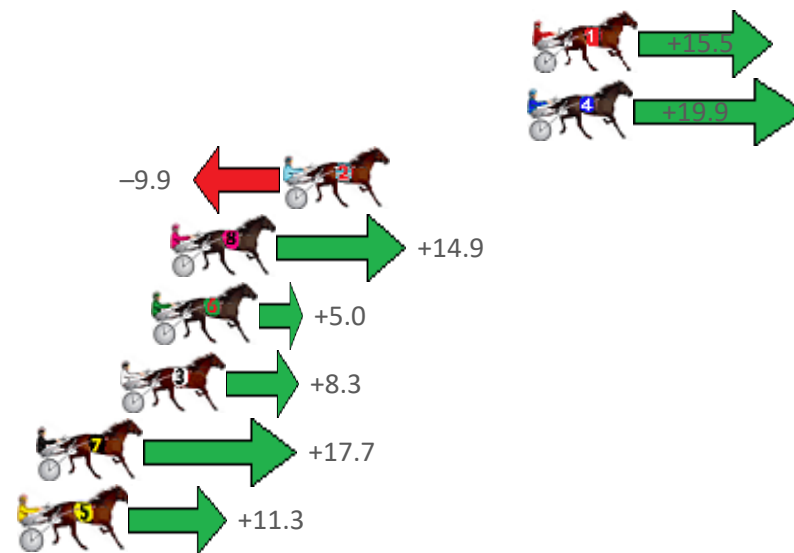
# Albion Park Race 6 Distance 1660m

Tuesday, 5 April 2022

Gross Time: 1:57.50 MileRate: 1:54.00 LeadTime: 3.20s First Qtr: 26.90s Second Qtr: 30.20s Third Qtr: 28.00s Fourth Qtr: 29.20s

No Horse	Plc	Margin	Time	800Time (W)	400 Time (W)
1 THE HERVEY BAY	1	0.0m	1:57.50	56.12s (0)	28.44s (0)
4 COPPERFIELD	2	0.2m	1:57.52	55.82s (0)	28.14s (0)
2 HY VOLTAGE	3	9.9m	1:58.26	57.96s (0)	29.96s (0)
8 FLYING ART	4	14.4m	1:58.60	56.26s (1)	28.42s (2)
6 ITZ CHEROKEE JACK	5	15.1m	1:58.66	56.96s (1)	29.12s (1)
3 MISTER HART	6	16.4m	1:58.76	56.74s (1)	28.78s (1)
7 GIRL FROM OZ	7	19.7m	1:59.01	56.11s (1)	28.75s (0)
5 HE SAID SHE SAID	8	20.3m	1:59.05	56.55s (0)	29.27s (0)

Finish Position and metres gained from 800m



Sectionals  
Powered  
by



Home of PJ Harness Analyser

Want to know how successful PJ Harness Analyser is?  
Click here for regular updates

[www.pjdata.com.au](http://www.pjdata.com.au) [admin@pjdata.com.au](mailto:admin@pjdata.com.au) [www.facebook.com/PJHarnessRacing](https://www.facebook.com/PJHarnessRacing)



The Racing Queensland Board (trading as Racing Queensland) and provider are not responsible for the completeness or accuracy of any of the information contained herein, and makes no representations about its suitability for any purpose.

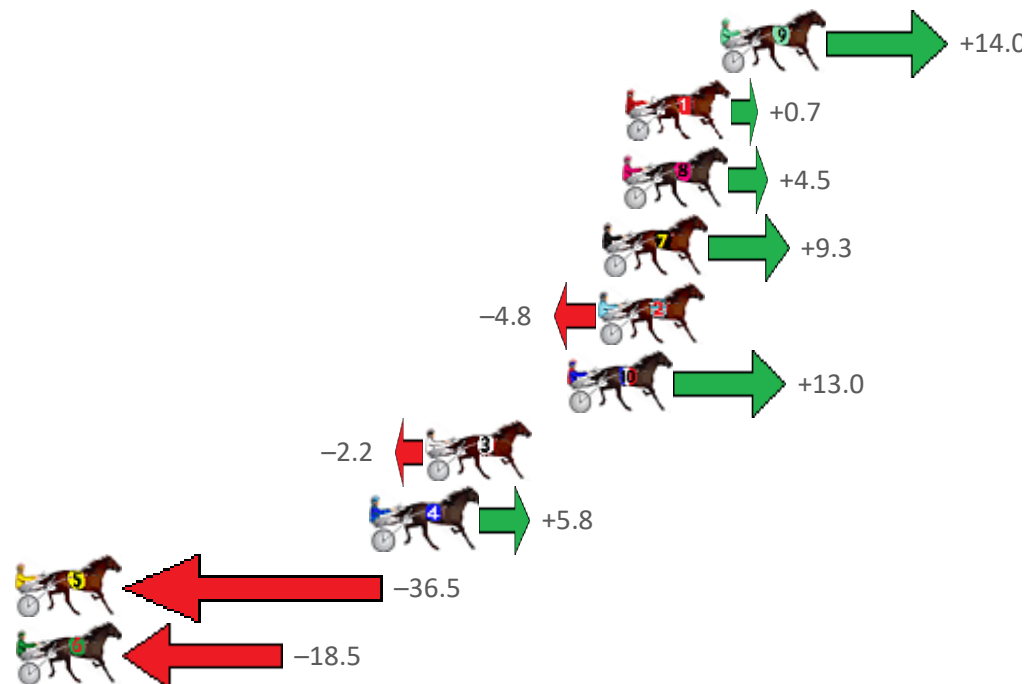
# Albion Park Race 7 Distance 1660m

Tuesday, 5 April 2022

Gross Time: 2:00.30 MileRate: 1:56.60 LeadTime: 3.40s First Qtr: 27.40s Second Qtr: 31.30s Third Qtr: 28.70s Fourth Qtr: 29.50s

No Horse	Plc	Margin	Time	800Time (W)	400 Time (W)
9 FRANCO NANDOR	1	0.0m	2:00.30	57.20s (1)	29.14s (2)
1 MOTU AMETHYST	2	3.8m	2:00.59	58.17s (0)	29.51s (0)
8 GOLDEN SAND	3	3.9m	2:00.60	57.90s (0)	29.20s (0)
7 SUNNY RICE	4	4.7m	2:00.66	57.56s (0)	28.94s (0)
2 CHARLEVOIX	5	4.8m	2:00.67	58.57s (0)	29.87s (0)
10 MAYWYN TROUBADOU	6	6.1m	2:00.77	57.31s (1)	29.21s (2)
3 ILLBEWATCHING	7	11.7m	2:01.20	58.42s (1)	29.68s (1)
4 LETSPLAYUNI	8	13.8m	2:01.37	57.87s (0)	29.37s (0)
5 CHAL BE	9	41.6m	2:03.52	61.06s (1)	32.28s (1)
6 GOALKICKER	10	42.6m	2:03.59	59.77s (1)	31.27s (1)

Finish Position and metres gained from 800m



Sectionals  
Powered  
by



Home of PJ Harness Analyser

Want to know how successful PJ Harness Analyser is?  
Click here for regular updates

[www.pjdata.com.au](http://www.pjdata.com.au) [admin@pjdata.com.au](mailto:admin@pjdata.com.au) [www.facebook.com/PJHarnessRacing](https://www.facebook.com/PJHarnessRacing)




# Albion Park Race 8 Distance 1660m

Tuesday, 5 April 2022

Gross Time: 1:59.40 MileRate: 1:55.80 LeadTime: 3.40s First Qtr: 29.20s Second Qtr: 30.00s Third Qtr: 27.60s Fourth Qtr: 29.20s

No Horse	Plc	Margin	Time	800Time (W)	400 Time (W)
6 BEACH MAGIC	1	0.0m	1:59.40	56.28s (1)	28.60s (1)
4 I AM SPARTA	2	0.8m	1:59.46	56.86s (0)	29.26s (0)
2 PRECIOUS SARA	3	6.5m	1:59.90	56.66s (0)	29.02s (0)
7 AMAMI	4	6.8m	1:59.92	57.12s (1)	29.48s (1)
3 SHEREACTS	5	7.5m	1:59.97	57.05s (0)	29.45s (0)
9 DEVOUGED	6	12.5m	2:00.36	56.88s (1)	29.24s (1)
8 ROCKINDOWNUNDER	7	15.0m	2:00.55	56.63s (0)	28.83s (0)
1 LANCELOT BROMAC	8	16.7m	2:00.68	57.12s (0)	29.32s (0)
10 ROCK IT BABY	9	16.9m	2:00.69	56.85s (1)	29.29s (1)
5 SHEZ ALL STYLE	10	17.2m	2:00.72	56.56s (1)	28.92s (1)

Finish Position and metres gained from 800m



Sectionals  
Powered  
by



Home of PJ Harness Analyser

Want to know how successful PJ Harness Analyser is?  
Click here for regular updates

[www.pjdata.com.au](http://www.pjdata.com.au) [admin@pjdata.com.au](mailto:admin@pjdata.com.au) [www.facebook.com/PJHarnessRacing](https://www.facebook.com/PJHarnessRacing)





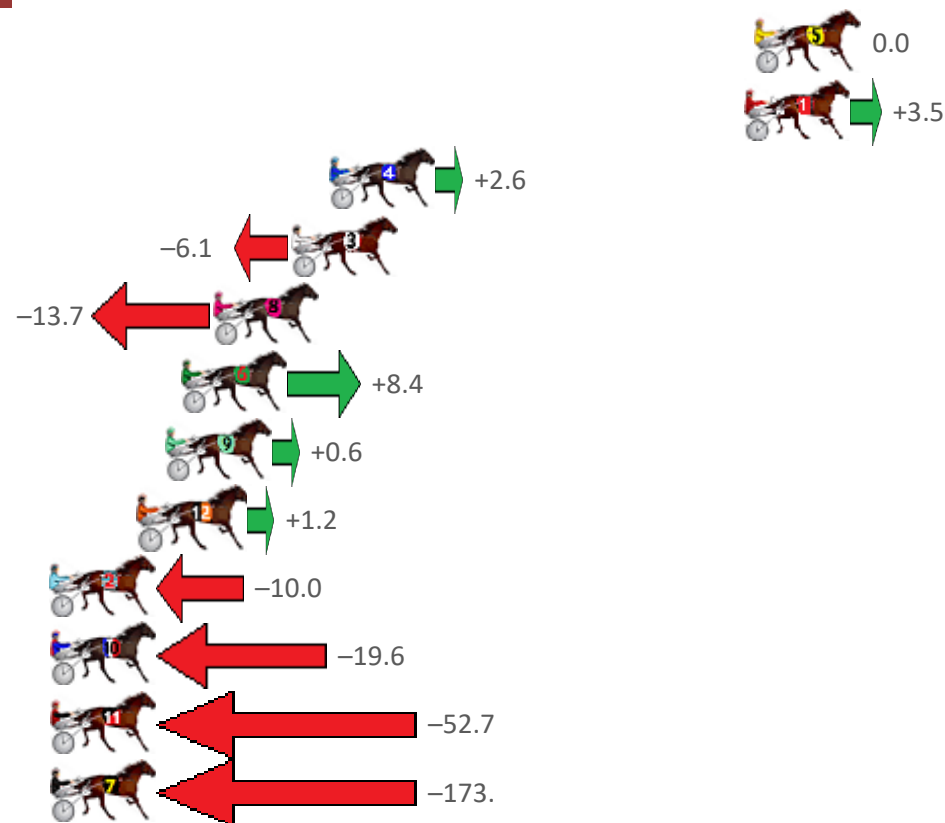
# Albion Park Race 9 Distance 2138m

Tuesday, 5 April 2022

Gross Time: 2:37.50 MileRate: 1:58.60 LeadTime: 38.80s First Qtr: 31.60s Second Qtr: 29.00s Third Qtr: 28.90s Fourth Qtr: 29.20s

No Horse	Plc	Margin	Time	800Time (W)	400 Time (W)
5 BAKER CREEK	1	0.0m	2:37.50	58.10s (0)	29.20s (0)
1 KEAYANG TARA	2	0.4m	2:37.53	57.85s (0)	28.95s (0)
4 SO MUCH MORE	3	16.9m	2:38.79	57.99s (1)	29.53s (2)
3 WHATA ROLLER	4	18.4m	2:38.91	58.63s (0)	30.05s (2)
8 LIFEINHEAVEN	5	21.5m	2:39.15	59.19s (0)	30.21s (0)
6 REBLINE	6	22.8m	2:39.25	57.61s (0)	29.67s (1)
9 ALTA REVELRY	7	23.4m	2:39.29	58.17s (1)	29.79s (2)
12 ISOLATION	8	24.4m	2:39.37	58.13s (0)	29.67s (0)
2 SPECIALANDIKNOWIT	9	28.4m	2:39.68	58.96s (0)	30.42s (0)
10 MALINJANG	10	48.0m	2:41.18	59.74s (1)	31.08s (1)
11 WILLIEWA LIGHTNING	11	53.3m	2:41.58	62.14s (1)	32.64s (1)
7 SUPERBON	12	188.2m	2:51.91	71.43s (2)	34.55s (1)

Finish Position and metres gained from 800m



Sectionals  
Powered  
by



Home of PJ Harness Analyser

Want to know how successful PJ Harness Analyser is?  
Click here for regular updates

[www.pjdata.com.au](http://www.pjdata.com.au) [admin@pjdata.com.au](mailto:admin@pjdata.com.au) [www.facebook.com/PJHarnessRacing](https://www.facebook.com/PJHarnessRacing)

