

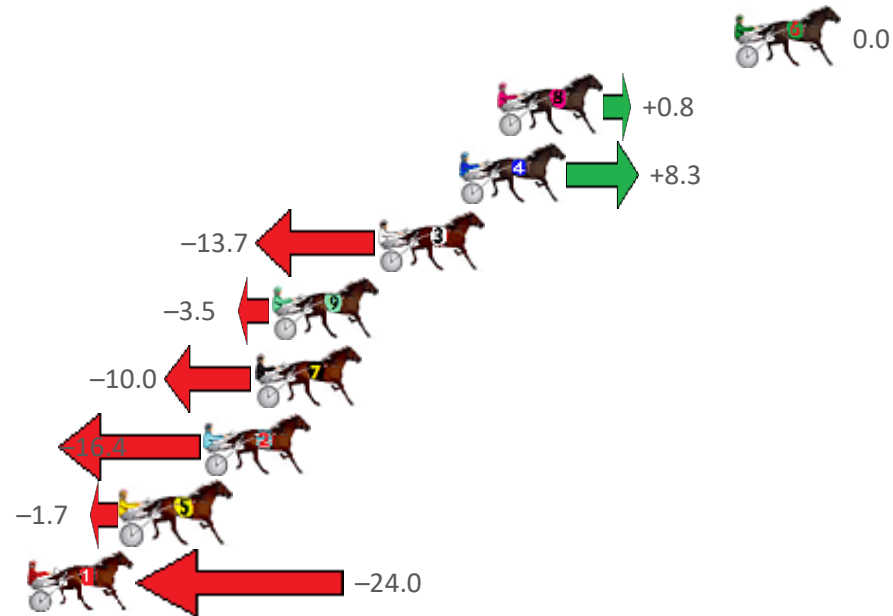
Redcliffe Race 1 Distance 1780m

Saturday, 9 April 2022

Gross Time: 2:08.80 MileRate: 1:56.40 LeadTime: 11.30s First Qtr: 28.10s Second Qtr: 31.10s Third Qtr: 29.10s Fourth Qtr: 29.20s

NoHorse	Plc	Margin	Time	800Time (W)	400 Time (W)
6 JACKS N JAZZ	1	0.0m	2:08.80	58.30s (0)	29.20s (0)
8 MONGOLIAN CONQUER	2	9.4m	2:09.52	58.24s (1)	29.20s (3)
4 IM JIMMY JAMES	3	10.9m	2:09.63	57.70s (1)	29.02s (2)
3 PEBBLE SANDS	4	14.1m	2:09.88	59.29s (1)	29.86s (1)
9 MAGGIE	5	18.3m	2:10.20	58.55s (1)	29.50s (3)
7 HES SWEET	6	19.0m	2:10.26	59.02s (0)	29.75s (1)
2 GELDOF	7	21.0m	2:10.41	59.49s (1)	30.09s (2)
5 MOLLIESMARYELLE	8	24.3m	2:10.66	58.42s (2)	29.58s (3)
1 BANGKOK BRAVADO	9	28.4m	2:10.98	60.04s (0)	30.65s (0)

Finish Position and metres gained from 800m



Sectionals
Powered
by



Home of PJ Harness Analyser

Want to know how successful PJ Harness Analyser is?
Click here for regular updates

www.pjdata.com.au admin@pjdata.com.au www.facebook.com/PJHarnessRacing



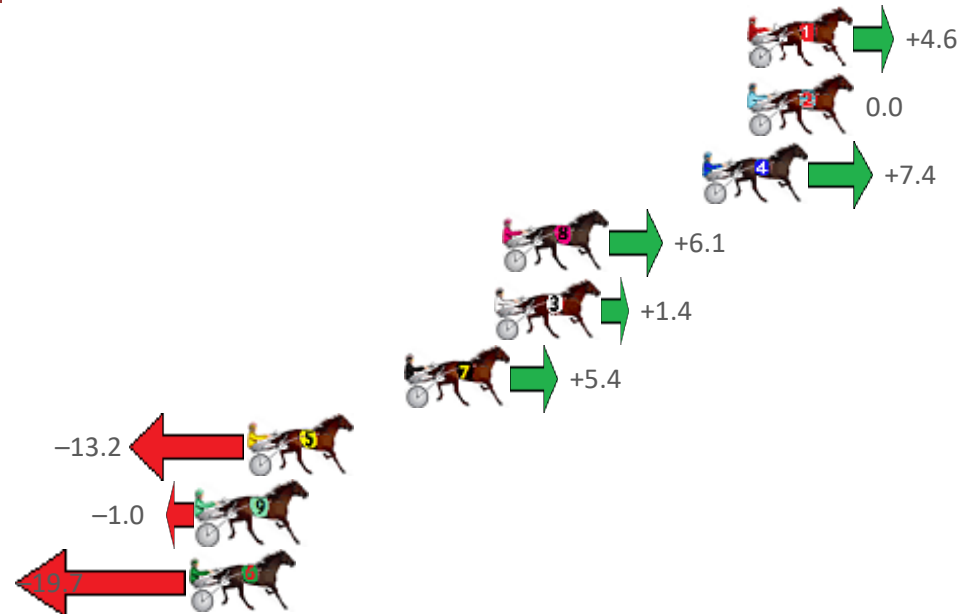
Redcliffe Race 2 Distance 1780m

Saturday, 9 April 2022

Gross Time: 2:11.00 MileRate: 1:58.40 LeadTime: 11.60s First Qtr: 30.40s Second Qtr: 31.10s Third Qtr: 28.70s Fourth Qtr: 29.20s

NoHorse	Plc	Margin	Time	800Time (W)	400 Time (W)
1 BETTERTHANLEGO	1	0.0m	2:11.00	57.57s (0)	28.85s (0)
2 ITS SUPER EASY	1	0.0m	2:11.00	57.90s (0)	29.20s (0)
4 SWEET JASMINE	3	1.8m	2:11.14	57.37s (0)	28.65s (0)
8 MACH TORQUE	4	9.7m	2:11.74	57.46s (1)	28.95s (1)
3 SHADYS DELIGHT	5	10.0m	2:11.77	57.80s (1)	29.30s (2)
7 MISTERRIODEJANEIRO	6	13.6m	2:12.04	57.51s (2)	29.88s (2)
5 SO KOOL MASTER	7	19.8m	2:12.52	58.85s (1)	30.03s (1)
9 ALLSTAR SEA	8	21.8m	2:12.67	57.97s (1)	29.71s (2)
6 AQUA CRUISER	9	22.1m	2:12.69	59.32s (1)	30.54s (1)

Finish Position and metres gained from 800m



Sectionals
Powered
by



Home of PJ Harness Analyser

Want to know how successful PJ Harness Analyser is?
Click here for regular updates

www.pjdata.com.au admin@pjdata.com.au www.facebook.com/PJHarnessRacing



The Racing Queensland Board (trading as Racing Queensland) and provider are not responsible for the completeness or accuracy of any of the information contained herein, and makes no representations about its suitability for any purpose.

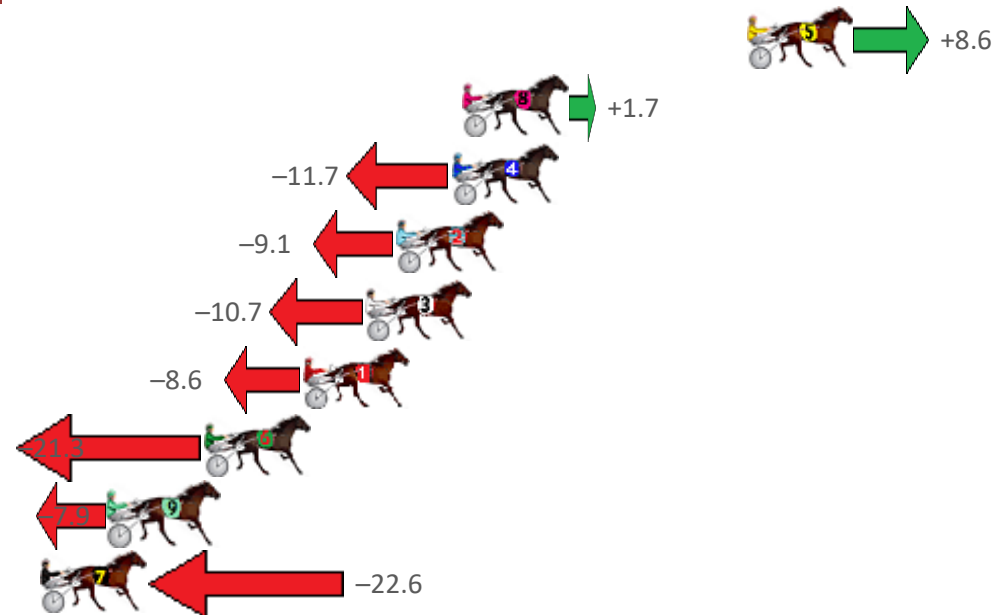
Redcliffe Race 3 Distance 1780m

Saturday, 9 April 2022

Gross Time: 2:10.20 MileRate: 1:57.80 LeadTime: 11.10s First Qtr: 29.00s Second Qtr: 30.20s Third Qtr: 29.50s Fourth Qtr: 30.40s

NoHorse	Plc	Margin	Time	800Time (W)	400 Time (W)
5 MIGHTY GEORGE	1	0.0m	2:10.20	59.26s (1)	29.78s (2)
8 CALVERT HOT SHOT	2	11.3m	2:11.10	59.77s (1)	30.26s (2)
4 ROCKNROLL TIMES	3	11.7m	2:11.13	60.77s (0)	31.28s (0)
2 ITS BACK PAGE NEWS	4	13.9m	2:11.31	60.58s (0)	30.91s (0)
3 TORQUE IS MY GIRL	5	15.1m	2:11.40	60.70s (1)	30.98s (1)
1 PRECIOUS CULLEN	6	17.6m	2:11.60	60.54s (0)	30.82s (1)
6 RAANI	7	21.5m	2:11.91	61.49s (1)	31.78s (1)
9 MALINJANG	8	25.3m	2:12.21	60.49s (1)	30.83s (1)
7 CHANCELESS CENTURY	9	36.2m	2:13.08	61.58s (0)	31.79s (0)

Finish Position and metres gained from 800m



Sectionals
Powered
by



Home of PJ Harness Analyser

Want to know how successful PJ Harness Analyser is?
Click here for regular updates

www.pjdata.com.au admin@pjdata.com.au www.facebook.com/PJHarnessRacing



The Racing Queensland Board (trading as Racing Queensland) and provider are not responsible for the completeness or accuracy of any of the information contained herein, and makes no representations about its suitability for any purpose.

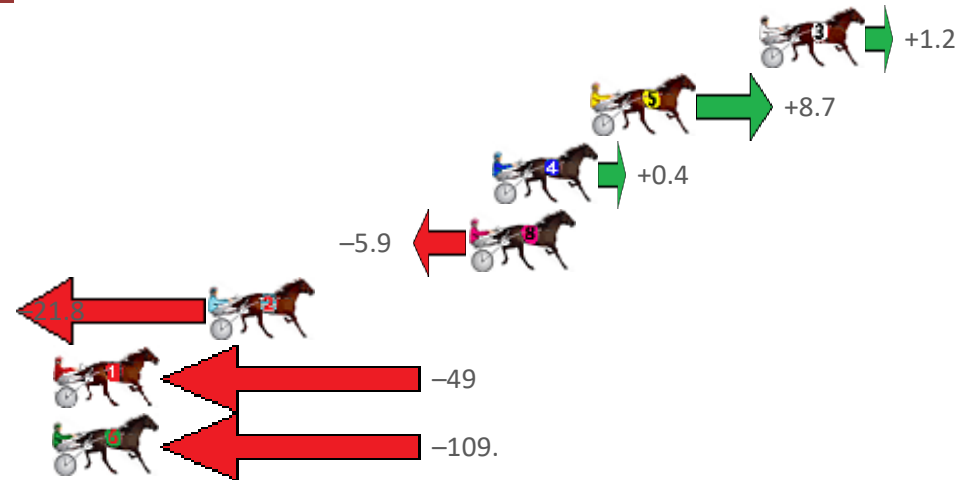
Redcliffe Race 4 Distance 1780m

Saturday, 9 April 2022

Gross Time: 2:09.60 MileRate: 1:57.20 LeadTime: 11.40s First Qtr: 28.10s Second Qtr: 30.60s Third Qtr: 28.40s Fourth Qtr: 31.10s

NoHorse	Plc	Margin	Time	800Time (W)	400 Time (W)
3 THE CASUAL GOOSE	1	0.0m	2:09.60	59.41s (1)	31.10s (0)
5 HEARTBREAK	2	6.7m	2:10.14	58.86s (1)	30.43s (2)
4 OUR FRIEND	3	10.6m	2:10.46	59.47s (1)	30.74s (1)
8 HOLDINGNO CURRENCY	4	11.5m	2:10.54	59.94s (1)	31.34s (1)
2 HEADWIN	5	21.8m	2:11.37	61.11s (0)	32.31s (0)
1 PRINCE JOY	6	54.1m	2:14.00	63.10s (0)	33.80s (0)
6 YARRAMANS SHADOW	7	184.9m	2:24.64	67.63s (0)	34.57s (0)

Finish Position and metres gained from 800m



Sectionals
Powered
by



Home of PJ Harness Analyser

Want to know how successful PJ Harness Analyser is?
Click here for regular updates

www.pjdata.com.au admin@pjdata.com.au www.facebook.com/PJHarnessRacing



The Racing Queensland Board (trading as Racing Queensland) and provider are not responsible for the completeness or accuracy of any of the information contained herein, and makes no representations about its suitability for any purpose.

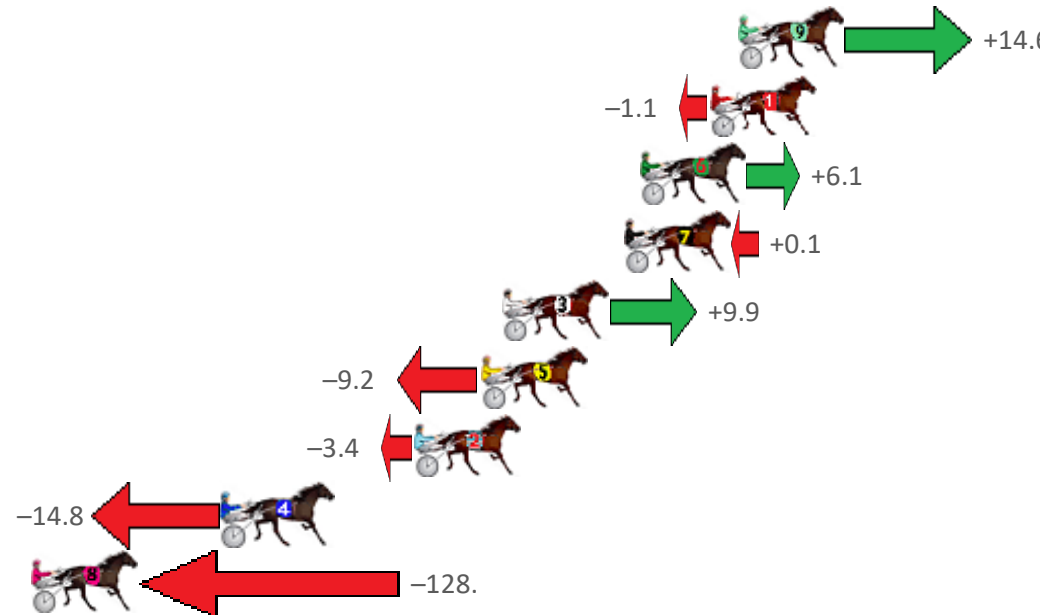
Redcliffe Race 5 Distance 1780m

Saturday, 9 April 2022

Gross Time: 2:12.40 MileRate: 1:59.70 LeadTime: 11.40s First Qtr: 30.00s Second Qtr: 31.50s Third Qtr: 29.20s Fourth Qtr: 30.30s

NoHorse	Plc	Margin	Time	800Time (W)	400 Time (W)
9 CALL ME TRISH	1	0.0m	2:12.40	58.42s (1)	29.65s (2)
1 CIRCLE LINE	2	1.1m	2:12.49	59.58s (0)	30.38s (0)
6 CHUMP CHOP	3	3.9m	2:12.71	59.05s (1)	30.31s (2)
7 TACTFILLY MIRACLE	4	4.5m	2:12.76	59.49s (0)	30.31s (0)
3 FOR NO REASON	5	9.3m	2:13.14	58.77s (1)	29.77s (2)
5 ROLLONX	6	10.2m	2:13.21	60.18s (1)	31.05s (1)
2 DOOLITTLE DEXTER	7	12.8m	2:13.42	59.75s (0)	30.27s (0)
4 ELLA UNDER FIRE	8	20.4m	2:14.02	60.59s (1)	31.23s (1)
8 GO AWAY	9	142.2m	2:23.68	68.97s (0)	38.83s (0)

Finish Position and metres gained from 800m



Sectionals
Powered
by



Home of PJ Harness Analyser

Want to know how successful PJ Harness Analyser is?
Click here for regular updates

www.pjdata.com.au admin@pjdata.com.au www.facebook.com/PJHarnessRacing



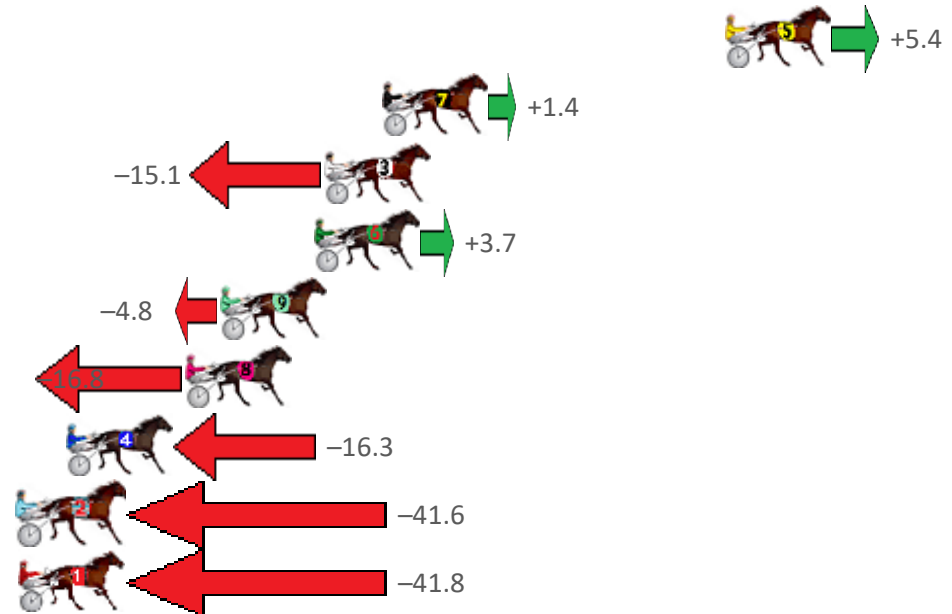
Redcliffe Race 6 Distance 1780m

Saturday, 9 April 2022

Gross Time: 2:12.00 MileRate: 1:59.30 LeadTime: 11.50s First Qtr: 29.70s Second Qtr: 31.20s Third Qtr: 29.00s Fourth Qtr: 30.60s

NoHorse	Plc	Margin	Time	800Time (W)	400 Time (W)
5 SONNY ORLANDO	1	0.0m	2:12.00	59.20s (1)	30.60s (1)
7 SIR SEMPER FIDELIS	2	13.6m	2:13.09	59.50s (1)	30.20s (1)
3 WILD ABOUT TOWN	3	15.9m	2:13.27	60.72s (1)	31.60s (0)
6 BLACKJEWEL	4	16.3m	2:13.31	59.33s (1)	29.86s (2)
9 ITSMEGS	5	20.0m	2:13.60	59.96s (0)	30.14s (1)
8 TULHURST LOVER	6	21.4m	2:13.71	60.84s (0)	30.83s (0)
4 NAUGHTYINHEAVEN	7	26.1m	2:14.09	60.81s (1)	31.52s (1)
2 TURN TURN FLYER	8	41.6m	2:15.33	62.68s (0)	32.75s (0)
1 BUTCHERS SPECIAL	9	52.0m	2:16.16	62.70s (0)	32.76s (0)

Finish Position and metres gained from 800m



Sectionals
Powered
by



Home of PJ Harness Analyser

Want to know how successful PJ Harness Analyser is?
Click here for regular updates

www.pjdata.com.au admin@pjdata.com.au www.facebook.com/PJHarnessRacing



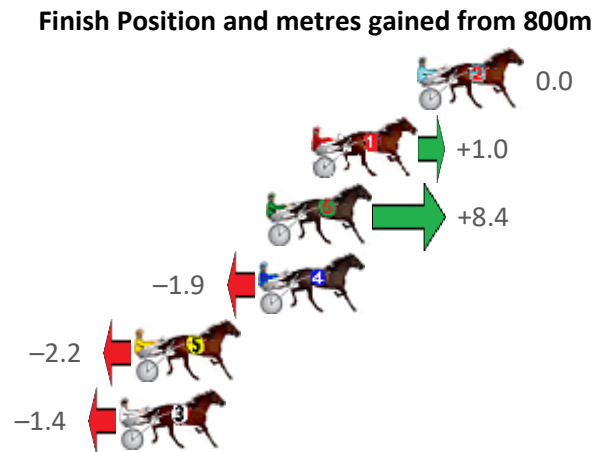
The Racing Queensland Board (trading as Racing Queensland) and provider are not responsible for the completeness or accuracy of any of the information contained herein, and makes no representations about its suitability for any purpose.

Redcliffe Race 7 Distance 1780m

Saturday, 9 April 2022

Gross Time: 2:17.10 MileRate: 2:04.00 LeadTime: 12.30s First Qtr: 33.30s Second Qtr: 33.30s Third Qtr: 29.70s Fourth Qtr: 28.50s

NoHorse	Plc	Margin	Time	800Time (W)	400 Time (W)
2 R ELEVEN ART	1	0.0m	2:17.10	58.20s (0)	28.50s (0)
1 ROLLED IN GOLD	2	4.2m	2:17.41	58.13s (0)	28.46s (0)
6 AS SHE SAYS	3	6.0m	2:17.55	57.59s (1)	28.12s (1)
4 BETTING ORIGIN	4	6.3m	2:17.57	58.34s (1)	28.79s (1)
5 DOOLITTLE DAYS	5	11.2m	2:17.94	58.36s (1)	28.80s (1)
3 LESVOS LAD	6	11.8m	2:17.98	58.30s (0)	28.67s (0)



Sectionals
Powered
by



Home of PJ Harness Analyser

Want to know how successful PJ Harness Analyser is?
Click here for regular updates

www.pjdata.com.au admin@pjdata.com.au www.facebook.com/PJHarnessRacing



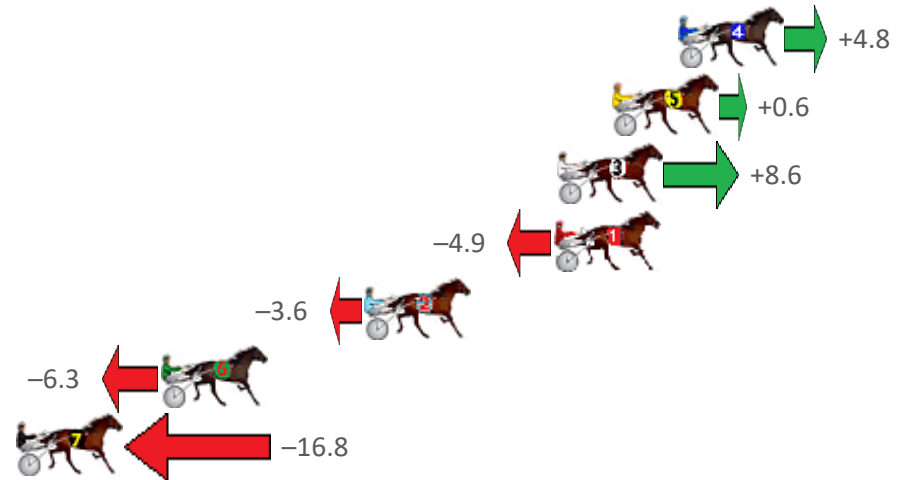
Redcliffe Race 8 Distance 1780m

Saturday, 9 April 2022

Gross Time: 2:14.80 MileRate: 2:01.90 LeadTime: 11.40s First Qtr: 30.80s Second Qtr: 31.60s Third Qtr: 29.50s Fourth Qtr: 31.50s

NoHorse	Plc	Margin	Time	800Time (W)	400 Time (W)
4 GOTTA DREAM	1	0.0m	2:14.80	60.64s (0)	31.11s (0)
5 MISTER GALVINATOR	2	2.6m	2:15.01	60.95s (1)	31.42s (1)
3 EYEDUNNO	3	4.8m	2:15.20	60.35s (1)	30.86s (2)
1 DESTINY BLUES	4	4.9m	2:15.20	61.37s (0)	31.88s (0)
2 ESSO KAY ESS	5	12.4m	2:15.82	61.27s (1)	31.78s (1)
6 GAME KEEPER	6	20.5m	2:16.49	61.48s (0)	31.79s (1)
7 MYSTICAL CHARM	7	26.2m	2:16.96	62.27s (0)	32.60s (0)

Finish Position and metres gained from 800m



Sectionals
Powered
by



Home of PJ Harness Analyser

Want to know how successful PJ Harness Analyser is?
Click here for regular updates

www.pjdata.com.au admin@pjdata.com.au www.facebook.com/PJHarnessRacing

