

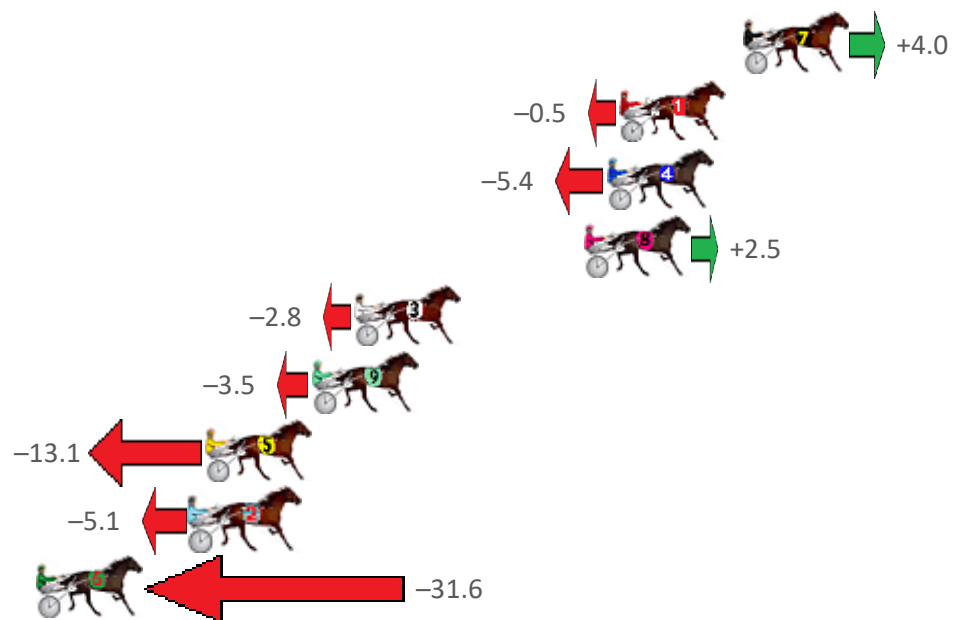
# Albion Park Race 1 Distance 2138m

Saturday, 11 June 2022

Gross Time: 2:31.20 MileRate: 1:53.80 LeadTime: 36.10s First Qtr: 31.20s Second Qtr: 28.90s Third Qtr: 28.10s Fourth Qtr: 26.90s

NoHorse	Plc	Margin	Time	800Time (W)	400 Time (W)
7 ARTILLERY	1	0.0m	2:31.20	54.73s (1)	26.77s (1)
1 JASPER	2	4.9m	2:31.55	55.03s (0)	26.91s (0)
4 WATTS UP SUNSHINE	3	5.4m	2:31.58	55.37s (0)	27.26s (0)
8 THREE IN HEAVEN	4	6.3m	2:31.65	54.83s (0)	26.68s (0)
3 LITTLE BOLT	5	15.4m	2:32.29	55.19s (1)	26.99s (1)
9 SAVING MAJOR PERCY	6	17.1m	2:32.41	55.24s (0)	26.91s (0)
5 DESPONDENT	7	21.3m	2:32.71	55.90s (1)	27.75s (1)
2 BOMBADIER JUJON	8	21.9m	2:32.75	55.35s (1)	27.11s (1)
6 LETTERKENNY BOY	9	49.8m	2:34.73	57.16s (0)	28.72s (0)

Finish Position and metres gained from 800m



Sectionals  
Powered  
by



Home of PJ Harness Analyser

Want to know how successful PJ Harness Analyser is?  
Click here for regular updates

[www.pjdata.com.au](http://www.pjdata.com.au) [admin@pjdata.com.au](mailto:admin@pjdata.com.au) [www.facebook.com/PJHarnessRacing](https://www.facebook.com/PJHarnessRacing)



The Racing Queensland Board (trading as Racing Queensland) and provider are not responsible for the completeness or accuracy of any of the information contained herein, and makes no representations about its suitability for any purpose.

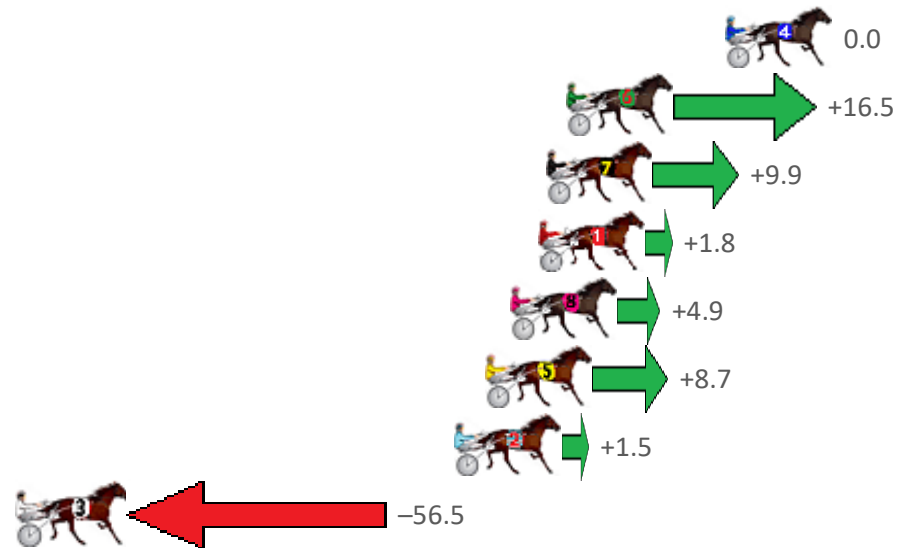
# Albion Park Race 2 Distance 1660m

Saturday, 11 June 2022

Gross Time: 1:57.50 MileRate: 1:53.90 LeadTime: 3.40s First Qtr: 27.20s Second Qtr: 31.20s Third Qtr: 29.10s Fourth Qtr: 26.60s

NoHorse	Plc	Margin	Time	800Time (W)	400 Time (W)
4 DEUS EX	1	0.0m	1:57.50	55.70s (0)	26.60s (0)
6 INFATUATION	2	6.3m	1:57.94	54.56s (0)	25.80s (0)
7 CRUNCH TIME	3	7.1m	1:58.00	55.01s (1)	26.34s (1)
1 RUBIES FOR TASH	4	7.4m	1:58.02	55.58s (0)	26.51s (0)
8 CAVIAR STAR	5	8.5m	1:58.10	55.36s (0)	26.30s (0)
5 NORTHVIEW HUSTLER	6	9.5m	1:58.17	55.10s (0)	26.18s (1)
2 SCARLET BABE	7	10.7m	1:58.25	55.60s (1)	26.90s (1)
3 THE HONEY QUEEN	8	61.3m	2:01.80	59.61s (0)	30.36s (0)

Finish Position and metres gained from 800m



Sectionals  
Powered  
by



Home of PJ Harness Analyser

Want to know how successful PJ Harness Analyser is?  
Click here for regular updates

[www.pjdata.com.au](http://www.pjdata.com.au) [admin@pjdata.com.au](mailto:admin@pjdata.com.au) [www.facebook.com/PJHarnessRacing](https://www.facebook.com/PJHarnessRacing)



The Racing Queensland Board (trading as Racing Queensland) and provider are not responsible for the completeness or accuracy of any of the information contained herein, and makes no representations about its suitability for any purpose.

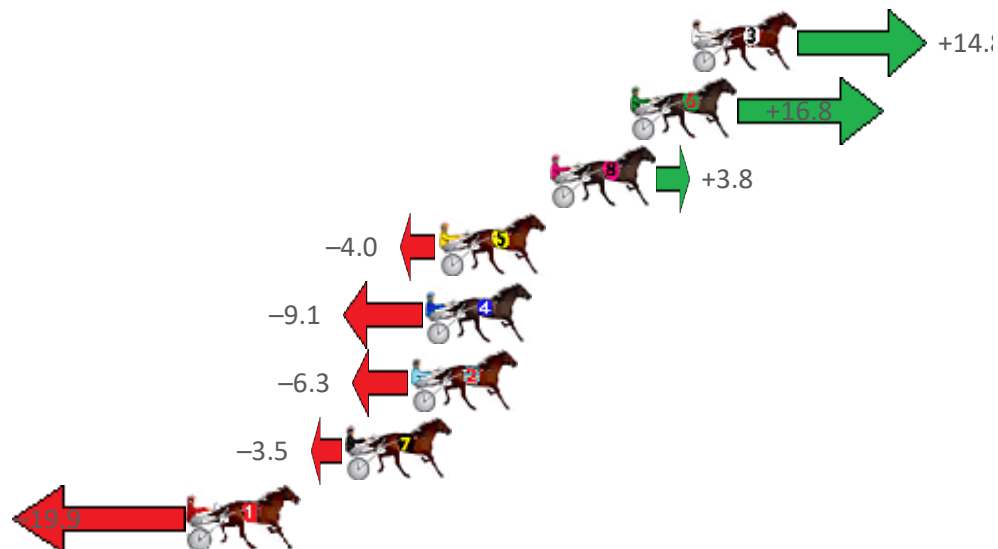
# Albion Park Race 3 Distance 1660m

Saturday, 11 June 2022

Gross Time: 1:56.30 MileRate: 1:52.80 LeadTime: 3.40s First Qtr: 26.60s Second Qtr: 28.40s Third Qtr: 29.20s Fourth Qtr: 28.70s

NoHorse	Plc	Margin	Time	800Time (W)	400 Time (W)
3 FEELINGFORARAINBOW	1	0.0m	1:56.30	56.83s (1)	27.72s (2)
6 RANGER BOMB	2	2.4m	1:56.48	56.69s (1)	27.57s (2)
8 MISTERFREEZE	3	5.6m	1:56.72	57.63s (0)	28.44s (0)
5 SQUIRE	4	10.0m	1:57.05	58.19s (1)	29.11s (2)
4 ROCKNROLL ICON	5	10.5m	1:57.09	58.55s (1)	29.43s (1)
2 OUR MAJOR DAY	6	11.1m	1:57.14	58.35s (0)	29.15s (0)
7 OHOKA CHOPPER	7	13.7m	1:57.33	58.15s (1)	29.02s (1)
1 FOND MEMORIES	8	19.9m	1:57.80	59.33s (0)	30.12s (0)

Finish Position and metres gained from 800m



Sectionals  
Powered  
by



Home of PJ Harness Analyser

Want to know how successful PJ Harness Analyser is?  
Click here for regular updates

[www.pjdata.com.au](http://www.pjdata.com.au) [admin@pjdata.com.au](mailto:admin@pjdata.com.au) [www.facebook.com/PJHarnessRacing](https://www.facebook.com/PJHarnessRacing)



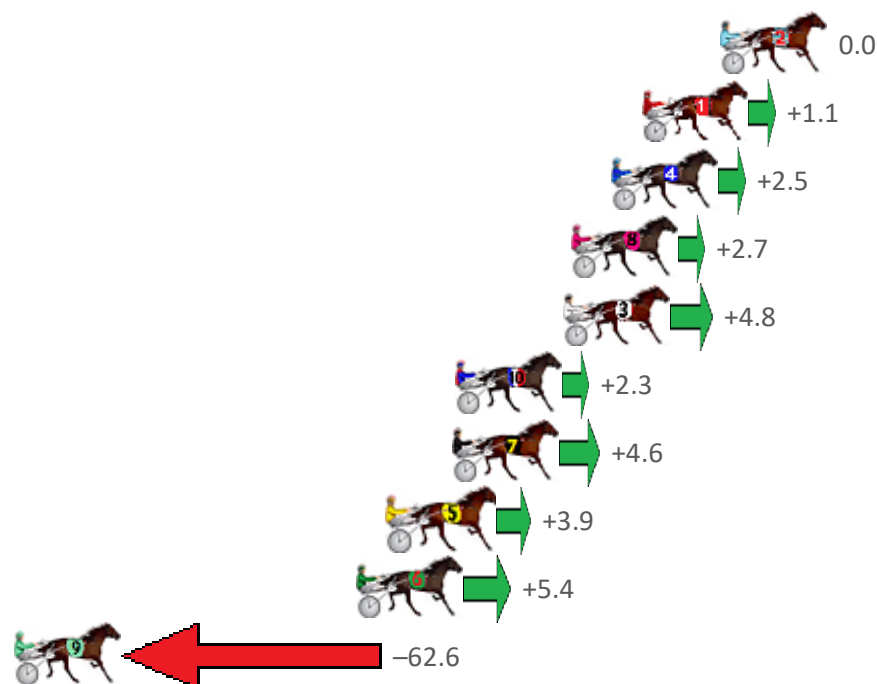
# Albion Park Race 4 Distance 1660m

Saturday, 11 June 2022

Gross Time: 1:58.00 MileRate: 1:54.40 LeadTime: 3.40s First Qtr: 27.90s Second Qtr: 30.20s Third Qtr: 29.40s Fourth Qtr: 27.10s

NoHorse	Plc	Margin	Time	800Time (W)	400 Time (W)
2 KASHED UP	1	0.0m	1:58.00	56.50s (0)	27.02s (0)
1 THERESACHANCE	2	3.1m	1:58.22	56.42s (0)	26.92s (0)
4 AIR TIME	3	4.3m	1:58.31	56.32s (1)	27.39s (2)
8 NICKS PICK	4	5.9m	1:58.42	56.31s (0)	26.82s (0)
3 SCOTCH EN ICE	5	6.2m	1:58.44	56.16s (1)	27.09s (2)
10 LIFES BLACK	6	10.5m	1:58.75	56.34s (0)	26.82s (0)
7 TUNGSTEN TERROR	7	10.6m	1:58.76	56.18s (1)	27.07s (2)
5 FALCONS	8	13.1m	1:58.93	56.23s (0)	27.13s (1)
6 OBI ONE	9	14.4m	1:59.03	56.12s (1)	27.02s (2)
9 HY VOLTAGE	10	64.6m	2:02.61	60.90s (1)	30.91s (1)

Finish Position and metres gained from 800m



Sectionals  
Powered  
by



Home of PJ Harness Analyser

Want to know how successful PJ Harness Analyser is?  
Click here for regular updates

[www.pjdata.com.au](http://www.pjdata.com.au) [admin@pjdata.com.au](mailto:admin@pjdata.com.au) [www.facebook.com/PJHarnessRacing](https://www.facebook.com/PJHarnessRacing)



The Racing Queensland Board (trading as Racing Queensland) and provider are not responsible for the completeness or accuracy of any of the information contained herein, and makes no representations about its suitability for any purpose.

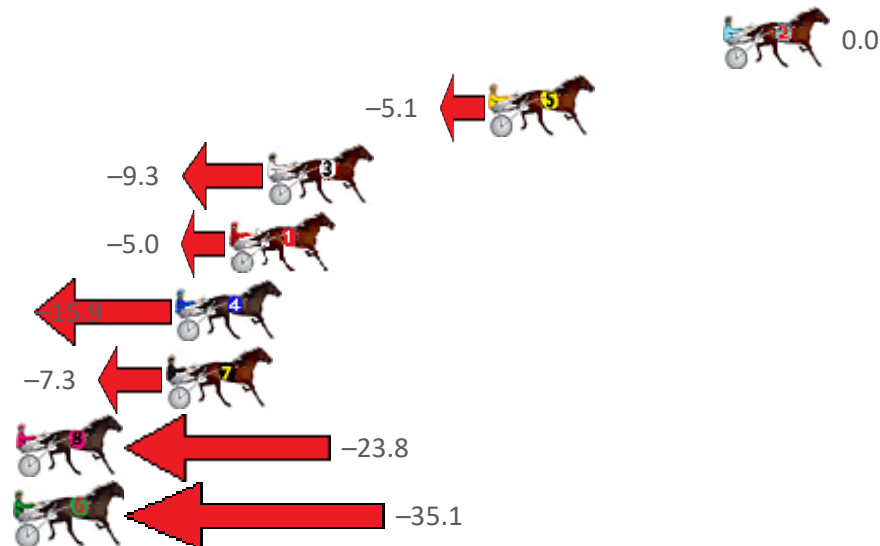
# Albion Park Race 5 Distance 1660m

Saturday, 11 June 2022

Gross Time: 1:55.80 MileRate: 1:52.30 LeadTime: 3.30s First Qtr: 27.80s Second Qtr: 29.20s Third Qtr: 28.10s Fourth Qtr: 27.40s

NoHorse	Plc	Margin	Time	800Time (W)	400 Time (W)
2 ITS MR CLOONEY	1	0.0m	1:55.80	55.50s (0)	27.40s (0)
5 ROCK BOTTOM	2	9.3m	1:56.47	55.85s (0)	27.62s (0)
3 ROLL ONE OVER	3	18.1m	1:57.11	56.14s (0)	27.91s (0)
1 HOT ROD HEAVEN	4	19.6m	1:57.21	55.84s (0)	27.65s (1)
4 CANT REFUSE	5	21.7m	1:57.36	56.60s (1)	28.21s (1)
7 SAM IS PERFECTION	6	22.1m	1:57.39	56.00s (1)	27.71s (3)
8 STREITKID	7	34.0m	1:58.25	57.14s (1)	28.79s (2)
6 KEY LARGO	8	36.3m	1:58.42	57.92s (1)	29.49s (1)

Finish Position and metres gained from 800m



Sectionals  
Powered  
by



Home of PJ Harness Analyser

Want to know how successful PJ Harness Analyser is?  
Click here for regular updates

[www.pjdata.com.au](http://www.pjdata.com.au) [admin@pjdata.com.au](mailto:admin@pjdata.com.au) [www.facebook.com/PJHarnessRacing](https://www.facebook.com/PJHarnessRacing)





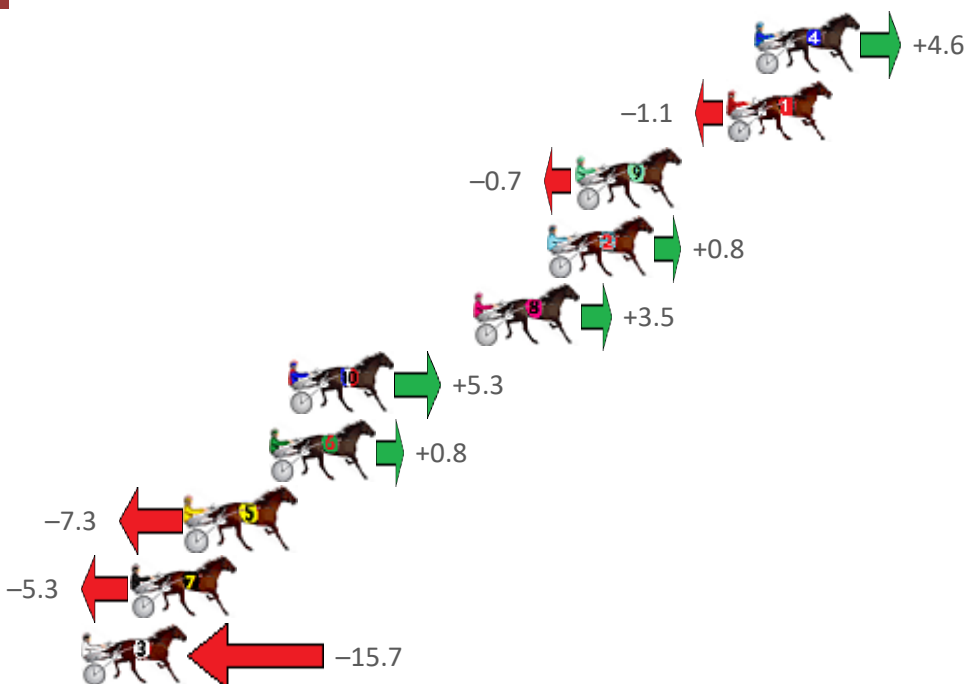
# Albion Park Race 6 Distance 1660m

Saturday, 11 June 2022

Gross Time: 1:58.70 MileRate: 1:55.10 LeadTime: 3.50s First Qtr: 28.00s Second Qtr: 30.50s Third Qtr: 29.10s Fourth Qtr: 27.60s

NoHorse	Plc	Margin	Time	800Time (W)	400 Time (W)
4 VALKYRIE	1	0.0m	1:58.70	56.38s (0)	27.27s (0)
1 SOHO ALMASI	2	1.1m	1:58.78	56.78s (0)	27.68s (0)
9 GIRLS ARE BEST	3	7.1m	1:59.22	56.75s (1)	27.74s (1)
2 SOME GIRLS SOMEWHERE	4	8.2m	1:59.30	56.64s (0)	27.52s (0)
8 PLATINUM REVOLUTION	5	11.1m	1:59.51	56.45s (0)	27.39s (0)
10 GIRL FROM OZ	6	18.5m	2:00.04	56.33s (1)	27.43s (2)
6 HEAVENLY WISDOM	7	19.2m	2:00.09	56.64s (0)	27.63s (0)
5 CLOWNS TO THE LEFT	8	22.5m	2:00.33	57.21s (1)	27.96s (1)
7 NOR WESTA	9	24.7m	2:00.49	57.07s (1)	28.17s (2)
3 THE MAHARANI	10	26.7m	2:00.64	57.81s (1)	28.61s (1)

Finish Position and metres gained from 800m



Sectionals  
Powered  
by



Home of PJ Harness Analyser

Want to know how successful PJ Harness Analyser is?  
Click here for regular updates

[www.pjdata.com.au](http://www.pjdata.com.au) [admin@pjdata.com.au](mailto:admin@pjdata.com.au) [www.facebook.com/PJHarnessRacing](https://www.facebook.com/PJHarnessRacing)



The Racing Queensland Board (trading as Racing Queensland) and provider are not responsible for the completeness or accuracy of any of the information contained herein, and makes no representations about its suitability for any purpose.

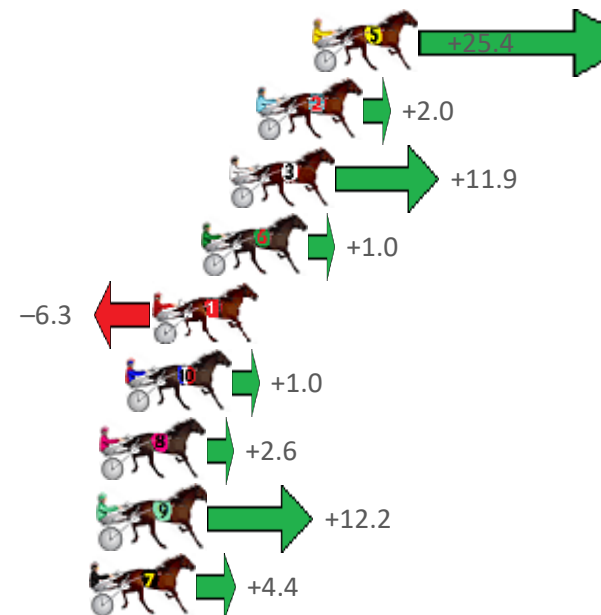
# Albion Park Race 7 Distance 2138m

Saturday, 11 June 2022

Gross Time: 2:39.70 MileRate: 2:00.20 LeadTime: 37.80s First Qtr: 31.80s Second Qtr: 30.70s Third Qtr: 30.10s Fourth Qtr: 29.30s

NoHorse	Plc	Margin	Time	800Time (W)	400 Time (W)
5 WEE MAN TROUBLE	1	0.0m	2:39.70	57.52s (1)	28.56s (2)
2 STRESS FACTOR	2	2.2m	2:39.87	59.25s (0)	29.15s (0)
3 JUSTABITNOISY	3	3.3m	2:39.95	58.52s (1)	28.72s (1)
6 SIR FAHRENHEIT	4	4.4m	2:40.04	59.33s (1)	29.50s (1)
1 SOBOMBA	5	6.3m	2:40.18	59.87s (0)	29.76s (0)
10 MORE SHADES OF GOL	6	7.4m	2:40.27	59.33s (0)	29.23s (0)
8 GEE UP NEDDY	7	8.4m	2:40.35	59.21s (1)	29.45s (1)
9 GARLAND GREENE	7	8.4m	2:40.35	58.50s (1)	29.47s (2)
7 NORTHERN MUSCLE	9	8.8m	2:40.38	59.08s (0)	29.02s (0)

Finish Position and metres gained from 800m



Sectionals  
Powered  
by



Home of PJ Harness Analyser

Want to know how successful PJ Harness Analyser is?  
Click here for regular updates

[www.pjdata.com.au](http://www.pjdata.com.au) [admin@pjdata.com.au](mailto:admin@pjdata.com.au) [www.facebook.com/PJHarnessRacing](https://www.facebook.com/PJHarnessRacing)



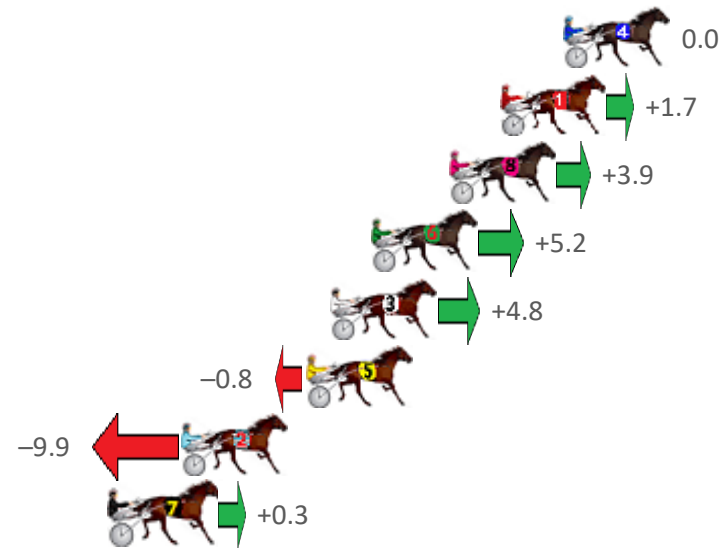
# Albion Park Race 8 Distance 1660m

Saturday, 11 June 2022

Gross Time: 1:59.50 MileRate: 1:55.90 LeadTime: 3.40s First Qtr: 28.00s Second Qtr: 31.30s Third Qtr: 29.40s Fourth Qtr: 27.50s

NoHorse	Plc	Margin	Time	800Time (W)	400 Time (W)
4 MOHS EM DOWN	1	0.0m	1:59.50	56.90s (0)	27.50s (0)
1 OHOKA JIMMY	2	2.5m	1:59.68	56.78s (0)	27.38s (0)
8 MAYWYNS COURAGE	3	4.5m	1:59.83	56.62s (0)	27.23s (0)
6 HIDDEN COURAGE	4	7.6m	2:00.05	56.53s (0)	27.13s (1)
3 ARTFUL MAID	5	9.2m	2:00.17	56.56s (1)	27.64s (2)
5 SOME EXCUSESOMEW	6	10.2m	2:00.24	56.96s (1)	27.75s (1)
2 OUR BONDI BEACH	7	15.1m	2:00.59	57.60s (1)	28.41s (1)
7 LETS KATCHMEIFUCAN	8	17.9m	2:00.80	56.88s (1)	28.53s (2)

Finish Position and metres gained from 800m



Sectionals  
Powered  
by



Home of PJ Harness Analyser

Want to know how successful PJ Harness Analyser is?  
Click here for regular updates

[www.pjdata.com.au](http://www.pjdata.com.au) [admin@pjdata.com.au](mailto:admin@pjdata.com.au) [www.facebook.com/PJHarnessRacing](https://www.facebook.com/PJHarnessRacing)



The Racing Queensland Board (trading as Racing Queensland) and provider are not responsible for the completeness or accuracy of any of the information contained herein, and makes no representations about its suitability for any purpose.



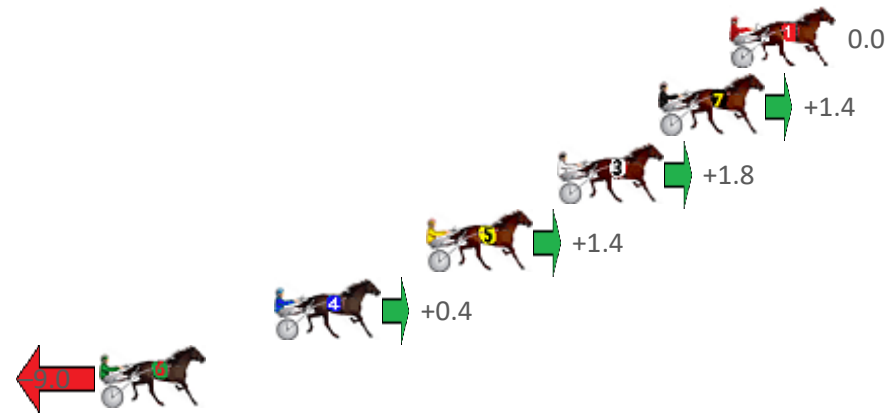
# Albion Park Race 9 Distance 1660m

Saturday, 11 June 2022

Gross Time: 2:00.10 MileRate: 1:56.40 LeadTime: 3.40s First Qtr: 28.90s Second Qtr: 31.20s Third Qtr: 29.80s Fourth Qtr: 26.80s

NoHorse	Plc	Margin	Time	800Time (W)	400 Time (W)
1 SPORTY DANCER	1	0.0m	2:00.10	56.60s (0)	26.80s (0)
7 WHICH HUNT	2	2.8m	2:00.30	56.50s (0)	26.69s (0)
3 MISDEMEANOR	3	6.8m	2:00.58	56.47s (0)	26.67s (0)
5 BONNIES A ROCKIN	4	12.0m	2:00.95	56.50s (0)	26.69s (0)
4 BAKER CREEK	5	18.0m	2:01.37	56.57s (0)	27.12s (1)
6 CATCH PHRASE	6	25.0m	2:01.87	57.23s (1)	27.88s (1)

Finish Position and metres gained from 800m



Sectionals  
Powered  
by



Home of PJ Harness Analyser

Want to know how successful PJ Harness Analyser is?  
Click here for regular updates

[www.pjdata.com.au](http://www.pjdata.com.au) [admin@pjdata.com.au](mailto:admin@pjdata.com.au) [www.facebook.com/PJHarnessRacing](https://www.facebook.com/PJHarnessRacing)



The Racing Queensland Board (trading as Racing Queensland) and provider are not responsible for the completeness or accuracy of any of the information contained herein, and makes no representations about its suitability for any purpose.