

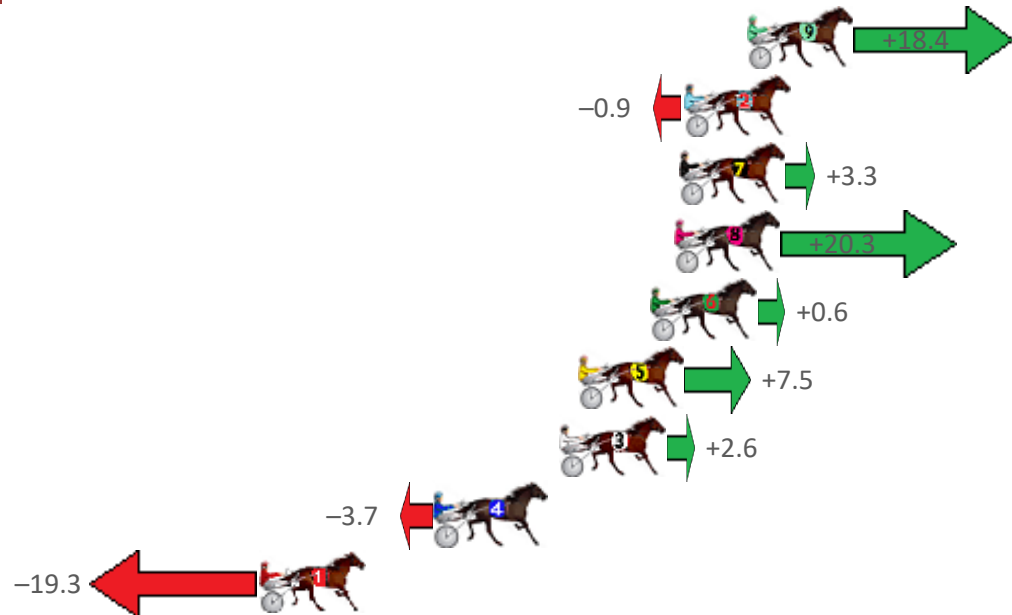
Marburg Race 1 Distance 1850m

Sunday, 10 July 2022

Gross Time: 2:19.50 MileRate: 2:01.30 LeadTime: 17.10s First Qtr: 30.10s Second Qtr: 33.40s Third Qtr: 28.50s Fourth Qtr: 30.40s

NoHorse	Plc	Margin	Time	800Time (W)	400 Time (W)
9 RISKY BUZINESS	1	0.0m	2:19.50	57.55s (1)	29.96s (1)
2 LORD DENZEL	2	2.5m	2:19.70	58.97s (1)	30.57s (1)
7 MAN OF ACTION	3	2.7m	2:19.71	58.66s (1)	30.60s (2)
8 DARBY BRIGHTS	4	2.9m	2:19.73	57.41s (1)	29.80s (2)
6 JAYDES TERROR	5	3.8m	2:19.80	58.86s (0)	30.01s (0)
5 LITTLEDEE	6	6.7m	2:20.03	58.35s (1)	30.09s (1)
3 LIVING FREE	7	7.4m	2:20.09	58.71s (1)	30.63s (2)
4 BEEF CITY STARZZZ	8	12.3m	2:20.48	59.17s (0)	30.33s (0)
1 LUCINDA JAMAR	9	19.3m	2:21.04	60.31s (0)	31.51s (0)

Finish Position and metres gained from 800m



Sectionals
Powered
by



Home of PJ Harness Analyser

Want to know how successful PJ Harness Analyser is?
Click here for regular updates

www.pjdata.com.au admin@pjdata.com.au www.facebook.com/PJHarnessRacing



The Racing Queensland Board (trading as Racing Queensland) and provider are not responsible for the completeness or accuracy of any of the information contained herein, and makes no representations about its suitability for any purpose.

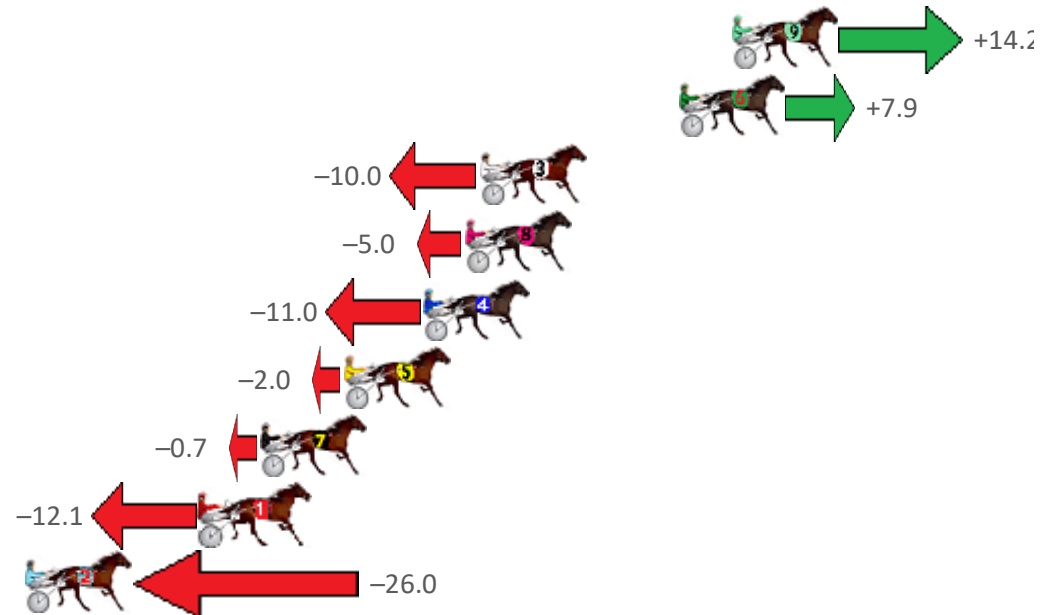
Marburg Race 2 Distance 1850m

Sunday, 10 July 2022

Gross Time: 2:19.10 MileRate: 2:01.00 LeadTime: 16.50s First Qtr: 30.80s Second Qtr: 31.90s Third Qtr: 29.60s Fourth Qtr: 30.30s

NoHorse	Plc	Margin	Time	800Time (W)	400 Time (W)
9 EAGLES RESPONSE	1	0.0m	2:19.10	58.84s (1)	30.10s (2)
6 ROCCO VARIETY	2	2.1m	2:19.27	59.31s (1)	29.89s (2)
3 OUR EDUARDO DENARI	3	10.0m	2:19.89	60.64s (0)	31.05s (0)
8 NON PASSARE	4	10.6m	2:19.94	60.27s (1)	30.38s (1)
4 FREMARKSINDI	5	12.2m	2:20.07	60.72s (1)	30.84s (1)
5 WEDDING NIGHT	6	15.4m	2:20.32	60.05s (0)	30.28s (1)
7 BATMAN BART	7	18.7m	2:20.58	59.95s (0)	30.32s (2)
1 CHANG	8	21.1m	2:20.77	60.80s (0)	30.86s (0)
2 IMA CALVERT ROSE	9	30.6m	2:21.53	61.84s (0)	32.02s (0)

Finish Position and metres gained from 800m



Sectionals
Powered
by



Home of PJ Harness Analyser

Want to know how successful PJ Harness Analyser is?
Click here for regular updates

www.pjdata.com.au admin@pjdata.com.au www.facebook.com/PJHarnessRacing



The Racing Queensland Board (trading as Racing Queensland) and provider are not responsible for the completeness or accuracy of any of the information contained herein, and makes no representations about its suitability for any purpose.

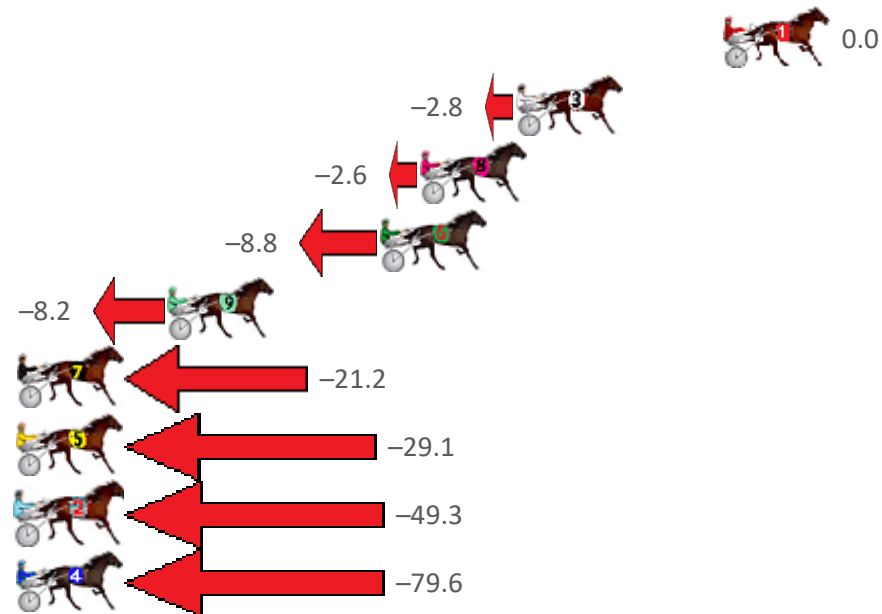
Marburg Race 3 Distance 1850m

Sunday, 10 July 2022

Gross Time: 2:14.30 MileRate: 1:56.80 LeadTime: 16.60s First Qtr: 28.10s Second Qtr: 31.10s Third Qtr: 28.30s Fourth Qtr: 30.20s

No	Horse	Plc	Margin	Time	800Time (W)	400 Time (W)
1	THE MAHARANI	1	0.0m	2:14.30	58.50s (0)	30.20s (0)
3	STUDLEIGH MARK	2	8.2m	2:14.95	58.70s (1)	30.32s (1)
8	MELTON INSULTED	3	12.0m	2:15.25	58.69s (0)	30.32s (0)
6	ROCKNROLL DA GAMA	4	13.6m	2:15.38	59.14s (0)	30.80s (0)
9	DELIGHTFUL RAINBOW	5	22.0m	2:16.04	59.10s (0)	30.79s (1)
7	STUDLEIGH WILL	6	38.4m	2:17.34	60.04s (1)	31.85s (2)
5	CROSSED LEGS	7	45.3m	2:17.88	60.62s (2)	31.93s (1)
2	CHEDDAR MADE BETA	8	60.1m	2:19.05	62.08s (1)	34.08s (2)
4	IM LOKI	9	80.6m	2:20.67	64.29s (1)	34.13s (0)

Finish Position and metres gained from 800m



Sectionals
Powered
by



Home of PJ Harness Analyser

Want to know how successful PJ Harness Analyser is?
Click here for regular updates

www.pjdata.com.au admin@pjdata.com.au www.facebook.com/PJHarnessRacing



The Racing Queensland Board (trading as Racing Queensland) and provider are not responsible for the completeness or accuracy of any of the information contained herein, and makes no representations about its suitability for any purpose.


Marburg Race 4 Distance 1850m

Sunday, 10 July 2022

Gross Time: 2:19.80 MileRate: 2:01.60 LeadTime: 17.30s First Qtr: 31.70s Second Qtr: 32.10s Third Qtr: 28.80s Fourth Qtr: 29.90s

NoHorse	Plc	Margin	Time	800Time (W)	400 Time (W)
9 OUR FRIEND	1	0.0m	2:19.80	57.84s (1)	29.28s (2)
8 UNDERTHEKILT	2	0.5m	2:19.84	58.50s (1)	29.74s (1)
1 MAJOR GRANDEUR	3	1.4m	2:19.91	58.80s (0)	30.00s (0)
7 HANDSOME HARRY	4	3.8m	2:20.10	58.63s (0)	29.87s (0)
2 MY SECRET BEACH	5	5.1m	2:20.20	58.34s (0)	29.61s (0)
5 TRIOLI	6	10.9m	2:20.65	58.23s (1)	29.73s (1)
3 MY ULTIMATE CLIPPA	7	11.5m	2:20.70	58.50s (0)	29.70s (0)
4 GROOVY MISS ANNIE	8	14.2m	2:20.91	59.20s (1)	30.38s (1)

Finish Position and metres gained from 800m



Sectionals
Powered
by



Home of PJ Harness Analyser

Want to know how successful PJ Harness Analyser is?
Click here for regular updates

www.pjdata.com.au admin@pjdata.com.au www.facebook.com/PJHarnessRacing




The Racing Queensland Board (trading as Racing Queensland) and provider are not responsible for the completeness or accuracy of any of the information contained herein, and makes no representations about its suitability for any purpose.

Marburg Race 5 Distance 1850m

Sunday, 10 July 2022

Gross Time: 2:18.90 MileRate: 2:00.80 LeadTime: 17.20s First Qtr: 30.30s Second Qtr: 32.90s Third Qtr: 28.70s Fourth Qtr: 29.80s

NoHorse	Plc	Margin	Time	800Time (W)	400 Time (W)
8 MAJOR SLIP UP	1	0.0m	2:18.90	57.50s (2)	29.77s (2)
1 JUST ONE GOOD ONE	2	2.7m	2:19.11	58.70s (0)	30.00s (0)
3 FORGIVE ME	3	8.3m	2:19.55	58.68s (1)	29.97s (1)
6 PAGO PAGO	4	9.6m	2:19.65	58.89s (0)	30.20s (0)
2 TACTFILLY MIRACLE	5	10.4m	2:19.71	58.53s (1)	29.79s (1)
4 WHERE'S TASCOTT	6	11.7m	2:19.81	58.30s (1)	30.19s (2)
5 CIRCLE LINE	7	11.8m	2:19.82	59.24s (1)	30.56s (1)
7 JANG PEL	8	12.8m	2:19.90	58.82s (0)	30.13s (0)



Sectionals
Powered
by



Home of PJ Harness Analyser

Want to know how successful PJ Harness Analyser is?
Click here for regular updates

www.pjdata.com.au admin@pjdata.com.au www.facebook.com/PJHarnessRacing



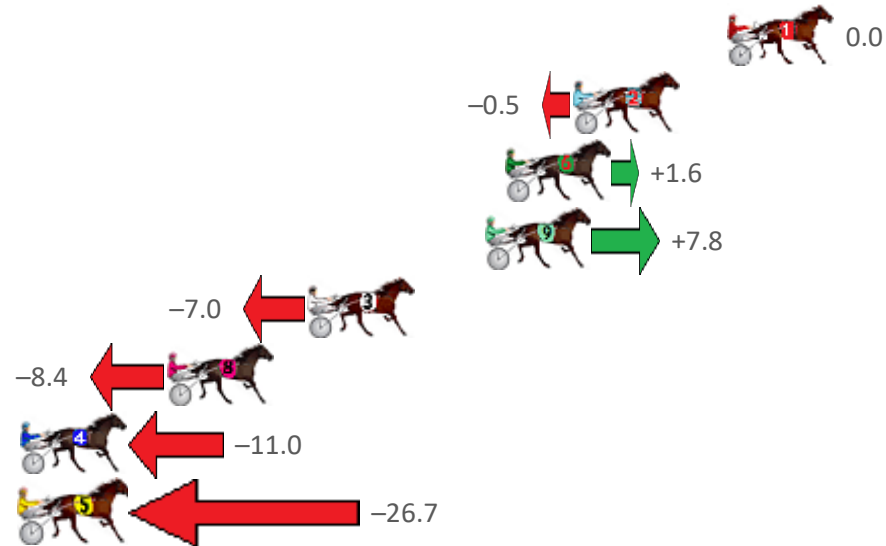
Marburg Race 6 Distance 1850m

Sunday, 10 July 2022

Gross Time: 2:15.70 MileRate: 1:58.10 LeadTime: 17.20s First Qtr: 29.60s Second Qtr: 30.00s Third Qtr: 28.40s Fourth Qtr: 30.50s

No	Horse	Plc	Margin	Time	800Time (W)	400 Time (W)
1	JEWEL OF PEAK	1	0.0m	2:15.70	58.90s (0)	30.50s (0)
2	TINGE OF FEAR	2	6.1m	2:16.19	58.94s (0)	30.46s (0)
6	KEYANG TARA	3	8.8m	2:16.40	58.78s (0)	30.29s (0)
9	YARRAMAN ROCKY	4	9.6m	2:16.47	58.33s (0)	29.91s (0)
3	MONTANA EXPRESS	5	16.6m	2:17.03	59.41s (1)	30.74s (1)
8	MAGICOL IDEAL	6	22.2m	2:17.47	59.51s (1)	31.52s (2)
4	MAKE MINE JOE	7	29.4m	2:18.05	59.71s (1)	31.29s (1)
5	PARTY POLOTIX	8	31.9m	2:18.25	60.85s (1)	32.25s (1)

Finish Position and metres gained from 800m



Sectionals
Powered
by



Home of PJ Harness Analyser

Want to know how successful PJ Harness Analyser is?
Click here for regular updates

www.pjdata.com.au admin@pjdata.com.au www.facebook.com/PJHarnessRacing



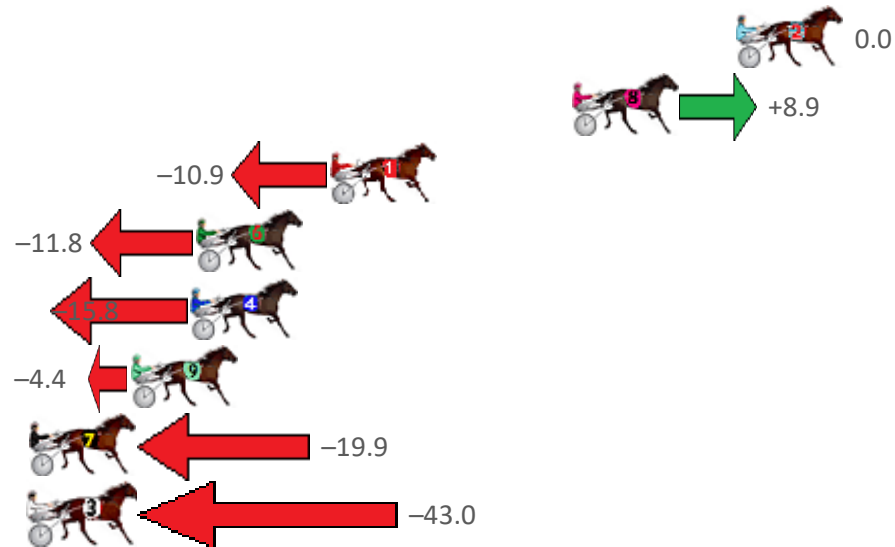
Marburg Race 7 Distance 1850m

Sunday, 10 July 2022

Gross Time: 2:15.90 MileRate: 1:58.20 LeadTime: 16.80s First Qtr: 29.70s Second Qtr: 31.40s Third Qtr: 28.30s Fourth Qtr: 29.70s

No	Horse	Plc	Margin	Time	800Time (W)	400 Time (W)
2	BAILEYS WITH LEGS	1	0.0m	2:15.90	58.00s (0)	29.70s (0)
8	ONE LAST ROLL	2	6.5m	2:16.41	57.36s (2)	29.09s (4)
1	NESTERS HILL	3	16.1m	2:17.15	58.79s (0)	30.39s (0)
6	BEEF CITY BLAZE	4	21.4m	2:17.57	58.85s (0)	30.45s (0)
4	JAY TEE TYRON	5	21.6m	2:17.58	59.14s (1)	30.41s (1)
9	IDEAL TIGER	6	24.0m	2:17.77	58.32s (2)	30.04s (3)
7	HIGH ON MONTANA	7	31.3m	2:18.34	59.43s (2)	31.10s (3)
3	WARRAWEE FLYER	8	50.4m	2:19.82	61.10s (2)	32.73s (2)

Finish Position and metres gained from 800m



Sectionals
Powered
by



Home of PJ Harness Analyser

Want to know how successful PJ Harness Analyser is?
Click here for regular updates

www.pjdata.com.au admin@pjdata.com.au www.facebook.com/PJHarnessRacing



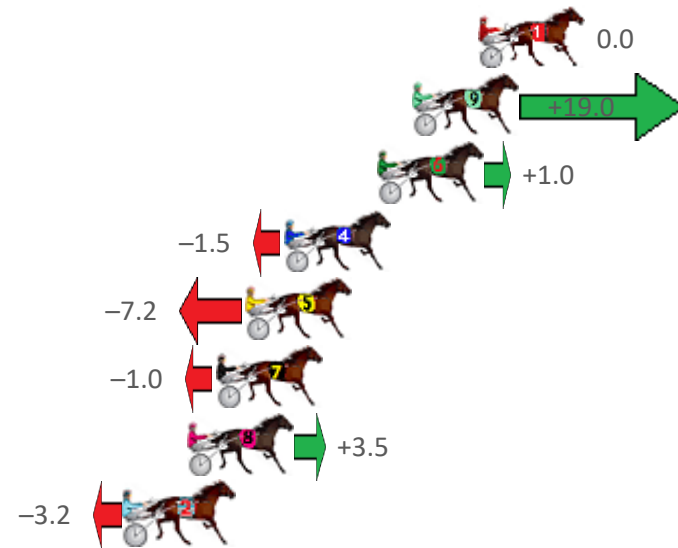
Marburg Race 8 Distance 2200m

Sunday, 10 July 2022

Gross Time: 2:46.20 MileRate: 2:01.60 LeadTime: 45.80s First Qtr: 32.00s Second Qtr: 32.40s Third Qtr: 27.30s Fourth Qtr: 28.70s

NoHorse	Plc	Margin	Time	800Time (W)	400 Time (W)
1 WOODLEA DIEGO	1	0.0m	2:46.20	56.00s (0)	28.70s (0)
9 MISTY CREEK	2	2.6m	2:46.40	54.68s (1)	27.74s (0)
6 SAILALONG SINBAD	3	4.0m	2:46.50	55.93s (0)	28.63s (0)
4 MY ULTIMATE BONDI	4	7.7m	2:46.78	56.10s (1)	28.79s (2)
5 WHATABOYJACK	5	9.2m	2:46.89	56.50s (1)	29.11s (1)
7 HEY MISTER TAYLOR	6	10.4m	2:46.98	56.07s (0)	28.76s (0)
8 MONGOLIAN CONQUER	7	11.5m	2:47.07	55.76s (1)	28.26s (1)
2 GOLDEN LACE	8	14.0m	2:47.25	56.22s (1)	28.79s (1)

Finish Position and metres gained from 800m



Sectionals
Powered
by



Home of PJ Harness Analyser

Want to know how successful PJ Harness Analyser is?
Click here for regular updates

www.pjdata.com.au admin@pjdata.com.au www.facebook.com/PJHarnessRacing



The Racing Queensland Board (trading as Racing Queensland) and provider are not responsible for the completeness or accuracy of any of the information contained herein, and makes no representations about its suitability for any purpose.

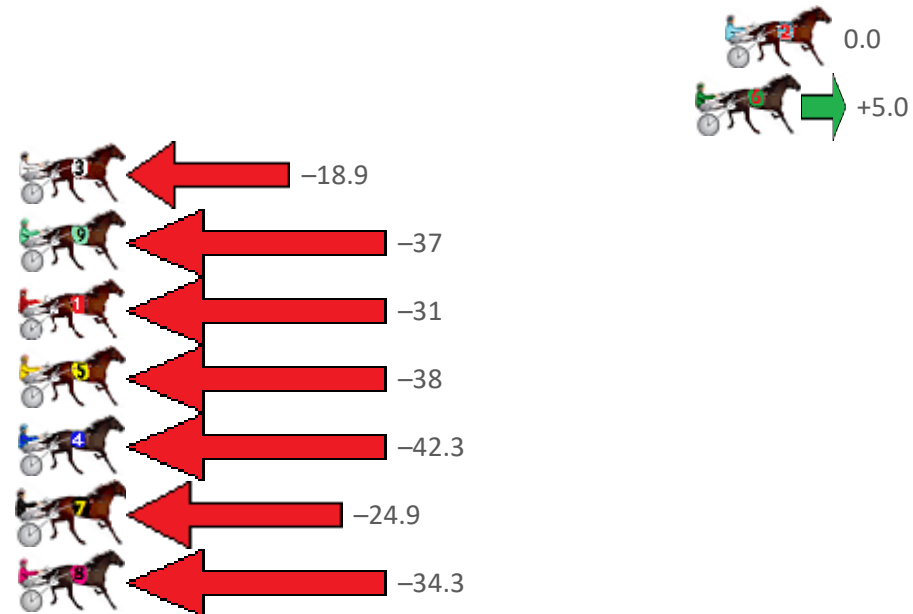
Marburg Race 9 Distance 1850m

Sunday, 10 July 2022

Gross Time: 2:13.00 MileRate: 1:55.70 LeadTime: 16.70s First Qtr: 29.00s Second Qtr: 31.10s Third Qtr: 26.80s Fourth Qtr: 29.40s

NoHorse	Plc	Margin	Time	800Time (W)	400 Time (W)
2 TUNGSTEN TERROR	1	0.0m	2:13.00	56.20s (0)	29.40s (0)
6 KANYE CRUSADER	2	1.2m	2:13.09	55.85s (0)	28.99s (0)
3 KYRONTA	3	40.9m	2:16.15	57.52s (1)	29.73s (2)
9 GOLDEN SAND	4	41.9m	2:16.23	58.78s (1)	31.26s (0)
1 O B LEGAL	5	45.6m	2:16.52	58.31s (1)	30.35s (1)
5 WHAT A JOLT	6	48.7m	2:16.75	58.82s (0)	30.99s (0)
4 NOTORIOUS	7	52.9m	2:17.08	59.15s (1)	31.19s (1)
7 TEAGAN BANNER	8	69.9m	2:18.39	57.94s (1)	30.85s (1)
8 JUMPING JACK JIMMY	9	74.3m	2:18.73	58.60s (0)	30.81s (0)

Finish Position and metres gained from 800m



Sectionals
Powered
by



Home of PJ Harness Analyser

Want to know how successful PJ Harness Analyser is?
Click here for regular updates

www.pjdata.com.au admin@pjdata.com.au www.facebook.com/PJHarnessRacing



The Racing Queensland Board (trading as Racing Queensland) and provider are not responsible for the completeness or accuracy of any of the information contained herein, and makes no representations about its suitability for any purpose.