


Albion Park Race 1 Distance 2138m

Friday, 19 August 2022

Gross Time: 2:33.10 MileRate: 1:55.20 LeadTime: 37.10s First Qtr: 31.50s Second Qtr: 29.10s Third Qtr: 27.20s Fourth Qtr: 28.20s

NoHorse	Plc	Mar	800 Posi	400 Posi	Time	3rd Qtr	4th Qtr
10 TIZ A SIZZLER	1	0.0m	2.4m (1)	0.4m (1)	2:33.10	27.06s	28.17s
3 IAMAJOYRIDE	2	7.8m	7.0m (1)	4.6m (1)	2:33.68	27.03s	28.42s
2 COURAGEOUS SAINT	3	9.6m	13.6m (0)	12.8m (0)	2:33.81	27.15s	27.98s
8 GLENEAGLE WARRIO	4	10.2m	9.0m (0)	8.4m (0)	2:33.86	27.16s	28.33s
1 BLACK HAWK JOE	5	12.0m	4.4m (0)	4.4m (0)	2:33.99	27.19s	28.73s
4 PERFECT CUT	6	13.9m	0.0m (0)	0.0m (0)	2:34.13	27.18s	29.17s
9 GLENLEDI COMMAN	7	14.0m	12.0m (1)	9.2m (1)	2:34.14	27.00s	28.54s
5 ROCKASAKI	8	14.9m	24.2m (0)	21.2m (1)	2:34.20	27.00s	27.76s
11 NO DOUBT	9	15.6m	19.0m (0)	17.4m (0)	2:34.26	27.09s	28.07s
7 MAMMALS MAGIC	10	15.7m	17.2m (1)	16.2m (1)	2:34.26	27.13s	28.16s



Home of PJ Harness Analyser

Want to know how successful PJ Harness Analyser is?

Click here for regular updates

www.pjdata.com.au
 admin@pjdata.com.au
 www.facebook.com/PJHarnessRacing

RISE Digital, Harness Racing Australia nor the provider accepts any responsibility for the completeness or accuracy of any of the information contained herein, and makes no representations about its suitability for any particular purpose. Users should make their own judgements about those matters and/or seek independent advice. You assume all risks associated with use of data provided on this page

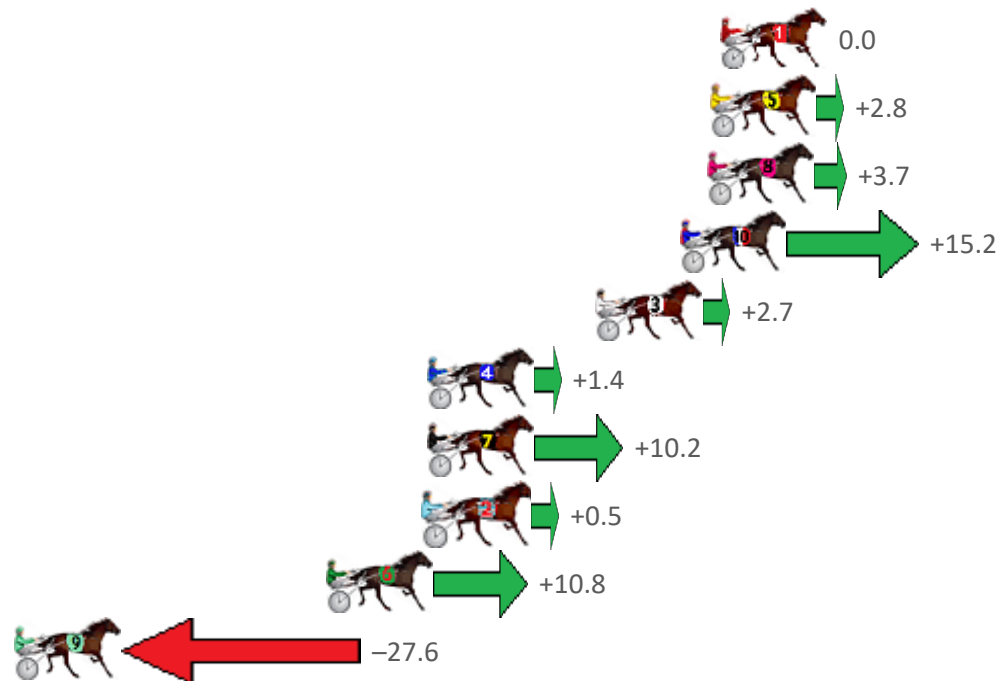
Albion Park Race 2 Distance 1660m

Friday, 19 August 2022

Gross Time: 2:00.10 MileRate: 1:56.40 LeadTime: 3.50s First Qtr: 28.20s Second Qtr: 32.20s Third Qtr: 28.90s Fourth Qtr: 27.30s

NoHorse	Plc	Mar	800 Posi	400 Posi	Time	3rd Qtr	4th Qtr
1 ITZ MAJOR RICH	1	0.0m	0.0m (0)	0.0m (0)	2:00.10	28.90s	27.30s
5 ISOLATION	2	0.4m	3.2m (1)	1.0m (1)	2:00.13	28.75s	27.26s
8 FRANCO NANDOR	3	0.5m	4.2m (0)	4.4m (0)	2:00.14	28.91s	27.04s
10 MUFASA	4	1.6m	16.8m (1)	1.4m (2)	2:00.21	27.82s	27.31s
3 TUAPEKA GLORY	5	4.9m	7.6m (1)	5.8m (1)	2:00.45	28.77s	27.24s
4 VOODOO FELLA	6	11.6m	13.0m (0)	13.4m (0)	2:00.93	28.92s	27.18s
7 WHATABOYJACK	6	11.6m	21.8m (1)	6.2m (2)	2:00.93	27.82s	27.67s
2 VANITY BAY	8	11.7m	12.2m (1)	10.4m (1)	2:00.94	28.78s	27.39s
6 OUR FRIEND	9	15.6m	26.4m (1)	12.6m (2)	2:01.22	27.94s	27.50s
9 INFINITY BEACH	10	36.0m	8.4m (0)	8.6m (0)	2:02.69	28.97s	29.16s

Finish Position and metres gained from 800m





Home of PJ Harness Analyser

Want to know how successful PJ Harness Analyser is?

Click here for regular updates

www.pjdata.com.au
 admin@pjdata.com.au
 www.facebook.com/PJHarnessRacing



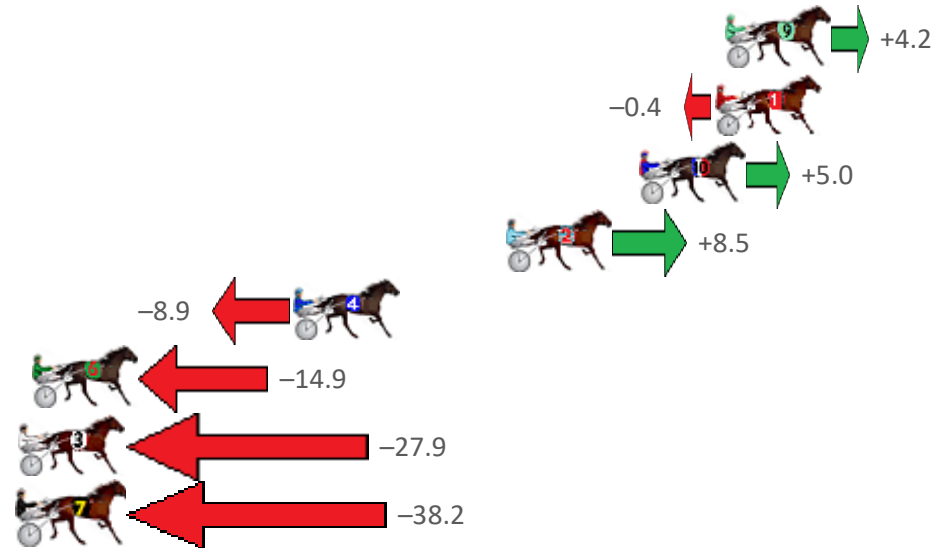
Albion Park Race 3 Distance 1660m

Friday, 19 August 2022

Gross Time: 1:57.70 MileRate: 1:54.10 LeadTime: 3.40s First Qtr: 26.10s Second Qtr: 32.30s Third Qtr: 28.70s Fourth Qtr: 27.20s

NoHorse	Plc	Mar	800 Posi	400 Posi	Time	3rd Qtr	4th Qtr
9 BONNIE PRINCE LOU	1	0.0m	4.2m (0)	4.6m (0)	1:57.70	28.72s	26.89s
1 ALTA SENSATION	2	0.4m	0.0m (0)	0.0m (0)	1:57.73	28.70s	27.23s
10 FLO RYDA	3	3.4m	8.4m (0)	9.0m (0)	1:57.94	28.73s	26.82s
2 ITZ CHEROKEE JACK	4	8.7m	17.2m (1)	0.4m (1)	1:58.32	27.55s	27.76s
4 CONVAIR HUSTLER	5	17.1m	8.2m (1)	10.2m (2)	1:58.92	28.85s	27.67s
6 WHAT A JOLT	6	27.5m	12.6m (0)	14.6m (0)	1:59.67	28.86s	28.07s
3 THE IRISH EAGLE	7	40.7m	12.8m (1)	18.8m (1)	2:00.61	29.16s	28.68s
7 TUNGSTEN TERROR	8	42.2m	4.0m (1)	10.6m (1)	2:00.72	29.22s	29.34s

Finish Position and metres gained from 800m





Home of PJ Harness Analyser

Want to know how successful PJ Harness Analyser is?

Click here for regular updates

www.pjdata.com.au
 admin@pjdata.com.au
 www.facebook.com/PJHarnessRacing



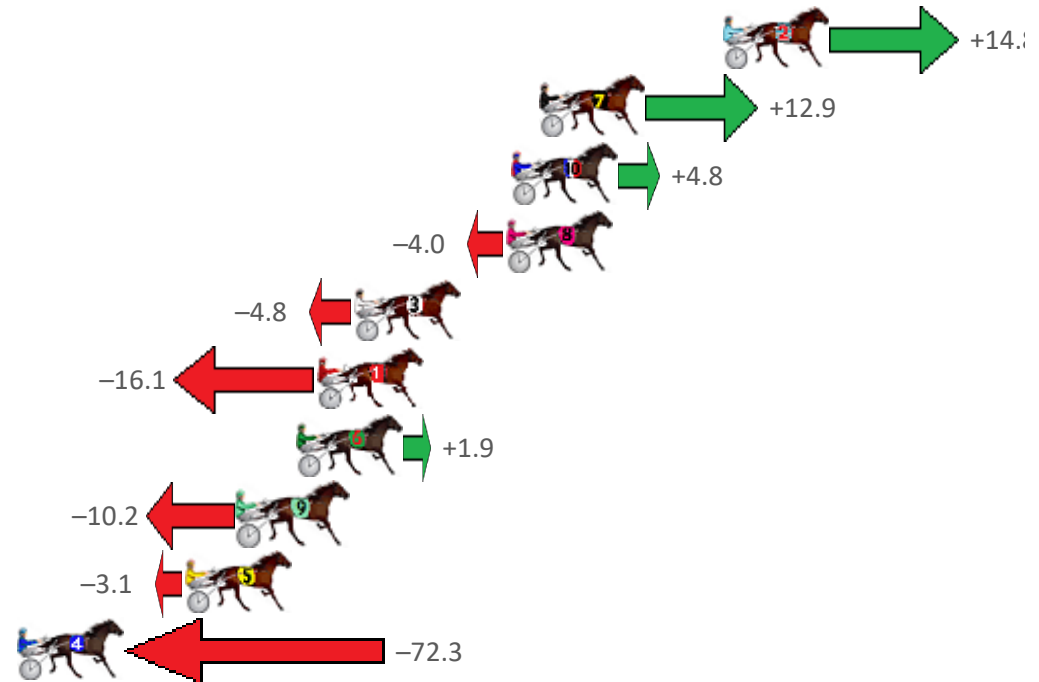
Albion Park Race 4 Distance 1660m

Friday, 19 August 2022

Gross Time: 1:55.50 MileRate: 1:51.90 LeadTime: 3.50s First Qtr: 26.50s Second Qtr: 30.00s Third Qtr: 27.70s Fourth Qtr: 27.80s

NoHorse	Plc	Mar	800 Posi	400 Posi	Time	3rd Qtr	4th Qtr
2 TARGARYEN	1	0.0m	14.8m (1)	0.0m (0)	1:55.50	26.68s	27.80s
7 CLASSIE WASHINGT	2	7.3m	20.2m (2)	9.2m (2)	1:56.03	26.94s	27.67s
10 BRIAN CHRISTOPHER	3	8.4m	13.2m (0)	20.0m (0)	1:56.11	28.17s	27.00s
8 TRIPLE FOUR	4	8.6m	4.6m (0)	9.6m (1)	1:56.13	28.05s	27.73s
3 BETTOR JIGGLE	5	14.6m	9.8m (1)	20.2m (2)	1:56.57	28.42s	27.41s
1 HY VOLTAGE	6	16.1m	0.0m (0)	6.0m (0)	1:56.68	28.11s	28.50s
6 JUST JOSHIN	7	16.9m	18.8m (1)	21.0m (1)	1:56.74	27.85s	27.52s
9 SAILALONG SINBAD	8	19.2m	9.0m (0)	14.4m (0)	1:56.90	28.07s	28.13s
5 WHATA ROLLER	9	21.3m	18.2m (0)	24.8m (2)	1:57.06	28.16s	27.56s
4 JACCKA WALLY	10	77.7m	5.4m (1)	16.4m (1)	2:01.18	28.45s	32.04s

Finish Position and metres gained from 800m





Home of PJ Harness Analyser

Want to know how successful PJ Harness Analyser is?

Click here for regular updates

www.pjdata.com.au
 admin@pjdata.com.au
 www.facebook.com/PJHarnessRacing



RISE Digital, Harness Racing Australia nor the provider accepts any responsibility for the completeness or accuracy of any of the information contained herein, and makes no representations about its suitability for any particular purpose. Users should make their own judgements about those matters and/or seek independent advice. You assume all risks associated with use of data provided on this page

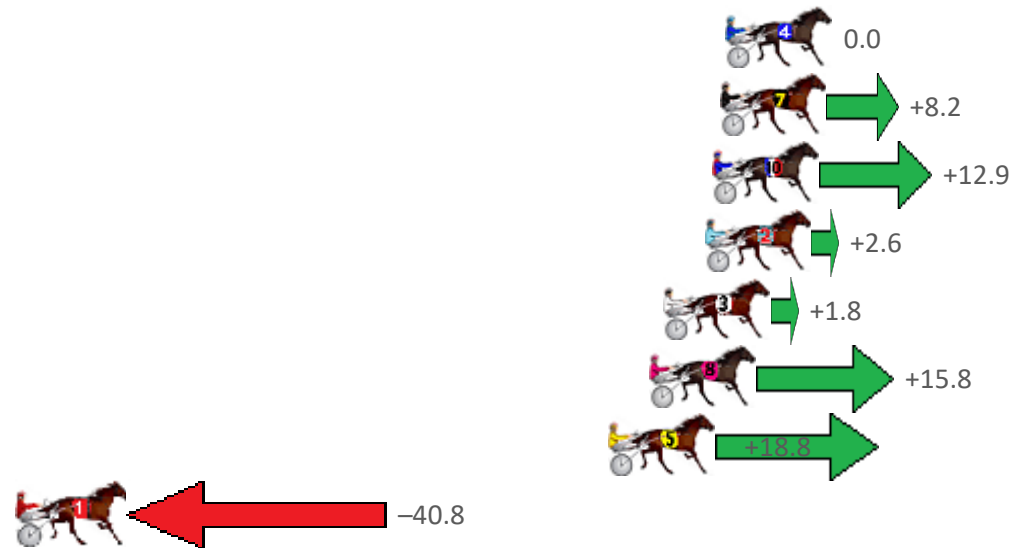
Albion Park Race 5 Distance 1660m

Friday, 19 August 2022

Gross Time: 1:58.70 MileRate: 1:55.10 LeadTime: 3.50s First Qtr: 27.80s Second Qtr: 30.80s Third Qtr: 28.00s Fourth Qtr: 28.60s

NoHorse	Plc	Mar	800 Posi	400 Posi	Time	3rd Qtr	4th Qtr
4 MONGOLIAN CONQ	1	0.0m	0.0m (0)	0.0m (0)	1:58.70	28.00s	28.60s
7 CALA JANE	2	0.2m	8.4m (1)	6.0m (1)	1:58.72	27.84s	28.19s
10 TEAGAN BANNER	3	0.5m	13.4m (1)	10.0m (2)	1:58.74	27.77s	27.92s
2 BOTTLE ROCK	4	0.8m	3.4m (1)	1.8m (1)	1:58.76	27.89s	28.53s
3 WATCHFUL LADY	5	2.4m	4.2m (0)	4.4m (0)	1:58.88	28.02s	28.46s
8 RYANS GANGSTER	6	3.0m	18.8m (1)	14.2m (2)	1:58.93	27.68s	27.80s
5 LUCKY NUTTER	7	4.6m	23.4m (1)	16.8m (1)	1:59.05	27.54s	27.73s
1 MARIANNA BROMA	8	50.6m	9.8m (0)	17.8m (0)	2:02.50	28.54s	30.93s

Finish Position and metres gained from 800m





Home of PJ Harness Analyser
 Want to know how successful PJ Harness Analyser is?
 Click here for regular updates

www.pjdata.com.au
 admin@pjdata.com.au
 www.facebook.com/PJHarnessRacing



RISE Digital, Harness Racing Australia nor the provider accepts any responsibility for the completeness or accuracy of any of the information contained herein, and makes no representations about its suitability for any particular purpose. Users should make their own judgements about those matters and/or seek independent advice. You assume all risks associated with use of data provided on this page

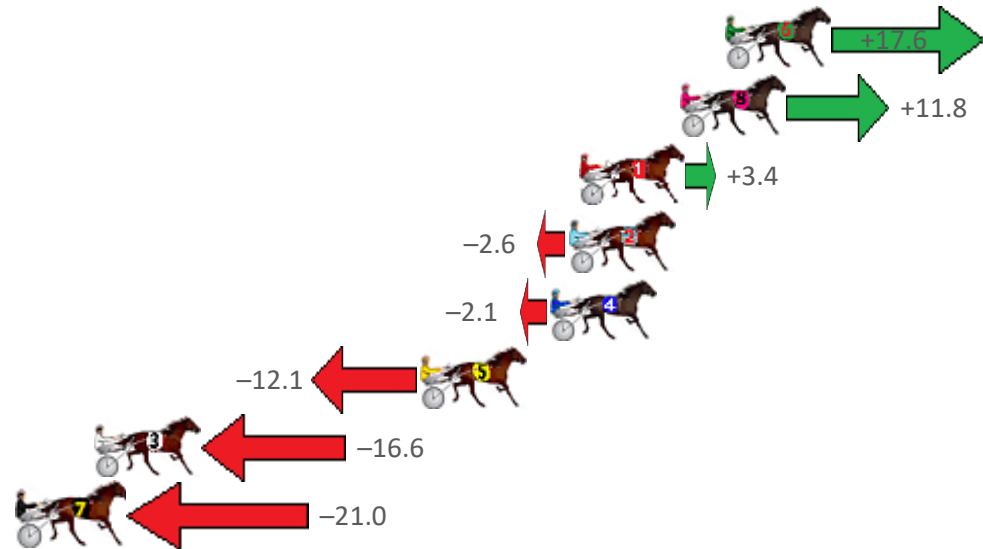
Albion Park Race 6 Distance 1660m

Friday, 19 August 2022

Gross Time: 1:58.70 MileRate: 1:55.00 LeadTime: 3.50s First Qtr: 27.10s Second Qtr: 29.70s Third Qtr: 28.80s Fourth Qtr: 29.60s

NoHorse	Plc	Mar	800 Posi	400 Posi	Time	3rd Qtr	4th Qtr
6 BRIDGE COIN	1	0.0m	17.6m (1)	14.2m (1)	1:58.70	28.57s	28.56s
8 MAGICOL IDEAL	2	1.8m	13.6m (0)	13.6m (0)	1:58.84	28.81s	28.73s
1 IN CHEVRON WE TR	3	5.8m	9.2m (0)	9.4m (0)	1:59.15	28.82s	29.34s
2 MAJOR MISCHIEF	4	6.2m	3.6m (1)	1.2m (1)	1:59.18	28.62s	29.97s
4 DANCINTOTHEBEAT	5	6.9m	4.8m (0)	4.6m (0)	1:59.24	28.78s	29.77s
5 ARTISTIC SAINT	6	12.1m	0.0m (0)	0.0m (0)	1:59.64	28.79s	30.49s
3 MONTANA EXPRESS	7	25.0m	8.4m (1)	5.4m (1)	2:00.64	28.56s	31.04s
7 FAST TRACKER	8	34.2m	13.2m (1)	10.0m (1)	2:01.35	28.54s	31.38s

Finish Position and metres gained from 800m





Home of PJ Harness Analyser

Want to know how successful PJ Harness Analyser is?
[Click here for regular updates](#)



www.pjdata.com.au
 admin@pjdata.com.au
 www.facebook.com/PJHarnessRacing

RISE Digital, Harness Racing Australia nor the provider accepts any responsibility for the completeness or accuracy of any of the information contained herein, and makes no representations about its suitability for any particular purpose. Users should make their own judgements about those matters and/or seek independent advice. You assume all risks associated with use of data provided on this page

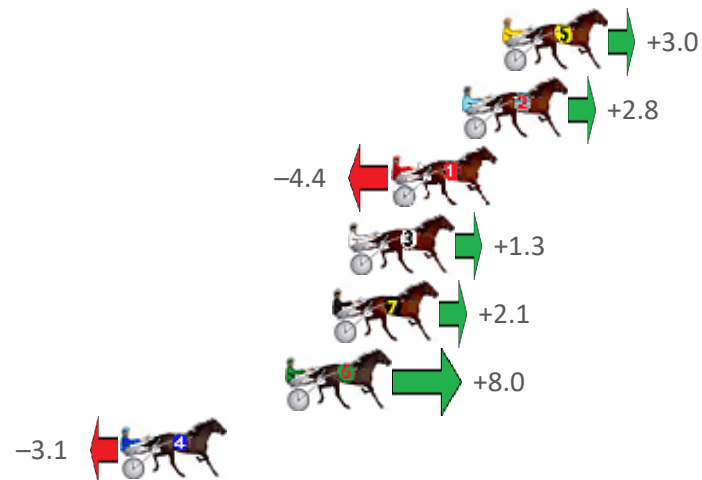
Albion Park Race 7 Distance 1660m

Friday, 19 August 2022

Gross Time: 1:57.00 MileRate: 1:53.40 LeadTime: 3.80s First Qtr: 28.10s Second Qtr: 29.20s Third Qtr: 28.50s Fourth Qtr: 27.40s

NoHorse	Plc	Mar	800 Posi	400 Posi	Time	3rd Qtr	4th Qtr
5 MAKE MINE MEMPH	1	0.0m	3.0m (1)	1.0m (1)	1:57.00	28.36s	27.33s
2 OBI ONE	2	1.6m	4.4m (0)	4.4m (0)	1:57.12	28.50s	27.21s
1 ESCALERA	3	4.4m	0.0m (0)	0.0m (0)	1:57.32	28.51s	27.70s
3 WARFARE	4	6.1m	7.4m (1)	6.6m (1)	1:57.44	28.44s	27.37s
7 SOHO SINATRA	5	6.7m	8.8m (0)	9.6m (0)	1:57.48	28.55s	27.20s
6 ROCK BOTTOM	6	8.6m	16.6m (1)	16.4m (1)	1:57.62	28.48s	26.87s
4 JUMPING JACK JIMM	7	15.1m	12.0m (1)	11.8m (1)	1:58.09	28.49s	27.62s

Finish Position and metres gained from 800m





Home of PJ Harness Analyser

Want to know how successful PJ Harness Analyser is?

Click here for regular updates

www.pjdata.com.au
 admin@pjdata.com.au
 www.facebook.com/PJHarnessRacing



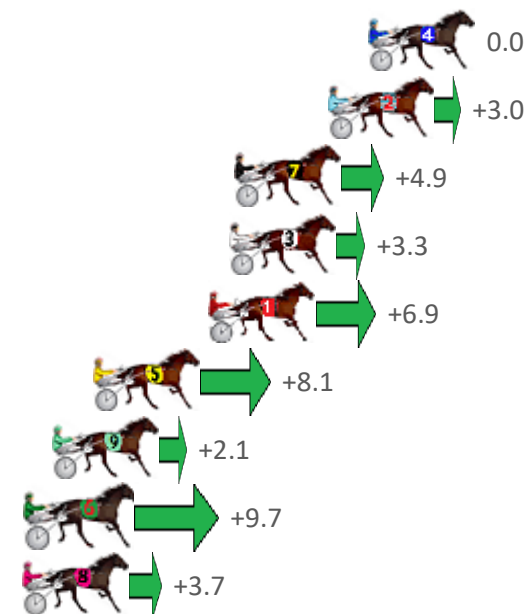
Albion Park Race 8 Distance 1660m

Friday, 19 August 2022

Gross Time: 2:00.00 MileRate: 1:56.30 LeadTime: 3.70s First Qtr: 27.40s Second Qtr: 31.70s Third Qtr: 29.70s Fourth Qtr: 27.50s

NoHorse	Plc	Mar	800 Posi	400 Posi	Time	3rd Qtr	4th Qtr
4 HES PERFECTLY IDEA	1	0.0m	0.0m (0)	0.0m (0)	2:00.00	29.70s	27.50s
2 BULLDOG BRAWLER	2	1.6m	4.6m (0)	4.8m (0)	2:00.12	29.71s	27.28s
7 GABBYS IDEAL	3	5.3m	10.2m (1)	4.8m (1)	2:00.38	29.32s	27.53s
3 JAY TEE TYRON	4	5.5m	8.8m (0)	9.4m (0)	2:00.40	29.73s	27.23s
1 ROLLED IN GOLD	5	6.3m	13.2m (0)	14.0m (0)	2:00.46	29.74s	26.97s
5 GOLDEN LACE	6	10.9m	19.0m (1)	13.8m (1)	2:00.79	29.32s	27.30s
9 HEAVENLY WISDOM	7	12.5m	14.6m (1)	9.4m (1)	2:00.90	29.34s	27.71s
6 SHESA POCKETROCK	8	13.5m	23.2m (1)	18.0m (1)	2:00.98	29.32s	27.19s
8 TRACER BULLET	9	13.7m	17.4m (0)	18.2m (0)	2:00.99	29.74s	27.19s

Finish Position and metres gained from 800m





Home of PJ Harness Analyser
 Want to know how successful PJ Harness Analyser is?
 Click here for regular updates

www.pjdata.com.au
 admin@pjdata.com.au
 www.facebook.com/PJHarnessRacing



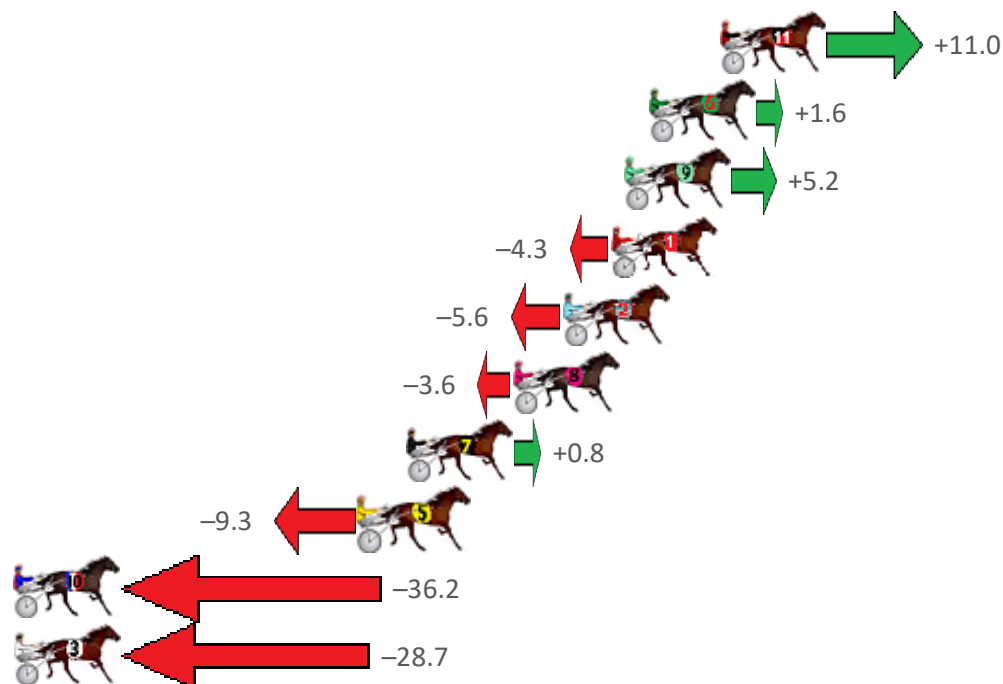
Albion Park Race 9 Distance 2138m

Friday, 19 August 2022

Gross Time: 2:43.20 MileRate: 2:01.70 LeadTime: 43.50s First Qtr: 30.80s Second Qtr: 31.20s Third Qtr: 28.40s Fourth Qtr: 29.30s

NoHorse	Plc	Mar	800 Posi	400 Posi	Time	3rd Qtr	4th Qtr
11 KAR MANOR	1	0.0m	11.0m (2)	0.0m (1)	2:43.20	27.61s	29.30s
6 IM THE COMMANDO	2	2.8m	4.4m (0)	5.8m (0)	2:43.42	28.50s	29.08s
9 RIGONDEAUX	3	3.8m	9.0m (0)	11.2m (0)	2:43.49	28.57s	28.76s
1 MILLY AN EYRE	4	4.3m	0.0m (0)	0.2m (0)	2:43.53	28.41s	29.60s
2 INDEFENSIBLE	5	6.2m	0.6m (1)	6.0m (1)	2:43.68	28.79s	29.31s
8 RILEY MOMENT	6	8.2m	4.6m (1)	8.6m (2)	2:43.83	28.69s	29.27s
7 MATATOKI	7	12.4m	13.2m (0)	16.6m (0)	2:44.15	28.65s	28.99s
5 KING OF THE NORTH	8	14.3m	5.0m (2)	12.2m (3)	2:44.30	28.91s	29.45s
10 EASY PICKINGS	9	50.2m	14.0m (1)	29.0m (1)	2:47.06	29.45s	30.84s
3 SET ME FREE	10	78.7m	50.0m (0)	60.0m (0)	2:49.25	29.10s	30.66s

Finish Position and metres gained from 800m





Home of PJ Harness Analyser

Want to know how successful PJ Harness Analyser is?

Click here for regular updates

www.pjdata.com.au
 admin@pjdata.com.au
 www.facebook.com/PJHarnessRacing



RISE Digital, Harness Racing Australia nor the provider accepts any responsibility for the completeness or accuracy of any of the information contained herein, and makes no representations about its suitability for any particular purpose. Users should make their own judgements about those matters and/or seek independent advice. You assume all risks associated with use of data provided on this page

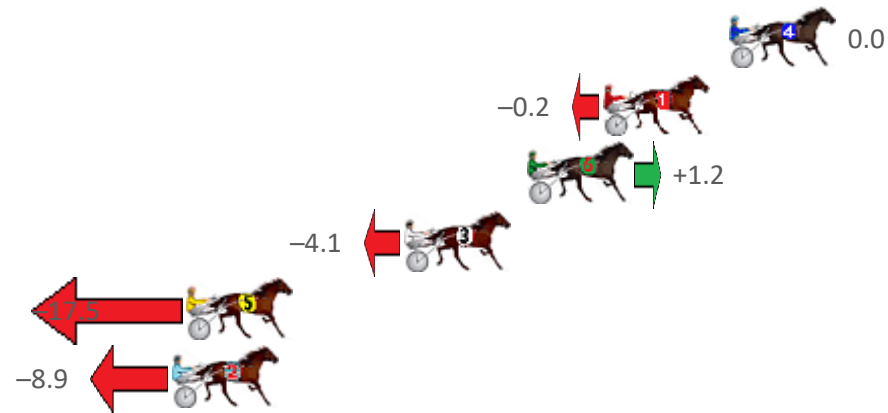
Albion Park Race 10 Distance 2138m

Friday, 19 August 2022

Gross Time: 2:42.30 MileRate: 2:02.20 LeadTime: 42.70s First Qtr: 31.10s Second Qtr: 30.80s Third Qtr: 29.50s Fourth Qtr: 28.20s

No Horse	Plc	Mar	800 Posi	400 Posi	Time	3rd Qtr	4th Qtr
4 FATHER CHRISTMAS	1	0.0m	0.0m (0)	0.0m (0)	2:42.30	29.50s	28.20s
1 KINGDOM COME	2	5.0m	4.8m (0)	4.8m (0)	2:42.67	29.50s	28.21s
6 MORE SHADES OF G	3	8.0m	9.2m (0)	9.2m (0)	2:42.89	29.50s	28.12s
3 COCHY MALC	4	12.9m	8.8m (1)	10.2m (1)	2:43.26	29.60s	28.39s
5 STRESS FACTOR	5	21.5m	4.0m (1)	5.8m (1)	2:43.89	29.65s	29.30s
2 JEDDY R YA READY	6	22.1m	13.2m (1)	14.8m (0)	2:43.94	29.63s	28.71s

Finish Position and metres gained from 800m





Home of PJ Harness Analyser

Want to know how successful PJ Harness Analyser is?

Click here for regular updates

www.pjdata.com.au
 admin@pjdata.com.au
 www.facebook.com/PJHarnessRacing



RISE Digital, Harness Racing Australia nor the provider accepts any responsibility for the completeness or accuracy of any of the information contained herein, and makes no representations about its suitability for any particular purpose. Users should make their own judgements about those matters and/or seek independent advice. You assume all risks associated with use of data provided on this page