

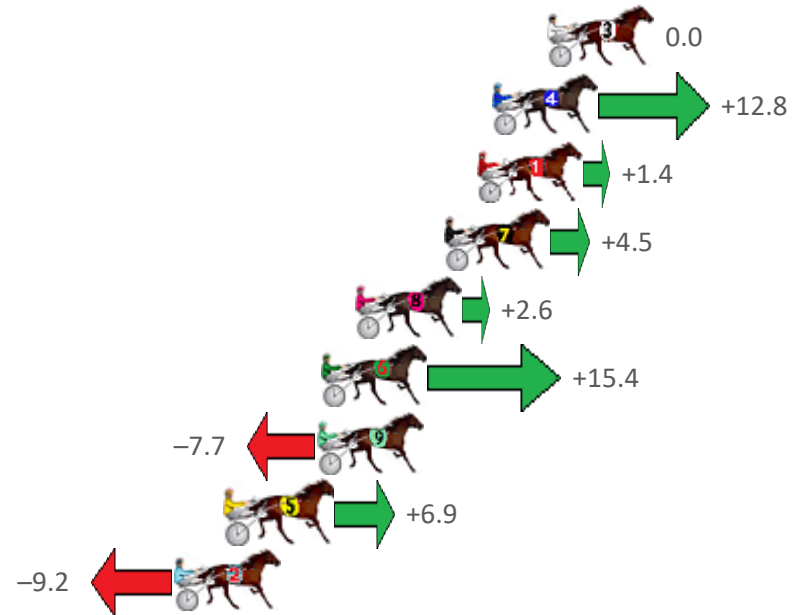
Redcliffe Race 1 Distance 1780m

Monday, 22 August 2022

Gross Time: 2:11.50 MileRate: 1:58.90 LeadTime: 11.40s First Qtr: 31.30s Second Qtr: 31.10s Third Qtr: 28.30s Fourth Qtr: 29.40s

No Horse	Plc	Mar	800 Posi	400 Posi	Time	3rd Qtr	4th Qtr
3 SHARP SHOOTER	1	0.0m	0.0m (0)	0.0m (0)	2:11.50	28.30s	29.40s
4 ROCKNROLL DA GA	2	2.2m	15.0m (1)	15.2m (1)	2:11.67	28.33s	28.45s
1 WESTERN SHOWGIR	3	2.8m	4.2m (0)	4.6m (0)	2:11.72	28.33s	29.27s
7 OLD ENGLISH	4	4.1m	8.6m (0)	9.2m (0)	2:11.82	28.35s	29.03s
8 MOONLIGHT BUTCH	5	7.6m	10.2m (1)	10.0m (1)	2:12.09	28.29s	29.22s
6 SHESHERZ	6	9.0m	24.4m (1)	22.4m (0)	2:12.19	28.17s	28.42s
9 POLKA DOT DANCE	7	9.1m	1.4m (1)	0.4m (1)	2:12.20	28.22s	30.04s
5 SUGARKANE	8	12.7m	19.6m (1)	19.8m (1)	2:12.48	28.32s	28.88s
2 NOT THE KINGSWOO	9	14.8m	5.6m (1)	5.8m (1)	2:12.64	28.30s	30.06s

Finish Position and metres gained from 800m





Home of PJ Harness Analyser
 Want to know how successful PJ Harness Analyser is?
 Click here for regular updates

www.pjdata.com.au
 admin@pjdata.com.au
 www.facebook.com/PJHarnessRacing



RISE Digital, Harness Racing Australia nor the provider accepts any responsibility for the completeness or accuracy of any of the information contained herein, and makes no representations about its suitability for any particular purpose. Users should make their own judgements about those matters and/or seek independent advice. You assume all risks associated with use of data provided on this page

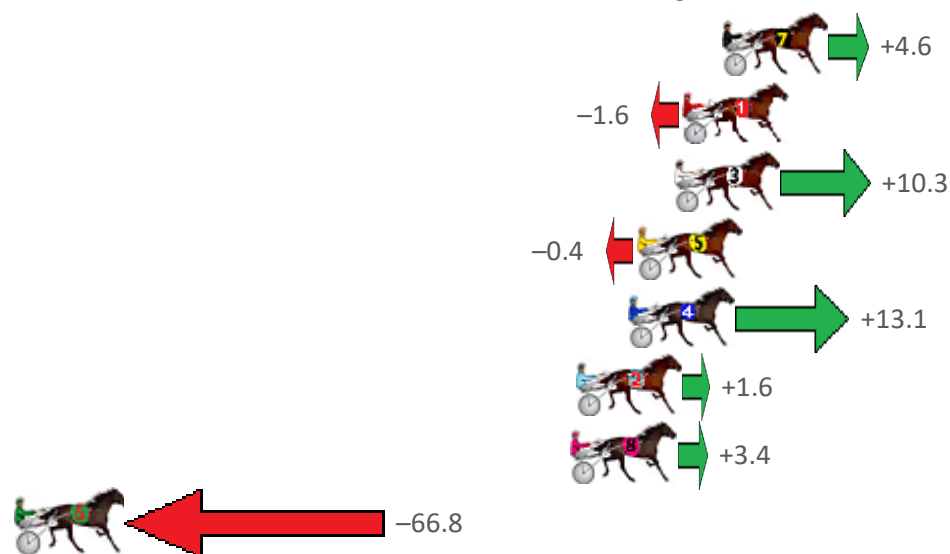
Redcliffe Race 2 Distance 1780m

Monday, 22 August 2022

Gross Time: 2:11.70 MileRate: 1:59.10 LeadTime: 11.80s First Qtr: 30.70s Second Qtr: 31.00s Third Qtr: 28.10s Fourth Qtr: 30.10s

No Horse	Plc	Mar	800 Posi	400 Posi	Time	3rd Qtr	4th Qtr
7 ROYAL PRINCESS	1	0.0m	4.6m (0)	4.8m (0)	2:11.70	28.13s	29.74s
1 COURAGEOUS LEO	2	1.6m	0.0m (0)	0.0m (0)	2:11.83	28.10s	30.22s
3 HOT ROD HEAVEN	3	1.9m	12.2m (1)	11.2m (2)	2:11.85	28.05s	29.40s
5 MAKE MINE JOE	4	3.4m	3.0m (1)	2.8m (1)	2:11.97	28.08s	30.14s
4 SWEET JASMINE	5	3.7m	16.8m (1)	15.2m (2)	2:11.99	28.01s	29.24s
2 KEAYANG TARA	6	5.8m	7.4m (1)	7.0m (1)	2:12.16	28.07s	30.01s
8 TORQUE IS MY GIRL	7	6.0m	9.4m (0)	10.6m (0)	2:12.17	28.20s	29.76s
6 JACKS N JAZZ	8	166.8m	100.0m (0)	100.0m (0)	2:24.85	27.93s	35.10s

Finish Position and metres gained from 800m





Home of PJ Harness Analyser

Want to know how successful PJ Harness Analyser is?

Click here for regular updates

www.pjdata.com.au
 admin@pjdata.com.au
 www.facebook.com/PJHarnessRacing



RISE Digital, Harness Racing Australia nor the provider accepts any responsibility for the completeness or accuracy of any of the information contained herein, and makes no representations about its suitability for any particular purpose. Users should make their own judgements about those matters and/or seek independent advice. You assume all risks associated with use of data provided on this page

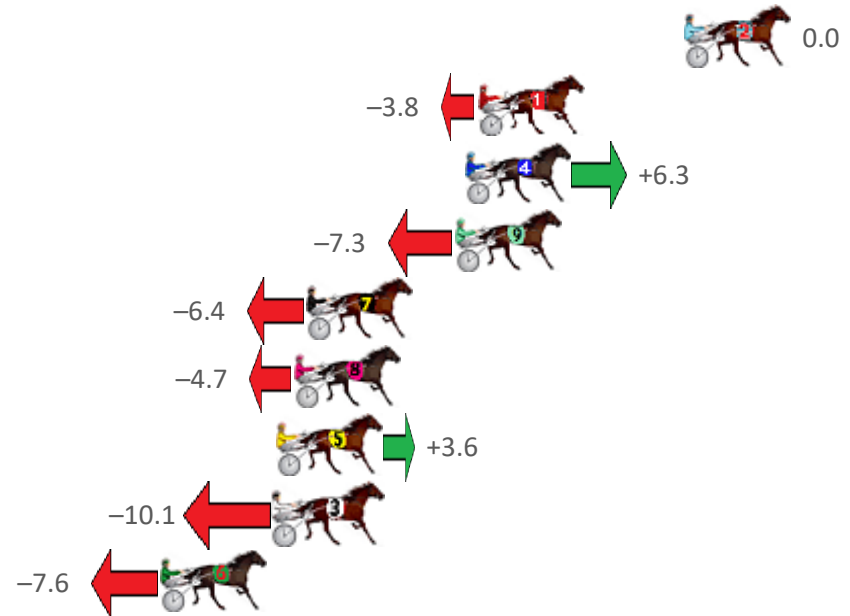
Redcliffe Race 3 Distance 1780m

Monday, 22 August 2022

Gross Time: 2:13.90 MileRate: 2:01.00 LeadTime: 11.70s First Qtr: 31.60s Second Qtr: 31.90s Third Qtr: 29.30s Fourth Qtr: 29.40s

No Horse	Plc	Mar	800 Posi	400 Posi	Time	3rd Qtr	4th Qtr
2 TACTFILLY MIRACLE	1	0.0m	0.0m (0)	0.0m (0)	2:13.90	29.30s	29.40s
1 OFFICE BAD BOY	2	8.2m	4.4m (0)	4.6m (0)	2:14.53	29.31s	29.66s
4 ROLLONX	3	8.7m	15.0m (1)	11.6m (2)	2:14.57	29.05s	29.19s
9 BETTING BARON	4	9.1m	1.8m (1)	3.6m (1)	2:14.60	29.43s	29.80s
7 RAFFERTY DELIGHTS	5	15.0m	8.6m (0)	9.0m (0)	2:15.06	29.33s	29.84s
8 CROSSED LEGS	6	15.5m	10.8m (1)	7.4m (2)	2:15.09	29.05s	29.99s
5 FOR NO REASON	7	16.2m	19.8m (1)	13.4m (1)	2:15.15	28.83s	29.60s
3 BUSTABALLOON	8	16.3m	6.2m (1)	8.2m (1)	2:15.16	29.44s	29.99s
6 NESTERS HILL	9	20.8m	13.2m (0)	14.0m (0)	2:15.50	29.36s	29.90s

Finish Position and metres gained from 800m





Home of PJ Harness Analyser

Want to know how successful PJ Harness Analyser is?
Click here for regular updates

www.pjdata.com.au
 admin@pjdata.com.au
 www.facebook.com/PJHarnessRacing



RISE Digital, Harness Racing Australia nor the provider accepts any responsibility for the completeness or accuracy of any of the information contained herein, and makes no representations about its suitability for any particular purpose. Users should make their own judgements about those matters and/or seek independent advice. You assume all risks associated with use of data provided on this page

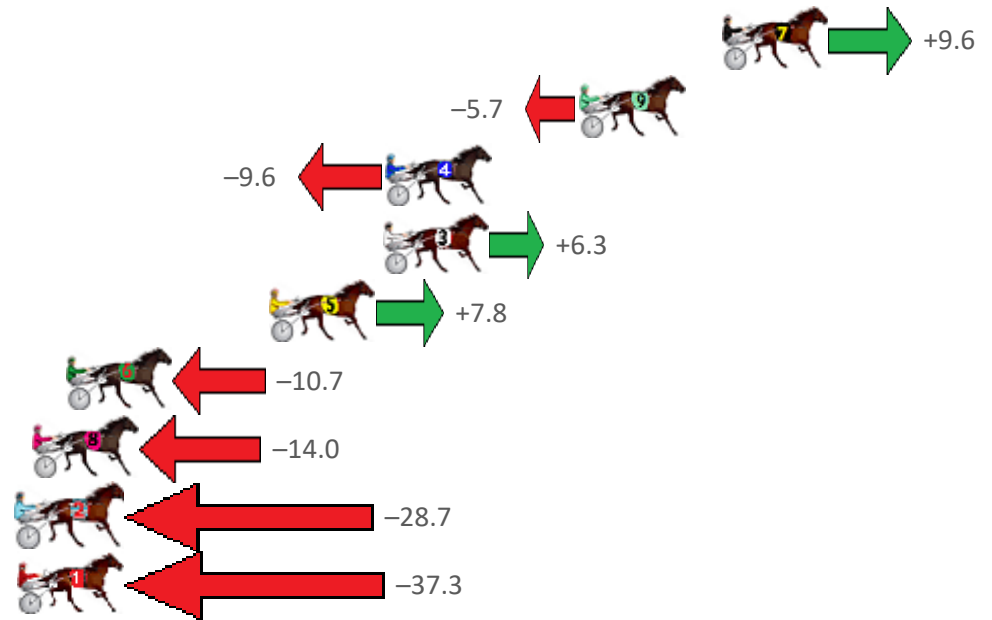
Redcliffe Race 4 Distance 1780m

Monday, 22 August 2022

Gross Time: 2:11.30 MileRate: 1:58.70 LeadTime: 11.60s First Qtr: 30.20s Second Qtr: 30.80s Third Qtr: 28.30s Fourth Qtr: 30.40s

No Horse	Plc	Mar	800 Posi	400 Posi	Time	3rd Qtr	4th Qtr
7 SHEZALUCKYLADY	1	0.0m	9.6m (0)	8.8m (0)	2:11.30	28.26s	29.73s
9 GOSLING IN FLIGHT	2	5.7m	0.0m (2)	0.0m (0)	2:11.75	28.29s	30.83s
4 BE ON THE SLY	3	13.4m	3.8m (1)	18.2m (2)	2:12.37	29.36s	30.04s
3 PURPLE SHADES	4	13.5m	19.8m (1)	26.6m (1)	2:12.37	28.83s	29.41s
5 JACOBS THUNDER	5	18.0m	25.8m (1)	25.0m (0)	2:12.73	28.26s	29.87s
6 DOOLITTLE DAYS	6	26.1m	15.4m (0)	18.8m (1)	2:13.38	28.53s	30.95s
8 GETALOADATHISGIR	7	27.4m	13.4m (1)	25.8m (3)	2:13.48	29.20s	30.52s
2 JOY MAKER	8	37.5m	8.8m (1)	21.2m (3)	2:14.28	29.16s	31.63s
1 PERFECT FEELING	9	42.3m	5.0m (0)	16.2m (0)	2:14.67	29.05s	32.37s

Finish Position and metres gained from 800m





Home of PJ Harness Analyser

Want to know how successful PJ Harness Analyser is?
Click here for regular updates

www.pjdata.com.au
 admin@pjdata.com.au
 www.facebook.com/PJHarnessRacing



RISE Digital, Harness Racing Australia nor the provider accepts any responsibility for the completeness or accuracy of any of the information contained herein, and makes no representations about its suitability for any particular purpose. Users should make their own judgements about those matters and/or seek independent advice. You assume all risks associated with use of data provided on this page

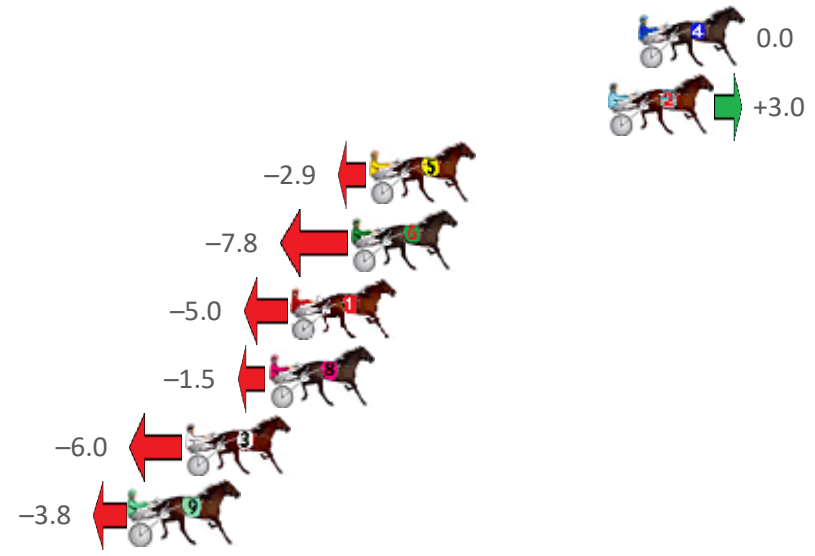
Redcliffe Race 5 Distance 2040m

Monday, 22 August 2022

Gross Time: 2:31.80 MileRate: 1:59.80 LeadTime: 31.50s First Qtr: 30.50s Second Qtr: 31.00s Third Qtr: 29.60s Fourth Qtr: 29.20s

No Horse	Plc	Mar	800 Posi	400 Posi	Time	3rd Qtr	4th Qtr
4 CLARES FOOL	1	0.0m	0.0m (0)	0.0m (0)	2:31.80	29.60s	29.20s
2 WAVEDANCER	2	1.2m	4.2m (0)	4.6m (0)	2:31.89	29.63s	28.95s
5 GO JO JOLT	3	10.7m	7.8m (1)	8.2m (1)	2:32.62	29.63s	29.38s
6 WHERE'S TASCOTT	4	11.4m	3.6m (1)	3.6m (1)	2:32.67	29.60s	29.77s
1 FLOORLESS	5	13.8m	8.8m (0)	9.4m (0)	2:32.86	29.65s	29.52s
8 HARRY CROFT	6	14.7m	13.2m (0)	14.2m (0)	2:32.93	29.67s	29.24s
3 LA BELLE CHEVAL	7	18.0m	12.0m (1)	12.6m (1)	2:33.18	29.65s	29.59s
9 DARBY BRIGHTS	8	20.2m	16.4m (1)	18.6m (1)	2:33.35	29.76s	29.32s

Finish Position and metres gained from 800m





Home of PJ Harness Analyser

Want to know how successful PJ Harness Analyser is?
[Click here for regular updates](#)



www.pjdata.com.au
 admin@pjdata.com.au
 www.facebook.com/PJHarnessRacing

RISE Digital, Harness Racing Australia nor the provider accepts any responsibility for the completeness or accuracy of any of the information contained herein, and makes no representations about its suitability for any particular purpose. Users should make their own judgements about those matters and/or seek independent advice. You assume all risks associated with use of data provided on this page

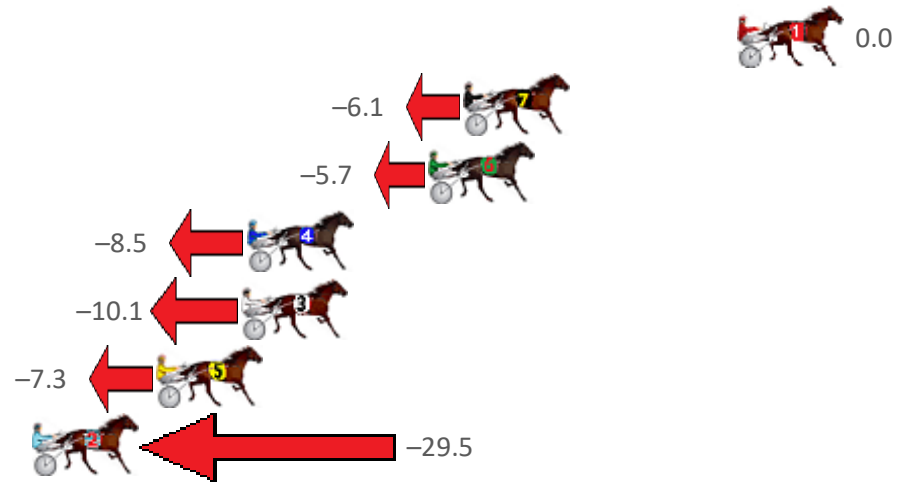
Redcliffe Race 6 Distance 2040m

Monday, 22 August 2022

Gross Time: 2:32.40 MileRate: 2:00.20 LeadTime: 33.90s First Qtr: 31.40s Second Qtr: 30.30s Third Qtr: 28.30s Fourth Qtr: 28.50s

No Horse	Plc	Mar	800 Posi	400 Posi	Time	3rd Qtr	4th Qtr
1 CAMROLLER	1	0.0m	0.0m (0)	0.0m (0)	2:32.40	28.30s	28.50s
7 CAPTAIN OH CAPTAI	2	10.9m	4.8m (0)	4.6m (0)	2:33.22	28.28s	28.95s
6 THE SPORTZ STAR	3	12.3m	6.6m (1)	7.8m (1)	2:33.32	28.38s	28.82s
4 KURAHAUPO GAMBL	4	19.5m	11.0m (1)	12.2m (1)	2:33.86	28.38s	29.02s
3 LETS SAVE THE DAY	5	19.7m	9.6m (0)	9.2m (0)	2:33.87	28.27s	29.24s
5 BEEF CITY BLAZE	6	23.1m	15.8m (1)	16.4m (1)	2:34.13	28.34s	28.97s
2 HE SAID SHE SAID	7	31.9m	2.4m (1)	3.6m (1)	2:34.79	28.38s	30.51s

Finish Position and metres gained from 800m





Home of PJ Harness Analyser

Want to know how successful PJ Harness Analyser is?
Click here for regular updates

www.pjdata.com.au
 admin@pjdata.com.au
 www.facebook.com/PJHarnessRacing



RISE Digital, Harness Racing Australia nor the provider accepts any responsibility for the completeness or accuracy of any of the information contained herein, and makes no representations about its suitability for any particular purpose. Users should make their own judgements about those matters and/or seek independent advice. You assume all risks associated with use of data provided on this page

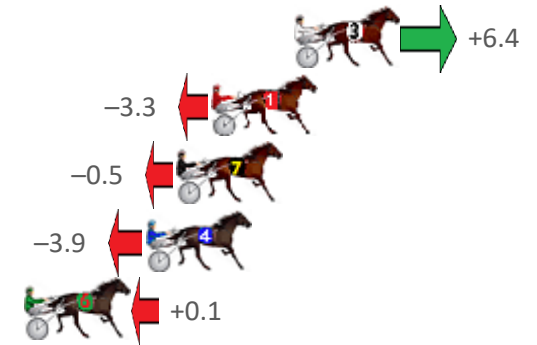
Redcliffe Race 7 Distance 1780m

Monday, 22 August 2022

Gross Time: 2:13.60 MileRate: 2:00.80 LeadTime: 11.40s First Qtr: 31.40s Second Qtr: 32.90s Third Qtr: 29.20s Fourth Qtr: 28.70s

No Horse	Plc	Mar	800 Posi	400 Posi	Time	3rd Qtr	4th Qtr
3 IMA BEACH BABE	1	0.0m	6.4m (1)	5.4m (1)	2:13.60	29.12s	28.31s
1 VODKA EN ICE	2	3.3m	0.0m (0)	0.0m (0)	2:13.85	29.20s	28.94s
7 MACH TORQUE	3	4.7m	4.2m (0)	4.6m (0)	2:13.95	29.23s	28.71s
4 CHEDDAR MADE BET	4	5.9m	2.0m (1)	0.6m (1)	2:14.04	29.10s	29.08s
6 TEE RAVELLING	5	10.7m	10.8m (1)	9.8m (1)	2:14.41	29.13s	28.76s

Finish Position and metres gained from 800m





Home of PJ Harness Analyser

Want to know how successful PJ Harness Analyser is?
Click here for regular updates

www.pjdata.com.au
 admin@pjdata.com.au
 www.facebook.com/PJHarnessRacing



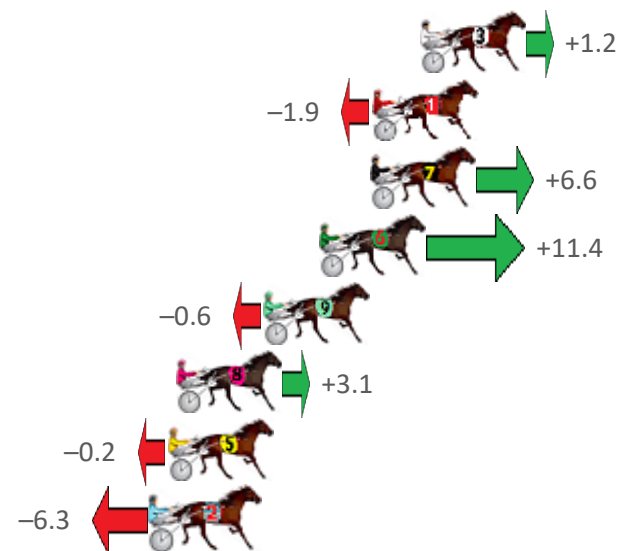
Redcliffe Race 8 Distance 2040m

Monday, 22 August 2022

Gross Time: 2:36.20 MileRate: 2:03.20 LeadTime: 33.40s First Qtr: 32.10s Second Qtr: 31.50s Third Qtr: 29.00s Fourth Qtr: 30.20s

No Horse	Plc	Mar	800 Posi	400 Posi	Time	3rd Qtr	4th Qtr
3 LITTLEDEE	1	0.0m	1.2m (1)	2.6m (1)	2:36.20	29.11s	30.00s
1 ELPINE SALLY	2	1.9m	0.0m (0)	0.0m (0)	2:36.35	29.00s	30.34s
7 ITSMEGS	3	2.0m	8.6m (0)	9.6m (0)	2:36.36	29.08s	29.63s
6 BEYONSKI	4	4.0m	15.4m (1)	16.6m (1)	2:36.52	29.11s	29.25s
9 HIT THE TRACK	5	6.2m	5.6m (1)	7.4m (1)	2:36.69	29.13s	30.11s
8 MAJOR GRANDEUR	6	9.7m	12.8m (0)	14.0m (0)	2:36.97	29.09s	29.88s
5 IMA CHICK MAGNET	7	10.0m	9.8m (1)	12.4m (1)	2:36.99	29.19s	30.02s
2 MUSTANG DUDE	8	10.7m	4.4m (0)	5.4m (0)	2:37.05	29.07s	30.60s

Finish Position and metres gained from 800m





Home of PJ Harness Analyser

Want to know how successful PJ Harness Analyser is?
Click here for regular updates

www.pjdata.com.au
 admin@pjdata.com.au
 www.facebook.com/PJHarnessRacing



RISE Digital, Harness Racing Australia nor the provider accepts any responsibility for the completeness or accuracy of any of the information contained herein, and makes no representations about its suitability for any particular purpose. Users should make their own judgements about those matters and/or seek independent advice. You assume all risks associated with use of data provided on this page

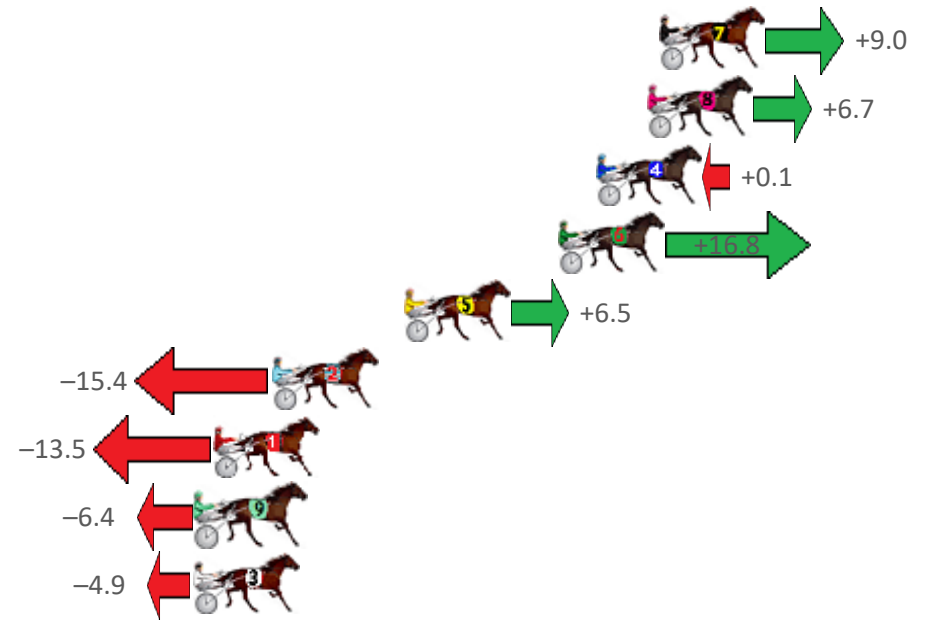
Redcliffe Race 9 Distance 2040m

Monday, 22 August 2022

Gross Time: 2:36.90 MileRate: 2:03.70 LeadTime: 33.10s First Qtr: 31.40s Second Qtr: 31.60s Third Qtr: 29.80s Fourth Qtr: 31.00s

No Horse	Plc	Mar	800 Posi	400 Posi	Time	3rd Qtr	4th Qtr
7 FEEL THE THRILL	1	0.0m	9.0m (0)	9.0m (0)	2:36.90	29.81s	30.31s
8 JUKEBOX JET	2	0.5m	7.2m (1)	6.6m (1)	2:36.94	29.76s	30.53s
4 MANY DELIGHTS	3	2.5m	2.6m (1)	1.2m (1)	2:37.10	29.69s	31.10s
6 DOOLITTLE DANDY	4	4.0m	20.8m (1)	14.6m (2)	2:37.22	29.35s	30.18s
5 LESVOS LAD	5	10.1m	16.6m (1)	18.6m (0)	2:37.72	29.96s	30.34s
2 NOLONGA YOUR CH	6	15.4m	0.0m (0)	0.0m (0)	2:38.15	29.78s	32.19s
1 WILLSINTOWN	7	17.7m	4.2m (0)	4.4m (0)	2:38.33	29.80s	32.02s
9 BEE GEES BEST	8	18.4m	12.0m (1)	14.6m (1)	2:38.39	29.99s	31.29s
3 ARTISTIC HUMMA	9	18.5m	13.6m (0)	13.6m (0)	2:38.40	29.79s	31.38s

Finish Position and metres gained from 800m





Home of PJ Harness Analyser
 Want to know how successful PJ Harness Analyser is?
 Click here for regular updates

www.pjdata.com.au
 admin@pjdata.com.au
 www.facebook.com/PJHarnessRacing



RISE Digital, Harness Racing Australia nor the provider accepts any responsibility for the completeness or accuracy of any of the information contained herein, and makes no representations about its suitability for any particular purpose. Users should make their own judgements about those matters and/or seek independent advice. You assume all risks associated with use of data provided on this page