

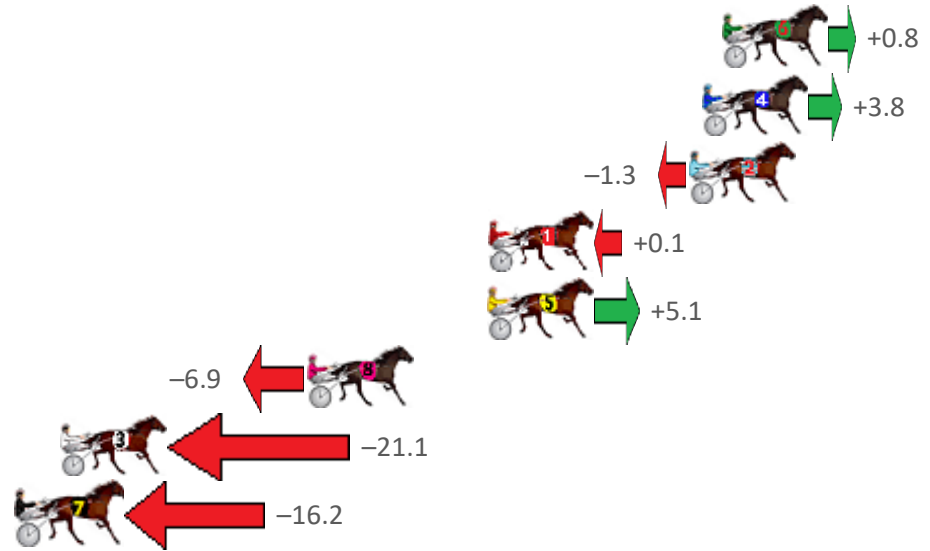
Redcliffe Race 1 Distance 1780m

Thursday, 25 August 2022

Gross Time: 2:11.50 MileRate: 1:58.80 LeadTime: 11.10s First Qtr: 29.40s Second Qtr: 31.20s Third Qtr: 30.40s Fourth Qtr: 29.40s

No Horse	Plc	Mar	800 Posi	400 Posi	Time	3rd Qtr	4th Qtr
6 HEAVENLY WISDOM	1	0.0m	0.8m (1)	0.6m (1)	2:11.50	30.38s	29.36s
4 WONDERWOMAN J	2	0.8m	4.6m (0)	4.4m (0)	2:11.56	30.38s	29.14s
2 IM A CLASSY GIRL	3	1.3m	0.0m (0)	0.0m (0)	2:11.60	30.40s	29.50s
1 SHAKATIE	4	9.3m	9.4m (0)	9.4m (0)	2:12.22	30.40s	29.39s
5 SWINGING GEORGE	4	9.3m	14.4m (1)	4.6m (2)	2:12.22	29.68s	29.74s
8 SARIE MARAIS	6	16.5m	9.6m (1)	9.6m (2)	2:12.77	30.41s	29.90s
3 AUNTY FRANCES	7	26.3m	5.2m (1)	6.0m (1)	2:13.53	30.48s	30.88s
7 BUSTABALLOON	8	30.2m	14.0m (0)	14.8m (2)	2:13.83	30.48s	30.53s

Finish Position and metres gained from 800m





Home of PJ Harness Analyser

Want to know how successful PJ Harness Analyser is?
[Click here for regular updates](#)

www.pjdata.com.au
 admin@pjdata.com.au
 www.facebook.com/PJHarnessRacing



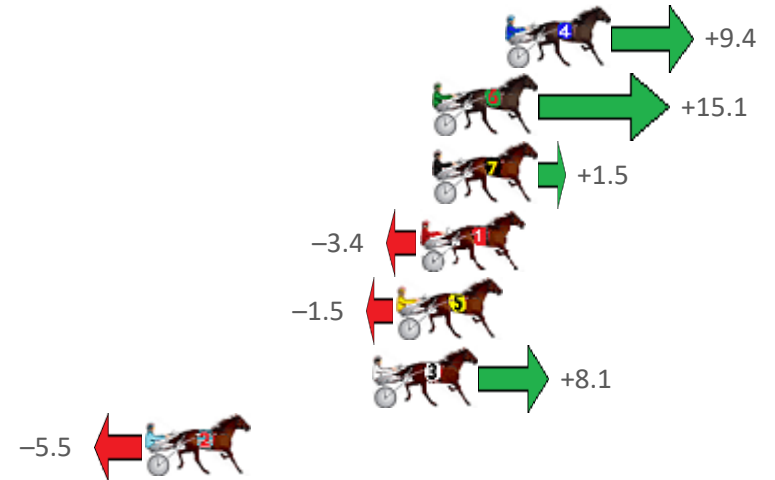
Redcliffe Race 2 Distance 1780m

Thursday, 25 August 2022

Gross Time: 2:11.20 MileRate: 1:58.60 LeadTime: 11.30s First Qtr: 30.40s Second Qtr: 30.40s Third Qtr: 29.20s Fourth Qtr: 29.90s

No Horse	Plc	Mar	800 Posi	400 Posi	Time	3rd Qtr	4th Qtr
4 PRINCE JOY	1	0.0m	9.4m (0)	8.6m (1)	2:11.20	29.15s	29.26s
6 SCHEU CREEK	2	2.9m	18.0m (1)	12.4m (2)	2:11.43	28.80s	29.19s
7 MISS MIA	3	2.9m	4.4m (0)	4.4m (0)	2:11.43	29.20s	29.79s
1 IM LOKI	4	3.4m	0.0m (0)	0.0m (0)	2:11.47	29.20s	30.15s
5 BULLDOG BRAWLER	5	4.3m	2.8m (1)	3.4m (1)	2:11.54	29.24s	29.97s
3 AYE AYE CAPTAIN	6	5.3m	13.4m (1)	8.2m (2)	2:11.62	28.82s	29.68s
2 BRAEVIEW FELLA	7	14.3m	8.8m (1)	11.2m (0)	2:12.32	29.37s	30.13s

Finish Position and metres gained from 800m





Home of PJ Harness Analyser

Want to know how successful PJ Harness Analyser is?
[Click here for regular updates](#)



www.pjdata.com.au
 admin@pjdata.com.au
 www.facebook.com/PJHarnessRacing

RISE Digital, Harness Racing Australia nor the provider accepts any responsibility for the completeness or accuracy of any of the information contained herein, and makes no representations about its suitability for any particular purpose. Users should make their own judgements about those matters and/or seek independent advice. You assume all risks associated with use of data provided on this page

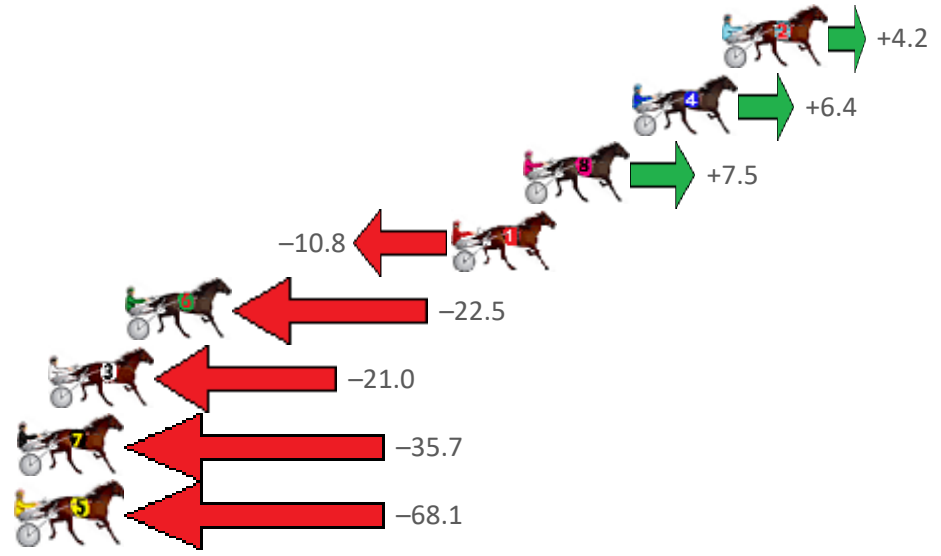
Redcliffe Race 3 Distance 1780m

Thursday, 25 August 2022

Gross Time: 2:11.30 MileRate: 1:58.70 LeadTime: 11.30s First Qtr: 31.20s Second Qtr: 29.50s Third Qtr: 29.40s Fourth Qtr: 29.90s

No Horse	Plc	Mar	800 Posi	400 Posi	Time	3rd Qtr	4th Qtr
2 SHEZ GOT BLING	1	0.0m	4.2m (0)	4.4m (0)	2:11.30	29.42s	29.57s
4 CALL ME TRISH	2	3.6m	10.0m (1)	4.0m (2)	2:11.58	28.96s	29.87s
8 DOOLITTLE DEXTER	3	7.9m	15.4m (1)	10.2m (2)	2:11.92	29.02s	29.73s
1 MAJOR TRALEE	4	10.8m	0.0m (0)	0.0m (0)	2:12.15	29.39s	30.70s
6 DIEGO DELGADO	5	23.7m	1.2m (1)	2.6m (1)	2:13.16	29.49s	31.47s
3 LA PISTOLA	6	26.8m	5.8m (1)	8.2m (1)	2:13.40	29.57s	31.28s
7 GULMARG	7	45.1m	9.4m (0)	10.4m (0)	2:14.83	29.45s	32.48s
5 OUR FRIEND	8	138.1m	70.0m (0)	100.0m (0)	2:22.12	31.59s	32.73s

Finish Position and metres gained from 800m





Home of PJ Harness Analyser
 Want to know how successful PJ Harness Analyser is?
 Click here for regular updates

www.pjdata.com.au
 admin@pjdata.com.au
 www.facebook.com/PJHarnessRacing



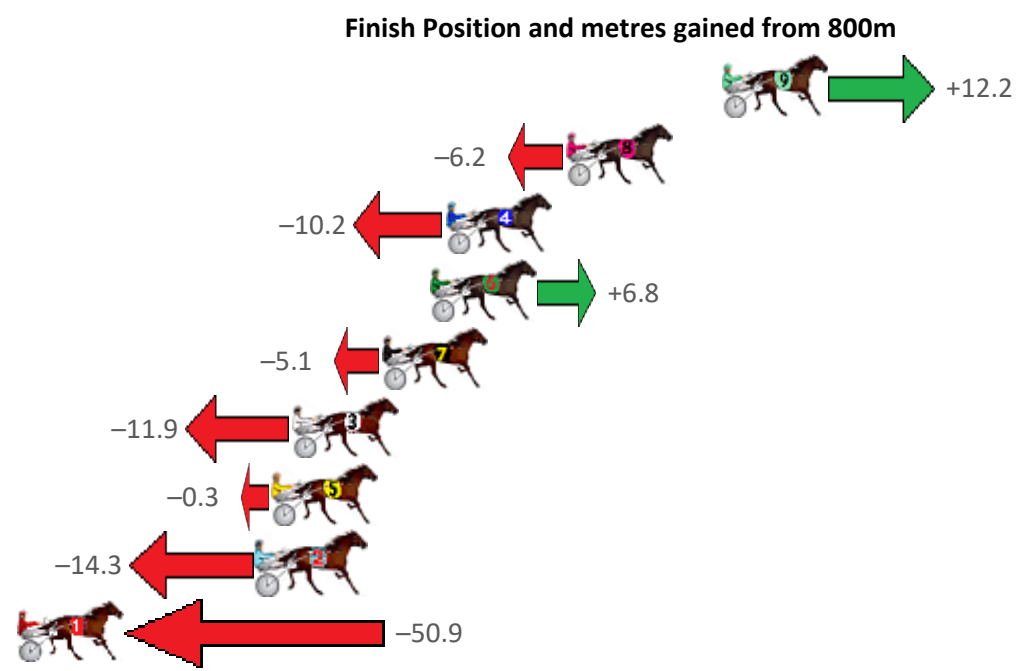
RISE Digital, Harness Racing Australia nor the provider accepts any responsibility for the completeness or accuracy of any of the information contained herein, and makes no representations about its suitability for any particular purpose. Users should make their own judgements about those matters and/or seek independent advice. You assume all risks associated with use of data provided on this page

Redcliffe Race 4 Distance 1780m

Thursday, 25 August 2022

Gross Time: 2:13.60 MileRate: 2:00.80 LeadTime: 11.80s First Qtr: 30.80s Second Qtr: 31.80s Third Qtr: 29.30s Fourth Qtr: 29.90s

No Horse	Plc	Mar	800 Posi	400 Posi	Time	3rd Qtr	4th Qtr
9 DUKE	1	0.0m	12.2m (2)	3.8m (1)	2:13.60	28.68s	29.62s
8 SUNDOWNER SHAN	2	6.2m	0.0m (1)	0.0m (0)	2:14.09	29.30s	30.36s
4 OUR DOLLY	3	11.0m	0.8m (0)	6.4m (0)	2:14.46	29.71s	30.24s
6 MY ULTIMATE HEST	4	11.6m	18.4m (2)	8.8m (2)	2:14.51	28.59s	30.11s
7 BEEF CITY STARZZZ	5	13.5m	8.4m (1)	16.8m (1)	2:14.66	29.92s	29.65s
3 CHAMPAGNE REACT	6	17.1m	5.2m (0)	12.0m (0)	2:14.94	29.80s	30.28s
5 DALLAS COWGIRL	7	17.9m	17.6m (1)	17.0m (2)	2:15.00	29.26s	29.97s
2 CHANG	8	18.5m	4.2m (1)	12.4m (1)	2:15.05	29.90s	30.35s
1 STAR OF WONDER	9	60.5m	9.6m (0)	20.6m (0)	2:18.34	30.08s	32.87s



Home of PJ Harness Analyser

Want to know how successful PJ Harness Analyser is?
Click here for regular updates

www.pjdata.com.au
 admin@pjdata.com.au
 www.facebook.com/PJHarnessRacing

RISE Digital, Harness Racing Australia nor the provider accepts any responsibility for the completeness or accuracy of any of the information contained herein, and makes no representations about its suitability for any particular purpose. Users should make their own judgements about those matters and/or seek independent advice. You assume all risks associated with use of data provided on this page


Redcliffe Race 5 Distance 1780m

Thursday, 25 August 2022

Gross Time: 2:15.10 MileRate: 2:02.10 LeadTime: 11.50s First Qtr: 31.60s Second Qtr: 32.20s Third Qtr: 30.20s Fourth Qtr: 29.60s

No Horse	Plc	Mar	800 Posi	400 Posi	Time	3rd Qtr	4th Qtr
2 LORD DENZEL	1	0.0m	0.0m (0)	0.0m (0)	2:15.10	30.20s	29.60s
4 AROONA	2	1.6m	4.2m (0)	4.2m (0)	2:15.22	30.20s	29.41s
6 KEAYANG SPONGE B	3	4.5m	17.6m (1)	8.8m (3)	2:15.45	29.54s	29.28s
5 MAN OF ACTION	4	5.2m	13.0m (1)	4.0m (3)	2:15.50	29.53s	29.69s
8 FEELGOOD EXPRESS	5	6.4m	4.4m (1)	2.0m (1)	2:15.60	30.02s	29.92s
7 BABY GINNIE	6	10.5m	13.4m (0)	8.4m (1)	2:15.91	29.83s	29.75s
9 JILLIBY GIZMO	7	10.6m	8.8m (1)	3.4m (2)	2:15.92	29.80s	30.13s
1 WEASEL	8	21.6m	9.0m (0)	9.8m (0)	2:16.78	30.27s	30.47s

Finish Position and metres gained from 800m





Home of PJ Harness Analyser

Want to know how successful PJ Harness Analyser is?
Click here for regular updates

www.pjdata.com.au
 admin@pjdata.com.au
 www.facebook.com/PJHarnessRacing



RISE Digital, Harness Racing Australia nor the provider accepts any responsibility for the completeness or accuracy of any of the information contained herein, and makes no representations about its suitability for any particular purpose. Users should make their own judgements about those matters and/or seek independent advice. You assume all risks associated with use of data provided on this page


Redcliffe Race 6 Distance 1780m

Thursday, 25 August 2022

Gross Time: 2:11.10 MileRate: 1:58.50 LeadTime: 11.30s First Qtr: 31.60s Second Qtr: 31.10s Third Qtr: 28.10s Fourth Qtr: 29.00s

No Horse	Plc	Mar	800 Posi	400 Posi	Time	3rd Qtr	4th Qtr
1 PRECIOUS CULLEN	1	0.0m	0.0m (0)	0.0m (0)	2:11.10	28.10s	29.00s
7 TRACER BULLET	2	8.6m	4.2m (0)	5.6m (0)	2:11.75	28.20s	29.22s
4 UNDERTHEKILT	3	12.3m	8.8m (0)	11.2m (0)	2:12.04	28.27s	29.08s
6 MOUNT HERCULES	4	15.9m	20.2m (1)	17.6m (0)	2:12.31	27.92s	28.88s
8 MISTERRIODEJANEIR	5	16.2m	10.8m (1)	11.4m (2)	2:12.33	28.14s	29.35s
2 FOR NO REASON	6	16.4m	6.2m (1)	6.6m (2)	2:12.35	28.12s	29.71s
3 LARA BAY	7	26.6m	1.8m (1)	5.6m (1)	2:13.12	28.35s	30.51s
5 NIGHT NINJA	8	37.6m	15.8m (1)	17.2m (1)	2:13.96	28.18s	30.47s

Finish Position and metres gained from 800m





Home of PJ Harness Analyser

Want to know how successful PJ Harness Analyser is?
[Click here for regular updates](#)

www.pjdata.com.au
 admin@pjdata.com.au
 www.facebook.com/PJHarnessRacing



RISE Digital, Harness Racing Australia nor the provider accepts any responsibility for the completeness or accuracy of any of the information contained herein, and makes no representations about its suitability for any particular purpose. Users should make their own judgements about those matters and/or seek independent advice. You assume all risks associated with use of data provided on this page

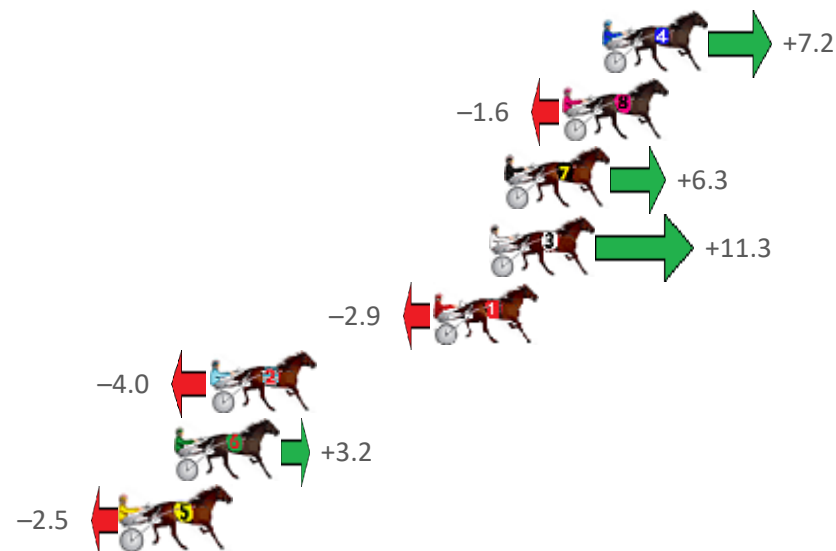
Redcliffe Race 7 Distance 1780m

Thursday, 25 August 2022

Gross Time: 2:11.40 MileRate: 1:58.80 LeadTime: 11.70s First Qtr: 30.80s Second Qtr: 30.40s Third Qtr: 28.80s Fourth Qtr: 29.70s

No Horse	Plc	Mar	800 Posi	400 Posi	Time	3rd Qtr	4th Qtr
4 DEBRA JEAN	1	0.0m	7.2m (1)	4.4m (1)	2:11.40	28.60s	29.38s
8 CHARLEVOIX	2	1.6m	0.0m (1)	0.0m (1)	2:11.52	28.80s	29.82s
7 SHARP SHOOTER	3	3.9m	10.2m (0)	6.2m (0)	2:11.70	28.51s	29.53s
3 INDY JEWEL	4	4.5m	15.8m (0)	11.2m (0)	2:11.75	28.47s	29.21s
1 STUDLEIGH WILL	5	6.7m	3.8m (0)	1.4m (0)	2:11.92	28.62s	30.09s
2 MALIBU DREAM	6	15.6m	11.6m (1)	11.4m (1)	2:12.61	28.78s	30.01s
6 CALVERT HOT SHOT	7	17.0m	20.2m (0)	16.2m (0)	2:12.72	28.51s	29.76s
5 MANHATTAN LASS	8	19.1m	16.6m (1)	16.2m (1)	2:12.89	28.77s	29.91s

Finish Position and metres gained from 800m





Home of PJ Harness Analyser

Want to know how successful PJ Harness Analyser is?
[Click here for regular updates](#)



www.pjdata.com.au
 admin@pjdata.com.au
 www.facebook.com/PJHarnessRacing

RISE Digital, Harness Racing Australia nor the provider accepts any responsibility for the completeness or accuracy of any of the information contained herein, and makes no representations about its suitability for any particular purpose. Users should make their own judgements about those matters and/or seek independent advice. You assume all risks associated with use of data provided on this page


Redcliffe Race 8 Distance 1780m

Thursday, 25 August 2022

Gross Time: 2:09.50 MileRate: 1:57.10 LeadTime: 11.00s First Qtr: 30.30s Second Qtr: 30.70s Third Qtr: 29.40s Fourth Qtr: 28.10s

No Horse	Plc	Mar	800 Posi	400 Posi	Time	3rd Qtr	4th Qtr
5 JOEY LINCOLN	1	0.0m	5.8m (1)	2.2m (2)	2:09.50	29.14s	27.95s
7 VOODOO FELLA	2	23.7m	8.4m (0)	7.6m (1)	2:11.25	29.37s	29.22s
6 JOHNROD	3	25.8m	1.6m (1)	3.0m (1)	2:11.41	29.54s	29.69s
9 IN CHEVRON WE TR	4	26.8m	13.0m (0)	11.8m (0)	2:11.48	29.34s	29.15s
3 MISS PAU	5	27.2m	4.2m (0)	4.4m (0)	2:11.51	29.45s	29.69s
8 STUDLEIGH MARK	6	30.2m	15.2m (1)	8.0m (2)	2:11.73	28.92s	29.65s
2 MELTON INSULTED	7	33.0m	0.0m (0)	0.0m (0)	2:11.94	29.45s	30.41s
4 TYPHOON TORQUE	8	101.3m	11.0m (1)	21.8m (0)	2:16.98	30.30s	33.65s

Finish Position and metres gained from 800m





Home of PJ Harness Analyser

Want to know how successful PJ Harness Analyser is?

[Click here for regular updates](#)



www.pjdata.com.au
 admin@pjdata.com.au
 www.facebook.com/PJHarnessRacing

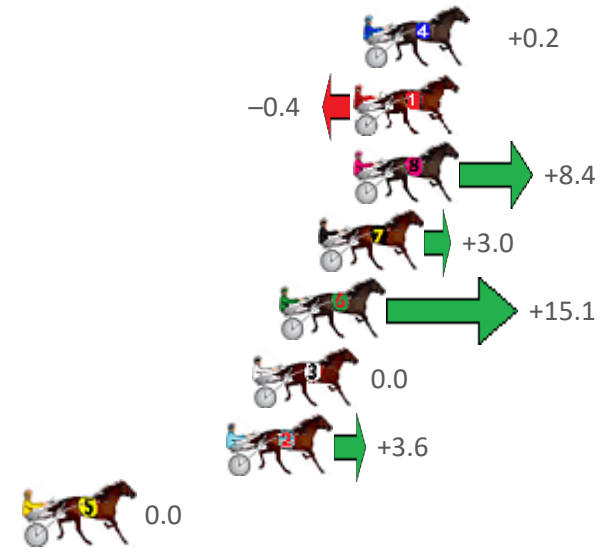
Redcliffe Race 9 Distance 1780m

Thursday, 25 August 2022

Gross Time: 2:11.40 MileRate: 1:58.80 LeadTime: 11.30s First Qtr: 30.80s Second Qtr: 31.90s Third Qtr: 28.50s Fourth Qtr: 28.90s

No Horse	Plc	Mar	800 Posi	400 Posi	Time	3rd Qtr	4th Qtr
4 FLO RYDA	1	0.0m	0.2m (1)	0.0m (1)	2:11.40	28.49s	28.90s
1 WHOSTOLEMYPIGEO	2	0.4m	0.0m (0)	0.2m (0)	2:11.43	28.51s	28.91s
8 LANOCH BOY	3	0.4m	8.8m (1)	2.6m (2)	2:11.43	28.06s	28.74s
7 KATACHA MAN	4	1.8m	4.8m (0)	6.0m (0)	2:11.54	28.59s	28.60s
6 MIGHTY GEORGE	5	3.3m	18.4m (1)	17.2m (2)	2:11.65	28.42s	27.90s
3 WHAT A JOLT	6	4.4m	4.4m (1)	4.2m (1)	2:11.73	28.49s	28.91s
2 SAILALONG SINBAD	7	5.4m	9.0m (0)	10.6m (0)	2:11.81	28.62s	28.53s
5 OHOKA ROYAL	8	13.4m	13.4m (1)	13.2m (1)	2:12.42	28.49s	28.91s

Finish Position and metres gained from 800m





Home of PJ Harness Analyser

Want to know how successful PJ Harness Analyser is?
[Click here for regular updates](#)

www.pjdata.com.au
 admin@pjdata.com.au
 www.facebook.com/PJHarnessRacing



RISE Digital, Harness Racing Australia nor the provider accepts any responsibility for the completeness or accuracy of any of the information contained herein, and makes no representations about its suitability for any particular purpose. Users should make their own judgements about those matters and/or seek independent advice. You assume all risks associated with use of data provided on this page