

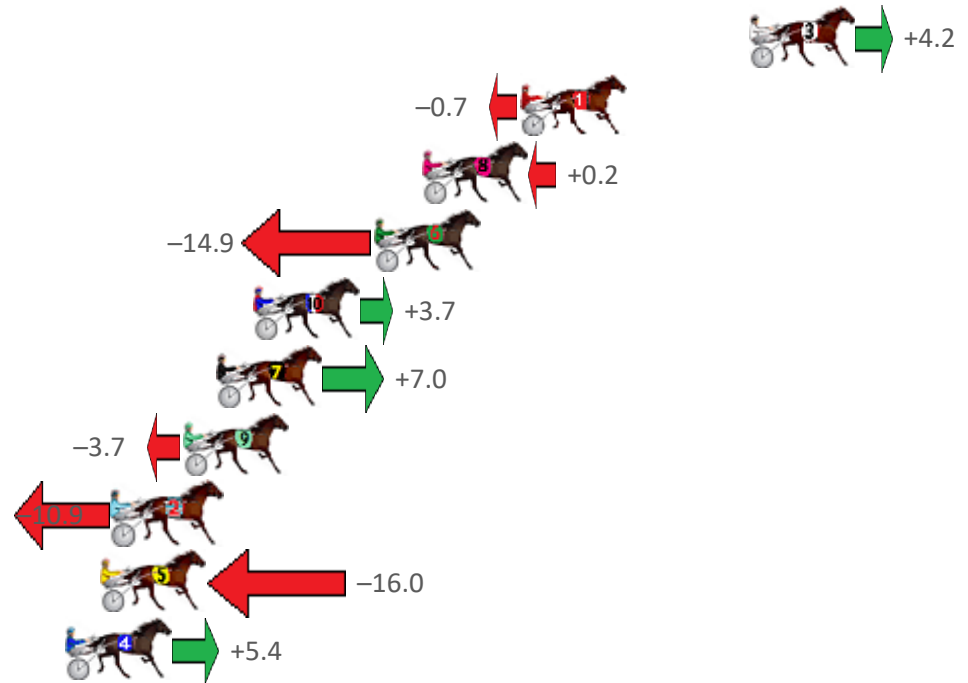
Albion Park Race 1 Distance 1660m

Friday, 26 August 2022

Gross Time: 1:56.60 MileRate: 1:53.00 LeadTime: 3.40s First Qtr: 26.70s Second Qtr: 30.50s Third Qtr: 28.20s Fourth Qtr: 27.80s

No Horse	Plc	Mar	800 Posi	400 Posi	Time	3rd Qtr	4th Qtr
3 THE HIGH COMMAN	1	0.0m	4.2m (0)	4.0m (0)	1:56.60	28.18s	27.52s
1 BOTTLE ROCK	2	9.1m	8.4m (0)	8.2m (0)	1:57.27	28.19s	27.86s
8 NO DOUBT	3	13.0m	13.2m (0)	12.6m (0)	1:57.55	28.16s	27.83s
6 HY VOLTAGE	4	14.9m	0.0m (0)	0.0m (0)	1:57.69	28.21s	28.83s
10 COPPERFIELD	5	19.7m	23.4m (1)	19.6m (1)	1:58.04	27.94s	27.81s
7 BETTOR JIGGLE	6	21.2m	28.2m (1)	17.8m (2)	1:58.15	27.48s	28.03s
9 MONGOLIAN CONQ	7	22.5m	18.8m (1)	14.6m (1)	1:58.25	27.91s	28.35s
2 GELDOF	8	25.3m	14.4m (1)	10.2m (2)	1:58.45	27.92s	28.84s
5 MISTER DIAMOND	9	25.8m	9.8m (1)	7.0m (1)	1:58.49	28.01s	29.10s
4 ITZ CHEROKEE JACK	10	27.2m	32.6m (1)	30.4m (0)	1:58.59	28.05s	27.58s

Finish Position and metres gained from 800m





Home of PJ Harness Analyser

Want to know how successful PJ Harness Analyser is?
Click here for regular updates

www.pjdata.com.au
 admin@pjdata.com.au
 www.facebook.com/PJHarnessRacing



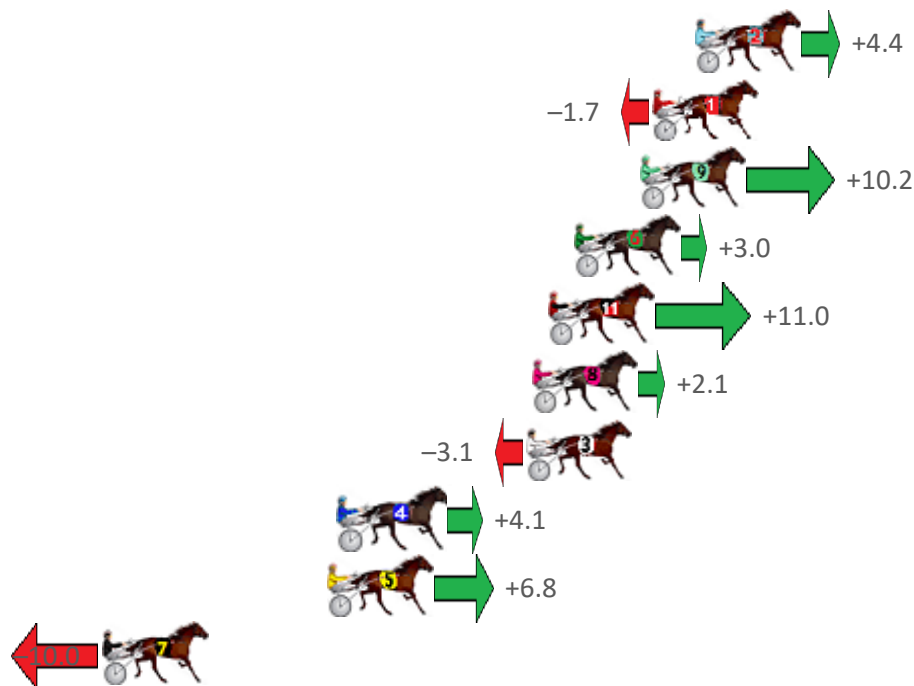
Albion Park Race 2 Distance 2138m

Friday, 26 August 2022

Gross Time: 2:37.50 MileRate: 1:58.60 LeadTime: 38.80s First Qtr: 30.30s Second Qtr: 30.50s Third Qtr: 28.70s Fourth Qtr: 29.20s

No Horse	Plc	Mar	800 Posi	400 Posi	Time	3rd Qtr	4th Qtr
2 RECIPE FOR DREAMI	1	0.0m	4.4m (0)	4.2m (0)	2:37.50	28.69s	28.90s
1 BART MAGUIRE	2	1.7m	0.0m (0)	0.0m (0)	2:37.63	28.70s	29.32s
9 BUKTHSYSTEM	3	2.2m	12.4m (1)	11.6m (1)	2:37.67	28.65s	28.52s
6 MACH TORQUE	4	4.8m	7.8m (1)	7.2m (1)	2:37.87	28.66s	29.03s
11 ARTISTIC SAINT	5	5.8m	16.8m (1)	16.6m (1)	2:37.94	28.69s	28.42s
8 KORLOFF NOIR	6	6.5m	8.6m (0)	8.6m (0)	2:38.00	28.70s	29.05s
3 HEARTBREAK	7	6.7m	3.6m (1)	3.2m (1)	2:38.01	28.67s	29.45s
4 DOOLITTLE DOOZZIE	8	14.1m	18.2m (0)	17.8m (0)	2:38.58	28.67s	28.93s
5 GABBYS IDEAL	9	14.6m	21.4m (1)	21.6m (1)	2:38.62	28.72s	28.69s
7 TURBO BROMAC	10	23.6m	13.6m (0)	13.2m (0)	2:39.31	28.66s	29.95s

Finish Position and metres gained from 800m





Home of PJ Harness Analyser

Want to know how successful PJ Harness Analyser is?
[Click here for regular updates](#)

www.pjdata.com.au
 admin@pjdata.com.au
 www.facebook.com/PJHarnessRacing



RISE Digital, Harness Racing Australia nor the provider accepts any responsibility for the completeness or accuracy of any of the information contained herein, and makes no representations about its suitability for any particular purpose. Users should make their own judgements about those matters and/or seek independent advice. You assume all risks associated with use of data provided on this page

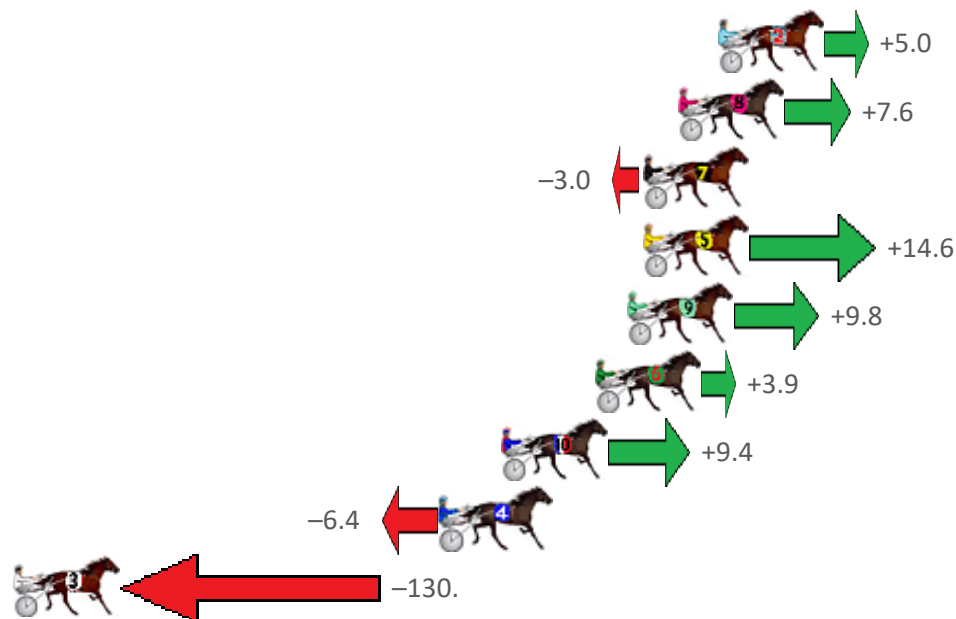
Albion Park Race 3 Distance 1660m

Friday, 26 August 2022

Gross Time: 1:59.80 MileRate: 1:56.20 LeadTime: 3.50s First Qtr: 27.50s Second Qtr: 31.10s Third Qtr: 28.80s Fourth Qtr: 28.90s

No Horse	Plc	Mar	800 Posi	400 Posi	Time	3rd Qtr	4th Qtr
2 BRIDGE COIN	1	0.0m	5.0m (0)	4.4m (0)	1:59.80	28.76s	28.58s
8 HES PERFECTLY IDEA	2	1.6m	9.2m (0)	8.8m (0)	1:59.92	28.77s	28.38s
7 BEALE STREET	3	3.0m	0.0m (0)	0.0m (0)	2:00.03	28.80s	29.12s
5 CHANCELESS CENTU	4	3.0m	17.6m (1)	8.8m (2)	2:00.03	28.17s	28.48s
9 OCTOBER RACKETEE	5	3.6m	13.4m (0)	13.2m (0)	2:00.07	28.79s	28.21s
6 FRANCO NATHAN	6	4.9m	8.8m (1)	4.4m (2)	2:00.17	28.48s	28.94s
10 THE IRISH EAGLE	7	8.6m	18.0m (0)	14.0m (1)	2:00.45	28.51s	28.51s
4 THE POOBAH	8	11.0m	4.6m (1)	3.8m (1)	2:00.63	28.74s	29.42s
3 CHAINLINC	9	143.3m	13.0m (1)	24.0m (1)	2:10.67	29.57s	37.47s

Finish Position and metres gained from 800m





Home of PJ Harness Analyser

Want to know how successful PJ Harness Analyser is?
Click here for regular updates

www.pjdata.com.au
 admin@pjdata.com.au
 www.facebook.com/PJHarnessRacing



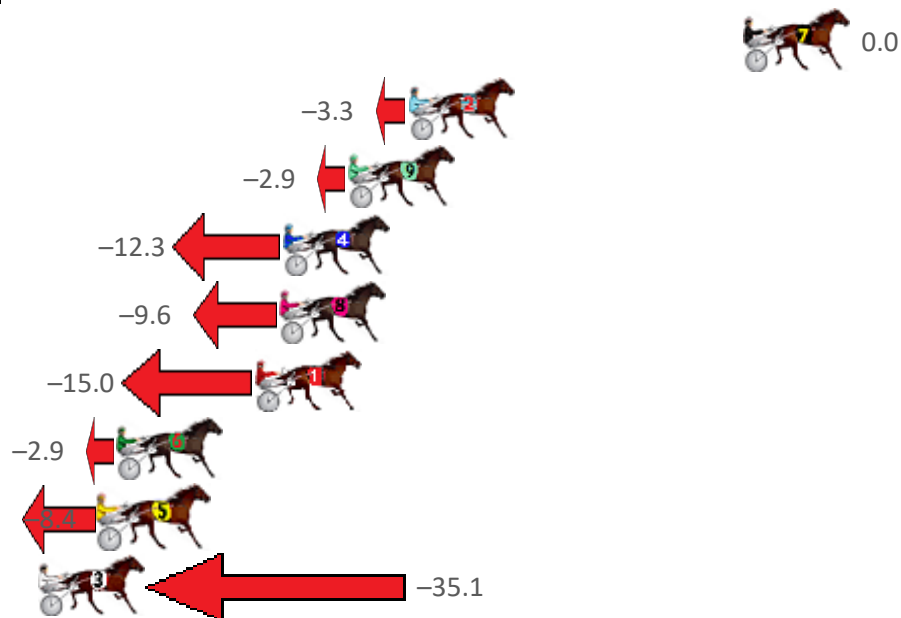
Albion Park Race 4 Distance 2138m

Friday, 26 August 2022

Gross Time: 2:32.20 MileRate: 1:54.60 LeadTime: 37.70s First Qtr: 30.20s Second Qtr: 29.50s Third Qtr: 28.00s Fourth Qtr: 26.80s

No Horse	Plc	Mar	800 Posi	400 Posi	Time	3rd Qtr	4th Qtr
7 LEAP TO FAME	1	0.0m	0.0m (0)	0.0m (0)	2:32.20	28.00s	26.80s
2 CLASSIE WASHINGT	2	13.3m	10.0m (1)	9.8m (2)	2:33.14	27.99s	27.03s
9 GLENEAGLE WARRIO	3	15.7m	12.8m (0)	13.4m (0)	2:33.31	28.04s	26.95s
4 TIMS A TROOPER	4	18.3m	6.0m (1)	5.8m (1)	2:33.49	28.01s	27.63s
8 CAPTAIN KIRK	5	18.4m	8.8m (0)	9.0m (0)	2:33.50	28.03s	27.43s
1 TEDDY FEELS GOOD	6	19.4m	4.4m (0)	4.6m (0)	2:33.57	28.04s	27.79s
6 SOHO SINATRA	7	24.9m	22.0m (0)	19.8m (1)	2:33.96	27.86s	27.14s
5 MAMMALS MAGIC	8	25.6m	17.2m (0)	18.4m (0)	2:34.01	28.09s	27.28s
3 ROCKASAKI	9	50.5m	15.4m (1)	15.6m (1)	2:35.77	28.07s	29.13s

Finish Position and metres gained from 800m





Home of PJ Harness Analyser

Want to know how successful PJ Harness Analyser is?
Click here for regular updates

www.pjdata.com.au
 admin@pjdata.com.au
 www.facebook.com/PJHarnessRacing



RISE Digital, Harness Racing Australia nor the provider accepts any responsibility for the completeness or accuracy of any of the information contained herein, and makes no representations about its suitability for any particular purpose. Users should make their own judgements about those matters and/or seek independent advice. You assume all risks associated with use of data provided on this page


Albion Park Race 5 Distance 1660m

Friday, 26 August 2022

Gross Time: 1:59.10 MileRate: 1:55.50 LeadTime: 3.50s First Qtr: 27.60s Second Qtr: 30.40s Third Qtr: 28.70s Fourth Qtr: 28.90s

No Horse	Plc	Mar	800 Posi	400 Posi	Time	3rd Qtr	4th Qtr
4 ARCHILLES	1	0.0m	0.0m (0)	0.0m (0)	1:59.10	28.70s	28.90s
1 SPRINGFIELD SPIRIT	2	1.5m	4.2m (0)	4.2m (0)	1:59.21	28.70s	28.71s
3 MISTER WOODPORT	3	5.8m	8.6m (0)	8.6m (0)	1:59.54	28.70s	28.70s
8 LANCELOT BROMAC	4	9.1m	12.6m (1)	11.0m (2)	1:59.79	28.59s	28.76s
7 WHERE'S TASCOTT	5	9.5m	4.0m (1)	3.6m (1)	1:59.82	28.67s	29.32s
2 CIRCLE LINE	6	10.8m	8.0m (1)	8.2m (1)	1:59.92	28.71s	29.09s
6 BONZA GUY	7	13.5m	16.8m (1)	14.6m (1)	2:00.12	28.54s	28.82s
5 SHESA POCKETROCK	8	13.8m	21.8m (1)	15.2m (2)	2:00.15	28.23s	28.80s

Finish Position and metres gained from 800m





Home of PJ Harness Analyser

Want to know how successful PJ Harness Analyser is?
[Click here for regular updates](#)

www.pjdata.com.au
 admin@pjdata.com.au
 www.facebook.com/PJHarnessRacing



RISE Digital, Harness Racing Australia nor the provider accepts any responsibility for the completeness or accuracy of any of the information contained herein, and makes no representations about its suitability for any particular purpose. Users should make their own judgements about those matters and/or seek independent advice. You assume all risks associated with use of data provided on this page

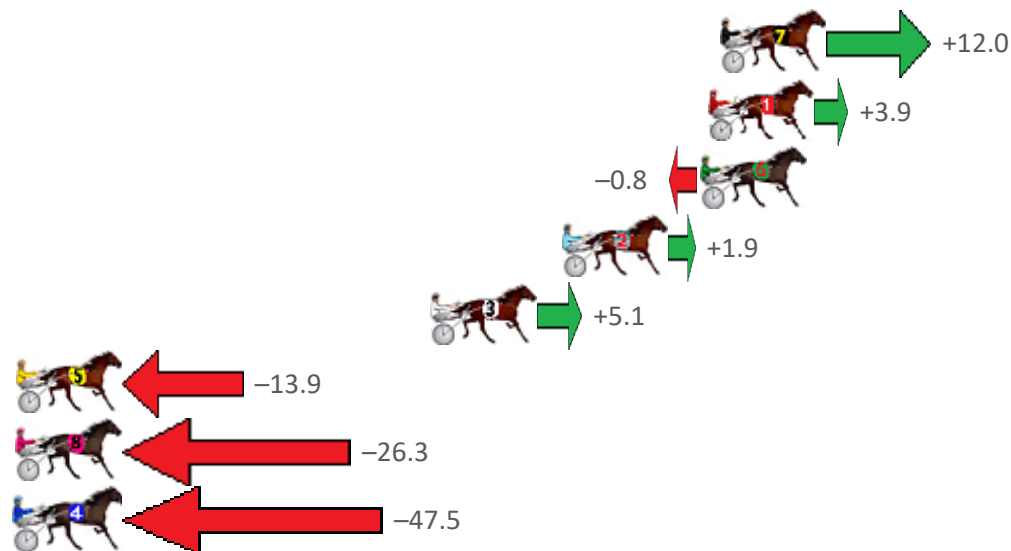
Albion Park Race 6 Distance 2138m

Friday, 26 August 2022

Gross Time: 2:43.70 MileRate: 2:02.10 LeadTime: 43.10s First Qtr: 31.30s Second Qtr: 31.50s Third Qtr: 29.00s Fourth Qtr: 28.80s

No Horse	Plc	Mar	800 Posi	400 Posi	Time	3rd Qtr	4th Qtr
7 RIGONDEAUX	1	0.0m	12.0m (0)	8.8m (0)	2:43.70	28.77s	28.17s
1 MILLY AN EYRE	2	0.5m	4.4m (0)	4.6m (0)	2:43.74	29.01s	28.51s
6 IM THE COMMANDO	3	0.8m	0.0m (0)	0.0m (0)	2:43.76	29.00s	28.86s
2 EVERYSECONDCOUN	4	6.3m	8.2m (1)	3.0m (1)	2:44.18	28.63s	29.04s
3 HELLO JOLENE JOLE	5	11.5m	16.6m (0)	13.2m (0)	2:44.57	28.76s	28.68s
5 RILEY MOMENT	6	32.9m	19.0m (1)	13.4m (1)	2:46.19	28.60s	30.20s
8 KAR MANOR	7	41.1m	14.8m (1)	8.8m (1)	2:46.81	28.58s	31.11s
4 EYRE I GO	8	70.7m	23.2m (1)	45.0m (0)	2:49.04	30.57s	30.64s

Finish Position and metres gained from 800m





Home of PJ Harness Analyser

Want to know how successful PJ Harness Analyser is?
[Click here for regular updates](#)

www.pjdata.com.au
 admin@pjdata.com.au
 www.facebook.com/PJHarnessRacing



RISE Digital, Harness Racing Australia nor the provider accepts any responsibility for the completeness or accuracy of any of the information contained herein, and makes no representations about its suitability for any particular purpose. Users should make their own judgements about those matters and/or seek independent advice. You assume all risks associated with use of data provided on this page

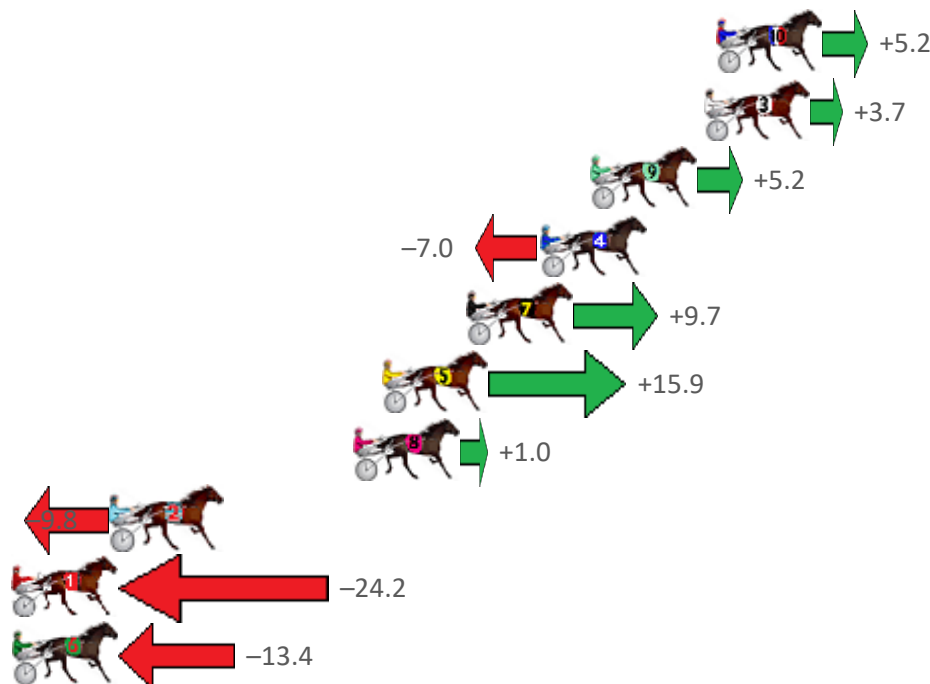
Albion Park Race 7 Distance 1660m

Friday, 26 August 2022

Gross Time: 1:59.90 MileRate: 1:56.30 LeadTime: 3.40s First Qtr: 27.30s Second Qtr: 30.80s Third Qtr: 28.60s Fourth Qtr: 29.80s

No Horse	Plc	Mar	800 Posi	400 Posi	Time	3rd Qtr	4th Qtr
10 CLARES FOOL	1	0.0m	5.2m (1)	0.6m (1)	1:59.90	28.27s	29.76s
3 HIT THE TRACK	2	0.5m	4.2m (0)	4.4m (0)	1:59.94	28.62s	29.51s
9 ITSMEGS	3	5.0m	10.2m (1)	8.2m (1)	2:00.29	28.46s	29.56s
4 GO JO JOLT	4	7.0m	0.0m (0)	0.0m (0)	2:00.45	28.59s	30.32s
7 BELLA GODIVA	5	9.9m	19.6m (1)	19.6m (1)	2:00.67	28.61s	29.08s
5 MY ULTIMATE CLIPP	6	13.3m	29.2m (1)	21.4m (2)	2:00.94	28.05s	29.20s
8 LITTLEDEE	7	14.4m	15.4m (1)	14.6m (1)	2:01.02	28.54s	29.79s
2 MOLLIDOR	8	24.0m	14.2m (0)	19.0m (0)	2:01.77	28.94s	30.17s
1 NAUGHTYINHEAVEN	9	34.0m	9.8m (0)	14.6m (0)	2:02.55	28.92s	31.24s
6 WILD ABOUT TOWN	10	37.8m	24.4m (1)	31.4m (0)	2:02.85	29.10s	30.27s

Finish Position and metres gained from 800m





Home of PJ Harness Analyser

Want to know how successful PJ Harness Analyser is?

Click here for regular updates

www.pjdata.com.au
 admin@pjdata.com.au
 www.facebook.com/PJHarnessRacing



RISE Digital, Harness Racing Australia nor the provider accepts any responsibility for the completeness or accuracy of any of the information contained herein, and makes no representations about its suitability for any particular purpose. Users should make their own judgements about those matters and/or seek independent advice. You assume all risks associated with use of data provided on this page