

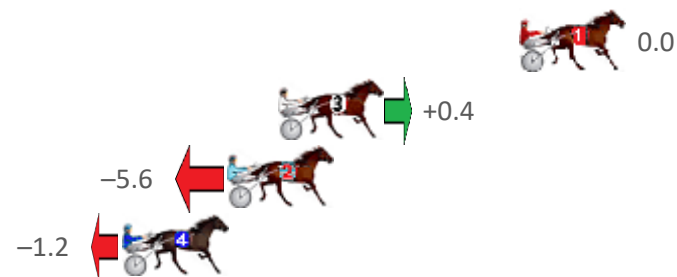
Albion Park Race 1 Distance 1628m

Tuesday, 30 August 2022

Gross Time: 2:07.40 MileRate: 2:05.90 LeadTime: 2.80s First Qtr: 34.10s Second Qtr: 32.10s Third Qtr: 29.30s Fourth Qtr: 29.10s

No Horse	Plc	Mar	800 Posi	400 Posi	Time	3rd Qtr	4th Qtr
1 HOLD MY HAT DOUG	1	0.0m	0.0m (0)	0.0m (0)	2:07.40	29.30s	29.10s
3 UWOHALI	2	9.6m	10.0m (0)	6.0m (0)	2:08.13	29.01s	29.36s
2 PANDA FOOEY	3	11.6m	6.0m (1)	7.2m (1)	2:08.29	29.39s	29.42s
4 MISS MEMPHIS	4	15.8m	14.6m (1)	0.4m (1)	2:08.61	28.27s	30.21s

Finish Position and metres gained from 800m





Home of PJ Harness Analyser

Want to know how successful PJ Harness Analyser is?
Click here for regular updates

www.pjdata.com.au
 admin@pjdata.com.au
 www.facebook.com/PJHarnessRacing



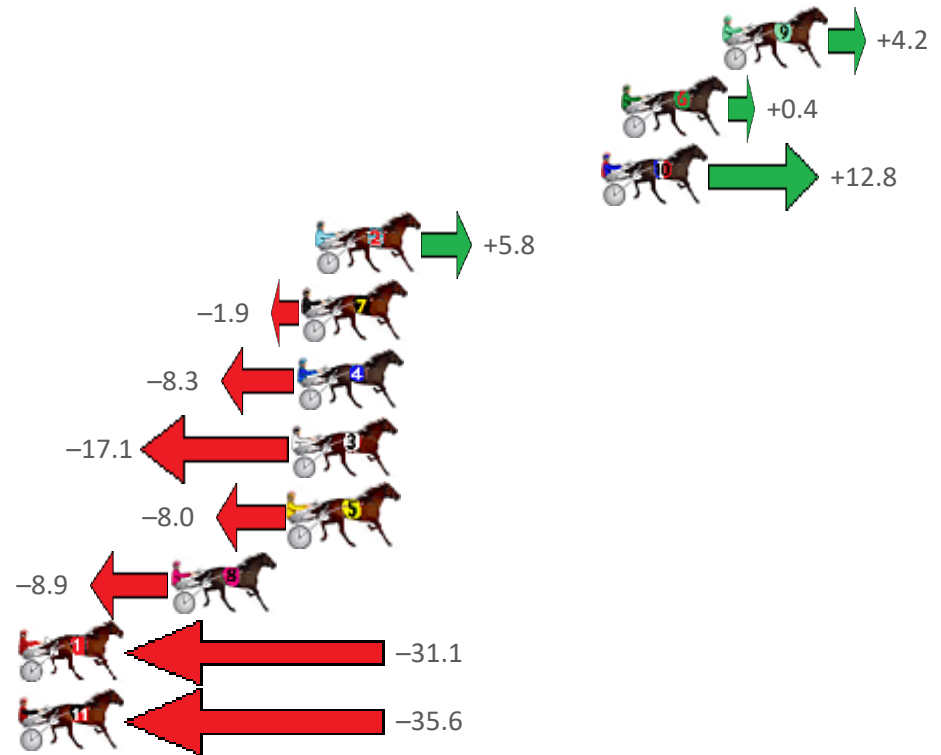
Albion Park Race 2 Distance 2138m

Tuesday, 30 August 2022

Gross Time: 2:42.20 MileRate: 2:00.90 LeadTime: 43.80s First Qtr: 29.90s Second Qtr: 30.30s Third Qtr: 28.80s Fourth Qtr: 29.40s

No Horse	Plc	Mar	800 Posi	400 Posi	Time	3rd Qtr	4th Qtr
9 KENNY KEKO	1	0.0m	4.2m (1)	2.4m (1)	2:42.20	28.67s	29.22s
6 MAJESTIC SPEED	2	4.0m	4.4m (0)	5.6m (0)	2:42.51	28.89s	29.28s
10 BOURBONON THERO	3	4.8m	17.6m (0)	17.8m (2)	2:42.57	28.82s	28.45s
2 SONETTO	4	16.2m	22.0m (0)	22.4m (1)	2:43.45	28.83s	28.95s
7 SET ME FREE	5	16.7m	14.8m (1)	16.6m (1)	2:43.49	28.93s	29.41s
4 WILLIS GRAHAM	6	16.9m	8.6m (0)	11.0m (0)	2:43.50	28.97s	29.83s
3 QUERENCIA	7	17.1m	0.0m (0)	0.0m (0)	2:43.52	28.79s	30.65s
5 PADDY PANTS	8	17.2m	9.2m (1)	9.8m (1)	2:43.53	28.84s	29.94s
8 AURORA	9	21.9m	13.0m (0)	16.8m (0)	2:43.89	29.07s	29.77s
1 YOU NO ILL BE LATE	10	71.1m	40.0m (0)	55.0m (0)	2:47.68	29.87s	30.58s
11 KAPAI	11	85.6m	50.0m (0)	60.0m (0)	2:48.80	29.50s	31.27s

Finish Position and metres gained from 800m





Home of PJ Harness Analyser

Want to know how successful PJ Harness Analyser is?

Click here for regular updates

www.pjdata.com.au
 admin@pjdata.com.au
 www.facebook.com/PJHarnessRacing



RISE Digital, Harness Racing Australia nor the provider accepts any responsibility for the completeness or accuracy of any of the information contained herein, and makes no representations about its suitability for any particular purpose. Users should make their own judgements about those matters and/or seek independent advice. You assume all risks associated with use of data provided on this page

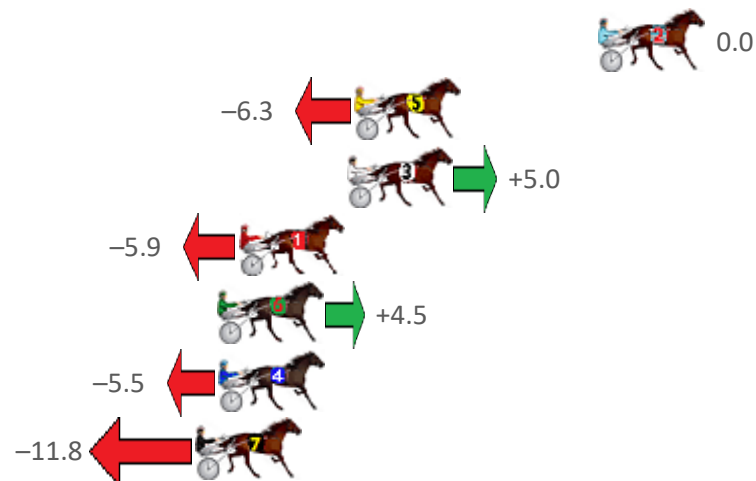
Albion Park Race 3 Distance 1660m

Tuesday, 30 August 2022

Gross Time: 2:00.40 MileRate: 1:56.70 LeadTime: 3.60s First Qtr: 29.60s Second Qtr: 30.50s Third Qtr: 28.00s Fourth Qtr: 28.70s

No Horse	Plc	Mar	800 Posi	400 Posi	Time	3rd Qtr	4th Qtr
2 GEIRANGER RAINBO	1	0.0m	0.0m (0)	0.0m (0)	2:00.40	28.00s	28.70s
5 SAINT LOUIS BEAT	2	9.7m	3.4m (1)	0.6m (1)	2:01.13	27.79s	29.35s
3 WANDARY DELIGHT	3	10.0m	15.0m (1)	11.6m (1)	2:01.15	27.76s	28.59s
1 TACTICS ARE ROLLIN	4	14.3m	8.4m (1)	7.0m (1)	2:01.48	27.89s	29.22s
6 DOLLAR BUCKS	5	15.1m	19.6m (1)	16.0m (1)	2:01.54	27.75s	28.64s
4 MORETTA	6	15.1m	9.6m (0)	11.6m (0)	2:01.54	28.14s	28.95s
7 MISTER DELWIN	7	16.0m	4.2m (0)	5.4m (0)	2:01.61	28.08s	29.46s

Finish Position and metres gained from 800m





Home of PJ Harness Analyser

Want to know how successful PJ Harness Analyser is?

Click here for regular updates

www.pjdata.com.au
 admin@pjdata.com.au
 www.facebook.com/PJHarnessRacing



RISE Digital, Harness Racing Australia nor the provider accepts any responsibility for the completeness or accuracy of any of the information contained herein, and makes no representations about its suitability for any particular purpose. Users should make their own judgements about those matters and/or seek independent advice. You assume all risks associated with use of data provided on this page

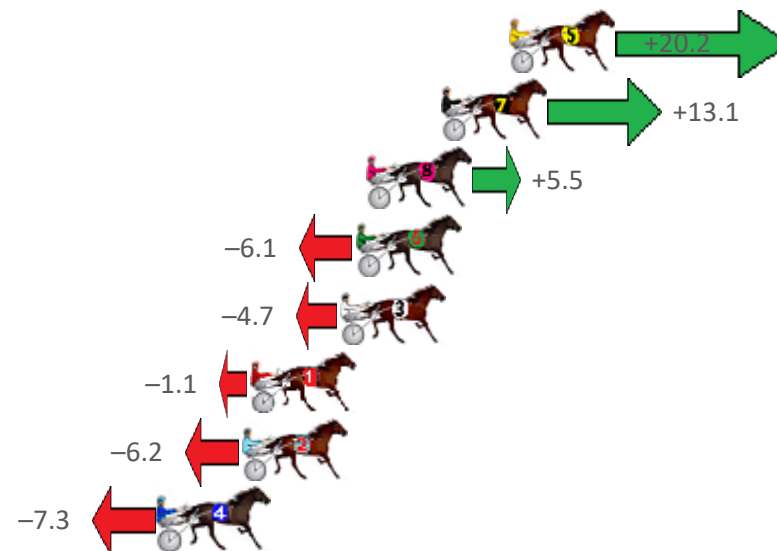
Albion Park Race 4 Distance 1660m

Tuesday, 30 August 2022

Gross Time: 1:58.30 MileRate: 1:54.70 LeadTime: 3.40s First Qtr: 28.20s Second Qtr: 30.30s Third Qtr: 27.60s Fourth Qtr: 28.80s

No Horse	Plc	Mar	800 Posi	400 Posi	Time	3rd Qtr	4th Qtr
5 BETTORS HOPE	1	0.0m	20.2m (1)	20.4m (1)	1:58.30	27.64s	27.34s
7 MY ULTIMATE VICTO	2	2.7m	15.8m (1)	16.4m (1)	1:58.50	27.66s	27.82s
8 O B LEGAL	3	5.7m	11.2m (1)	12.2m (1)	1:58.73	27.68s	28.33s
6 MASTER CHARLES	4	6.1m	0.0m (0)	0.0m (0)	1:58.76	27.59s	29.24s
3 MAYWYN MACDUFF	5	6.7m	2.0m (1)	1.6m (1)	1:58.81	27.56s	29.17s
1 SII SEMPRE TILLY	6	10.3m	9.2m (0)	10.2m (0)	1:59.08	27.67s	28.81s
2 CANDYKANE	7	10.6m	4.4m (0)	6.0m (0)	1:59.10	27.71s	29.13s
4 MERGE RIGHT	8	13.9m	6.6m (1)	7.4m (1)	1:59.35	27.65s	29.27s

Finish Position and metres gained from 800m





Home of PJ Harness Analyser
 Want to know how successful PJ Harness Analyser is?
 Click here for regular updates

www.pjdata.com.au
 admin@pjdata.com.au
 www.facebook.com/PJHarnessRacing



RISE Digital, Harness Racing Australia nor the provider accepts any responsibility for the completeness or accuracy of any of the information contained herein, and makes no representations about its suitability for any particular purpose. Users should make their own judgements about those matters and/or seek independent advice. You assume all risks associated with use of data provided on this page


Albion Park Race 5 Distance 2138m

Tuesday, 30 August 2022

Gross Time: 2:35.40 MileRate: 1:56.90 LeadTime: 36.00s First Qtr: 30.10s Second Qtr: 30.80s Third Qtr: 29.50s Fourth Qtr: 29.00s

No Horse	Plc	Mar	800 Posi	400 Posi	Time	3rd Qtr	4th Qtr
3 LANCELOT BROMAC	1	0.0m	17.8m (2)	3.6m (2)	2:35.40	28.47s	28.74s
10 WARRADERRY	2	0.4m	2.8m (1)	3.8m (1)	2:35.43	29.57s	28.75s
7 CAPTAIN BRAVEHEA	3	6.8m	0.0m (0)	0.0m (0)	2:35.92	29.50s	29.49s
4 MATATOKI	4	13.1m	8.6m (0)	12.0m (0)	2:36.40	29.75s	29.08s
8 BART MAGUIRE	5	13.6m	7.4m (1)	9.4m (1)	2:36.43	29.65s	29.30s
1 OUR FRIEND	6	15.7m	23.6m (2)	11.2m (2)	2:36.59	28.60s	29.32s
9 RECIPE FOR DREAMI	7	16.3m	22.2m (1)	17.2m (2)	2:36.64	29.14s	28.94s
6 DEBRA JEAN	8	20.3m	11.8m (1)	14.0m (1)	2:36.94	29.66s	29.45s
5 WILLIEWA LIGHTNIN	9	20.8m	16.4m (1)	21.8m (1)	2:36.98	29.89s	28.93s
2 BRAEVIEW FELLA	10	20.9m	4.2m (0)	7.4m (0)	2:36.99	29.74s	29.97s

Finish Position and metres gained from 800m





Home of PJ Harness Analyser

Want to know how successful PJ Harness Analyser is?
[Click here for regular updates](#)

www.pjdata.com.au
 admin@pjdata.com.au
 www.facebook.com/PJHarnessRacing



RISE Digital, Harness Racing Australia nor the provider accepts any responsibility for the completeness or accuracy of any of the information contained herein, and makes no representations about its suitability for any particular purpose. Users should make their own judgements about those matters and/or seek independent advice. You assume all risks associated with use of data provided on this page

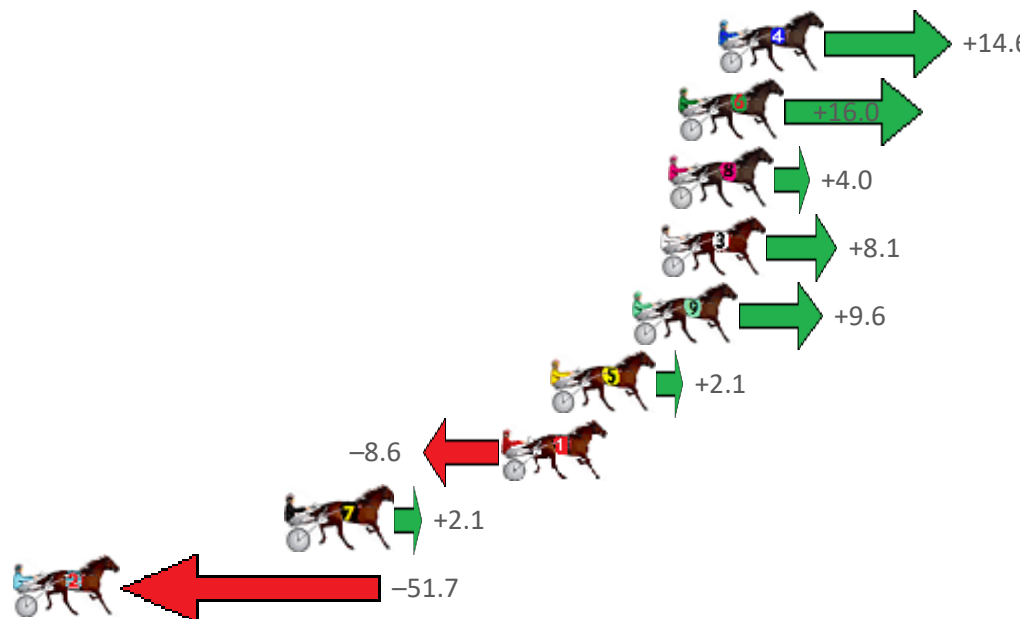
Albion Park Race 6 Distance 1660m

Tuesday, 30 August 2022

Gross Time: 1:56.90 MileRate: 1:53.30 LeadTime: 3.70s First Qtr: 27.70s Second Qtr: 28.50s Third Qtr: 27.70s Fourth Qtr: 29.30s

No Horse	Plc	Mar	800 Posi	400 Posi	Time	3rd Qtr	4th Qtr
4 MUCH BETTOR	1	0.0m	14.6m (0)	13.8m (0)	1:56.90	27.67s	28.29s
6 SAVING MAJOR PER	2	1.6m	17.6m (1)	13.4m (2)	1:57.02	27.43s	28.44s
8 KEAYANG MARVEN	3	2.0m	6.0m (0)	4.8m (0)	1:57.05	27.62s	29.10s
3 GLENLEDI BOY	4	2.3m	10.4m (0)	9.2m (0)	1:57.08	27.63s	28.80s
9 SO BOBS YOUR UNCL	5	3.4m	13.0m (1)	8.0m (1)	1:57.16	27.35s	28.96s
5 CAPTAIN KIRK	6	6.7m	8.8m (1)	3.0m (1)	1:57.41	27.28s	29.57s
1 COREY WILLIAM	7	8.6m	0.0m (0)	0.0m (0)	1:57.56	27.68s	29.93s
7 SOME EXCUSESOME	8	17.1m	19.2m (0)	17.8m (0)	1:58.21	27.60s	29.25s
2 GOLDEN SAND	9	56.1m	4.4m (1)	17.6m (1)	2:01.21	28.56s	32.10s

Finish Position and metres gained from 800m





Home of PJ Harness Analyser

Want to know how successful PJ Harness Analyser is?
[Click here for regular updates](#)



www.pjdata.com.au
 admin@pjdata.com.au
 www.facebook.com/PJHarnessRacing

RISE Digital, Harness Racing Australia nor the provider accepts any responsibility for the completeness or accuracy of any of the information contained herein, and makes no representations about its suitability for any particular purpose. Users should make their own judgements about those matters and/or seek independent advice. You assume all risks associated with use of data provided on this page

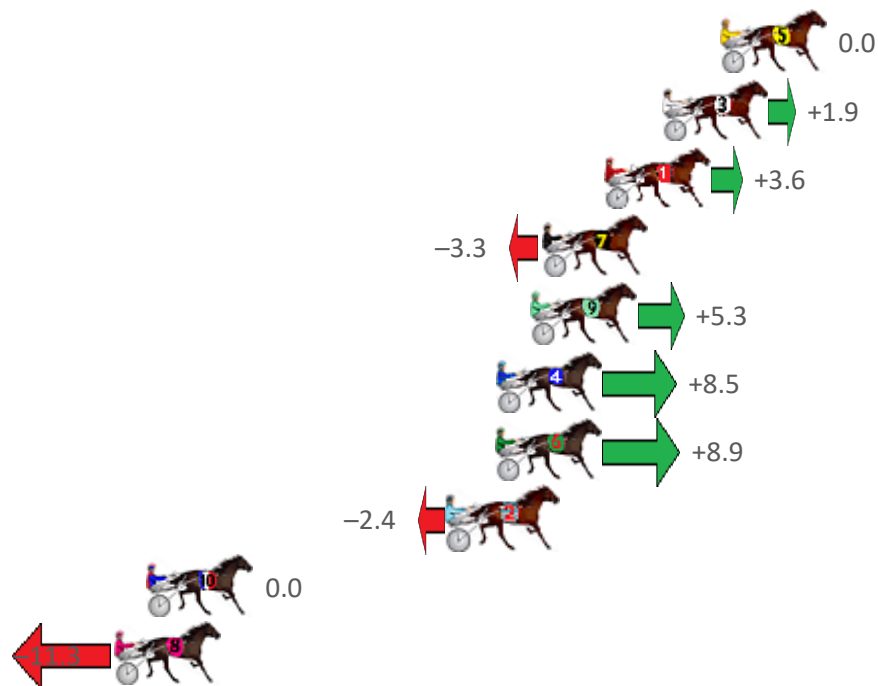
Albion Park Race 7 Distance 2138m

Tuesday, 30 August 2022

Gross Time: 2:32.70 MileRate: 1:55.00 LeadTime: 35.70s First Qtr: 29.80s Second Qtr: 29.60s Third Qtr: 28.50s Fourth Qtr: 29.10s

No Horse	Plc	Mar	800 Posi	400 Posi	Time	3rd Qtr	4th Qtr
5 MOLLIESMARYELLE	1	0.0m	0.0m (0)	0.0m (0)	2:32.70	28.50s	29.10s
3 IMA BIRUBI BOY	2	2.3m	4.2m (0)	4.6m (0)	2:32.88	28.53s	28.93s
1 MAGICOL IDEAL	3	4.6m	8.2m (0)	9.0m (0)	2:33.05	28.56s	28.78s
7 JACCKA WALLY	4	7.1m	3.8m (1)	2.6m (1)	2:33.24	28.41s	29.43s
9 WHAT A JOLT	5	7.5m	12.8m (0)	13.6m (0)	2:33.27	28.56s	28.66s
4 SAILALONG SINBAD	6	8.9m	17.4m (1)	12.0m (2)	2:33.38	28.12s	28.88s
6 ROSES ARE SWEET	7	8.9m	17.8m (0)	15.0m (1)	2:33.38	28.30s	28.66s
2 BRIDGE COIN	8	10.8m	8.4m (1)	8.0m (1)	2:33.52	28.47s	29.30s
10 BEALE STREET	9	22.8m	22.8m (1)	18.2m (2)	2:34.44	28.17s	29.43s
8 CANT BLUFF YOU	10	24.1m	12.8m (1)	7.6m (2)	2:34.54	28.12s	30.29s

Finish Position and metres gained from 800m





Home of PJ Harness Analyser
Want to know how successful PJ Harness Analyser is?
Click here for regular updates

www.pjdata.com.au
 admin@pjdata.com.au
 www.facebook.com/PJHarnessRacing



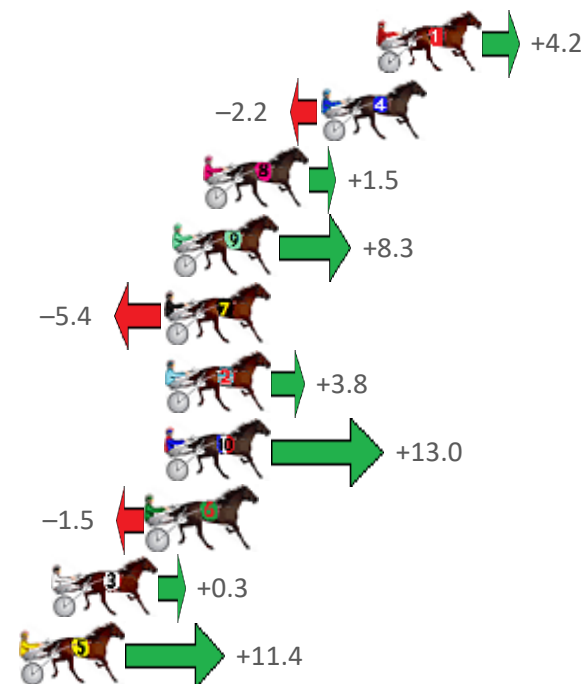
Albion Park Race 8 Distance 1660m

Tuesday, 30 August 2022

Gross Time: 1:57.00 MileRate: 1:53.40 LeadTime: 3.40s First Qtr: 27.70s Second Qtr: 30.40s Third Qtr: 27.40s Fourth Qtr: 28.10s

No Horse	Plc	Mar	800 Posi	400 Posi	Time	3rd Qtr	4th Qtr
1 OHOKA JIMMY	1	0.0m	4.2m (0)	4.2m (0)	1:57.00	27.40s	27.81s
4 JUMPING JACK JIMM	2	2.2m	0.0m (0)	0.0m (0)	1:57.16	27.40s	28.25s
8 MOHS EM DOWN	3	6.9m	8.4m (0)	8.4m (0)	1:57.51	27.40s	28.00s
9 MAYWYNS COURAG	4	8.1m	16.4m (1)	11.4m (2)	1:57.60	27.06s	27.87s
7 ROCK BOTTOM	5	8.4m	3.0m (1)	4.8m (1)	1:57.62	27.52s	28.35s
2 ROLL ONE OVER	6	8.4m	12.2m (1)	13.6m (1)	1:57.62	27.50s	27.74s
10 KEY LARGO	7	8.4m	21.4m (1)	17.8m (2)	1:57.62	27.16s	27.44s
6 ADMIRAL BRONSKI	8	9.1m	7.6m (1)	9.2m (1)	1:57.67	27.51s	28.09s
3 EH EF EL	9	12.9m	13.2m (0)	14.4m (0)	1:57.95	27.48s	28.00s
5 HANDSOME HERO	10	14.2m	25.6m (1)	23.0m (2)	1:58.05	27.23s	27.49s

Finish Position and metres gained from 800m





Home of PJ Harness Analyser

Want to know how successful PJ Harness Analyser is?

Click here for regular updates

www.pjdata.com.au
 admin@pjdata.com.au
 www.facebook.com/PJHarnessRacing



RISE Digital, Harness Racing Australia nor the provider accepts any responsibility for the completeness or accuracy of any of the information contained herein, and makes no representations about its suitability for any particular purpose. Users should make their own judgements about those matters and/or seek independent advice. You assume all risks associated with use of data provided on this page

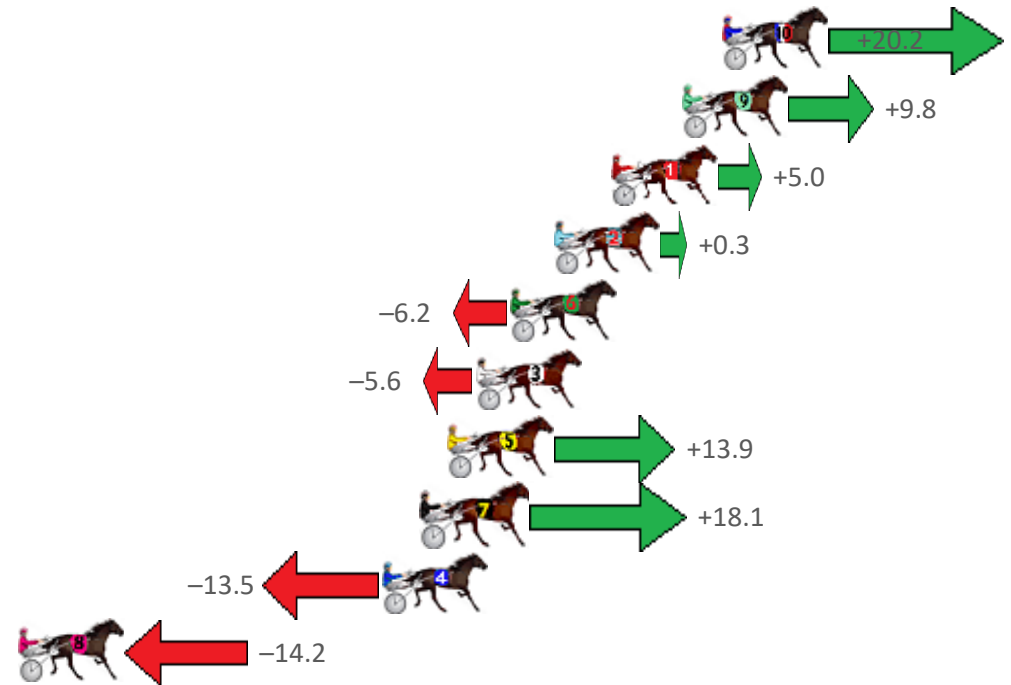
Albion Park Race 9 Distance 1660m

Tuesday, 30 August 2022

Gross Time: 1:58.70 MileRate: 1:55.00 LeadTime: 3.60s First Qtr: 27.30s Second Qtr: 29.70s Third Qtr: 29.00s Fourth Qtr: 29.10s

No Horse	Plc	Mar	800 Posi	400 Posi	Time	3rd Qtr	4th Qtr
10 HEZ ON THE BUZZER	1	0.0m	20.2m (1)	13.4m (2)	1:58.70	28.51s	28.13s
9 LITTLELIONELJAMES	2	1.6m	11.4m (1)	8.2m (2)	1:58.82	28.77s	28.62s
1 EUGENIEN	3	4.4m	9.4m (0)	10.4m (0)	1:59.04	29.07s	28.67s
2 JAY TEE TYRON	4	6.7m	7.0m (1)	4.6m (1)	1:59.21	28.83s	29.25s
6 BETTING ORIGIN	5	8.4m	2.2m (1)	0.0m (1)	1:59.34	28.84s	29.71s
3 ASHLEE NITRO	6	9.8m	4.2m (0)	5.0m (0)	1:59.45	29.06s	29.45s
5 SHEZ ALL STYLE	7	10.9m	24.8m (1)	16.0m (0)	1:59.53	28.37s	28.73s
7 HEADWIN	8	11.9m	30.0m (1)	18.2m (2)	1:59.61	28.15s	28.64s
4 IMA BEACH BABE	9	13.5m	0.0m (0)	0.6m (0)	1:59.73	29.04s	30.03s
8 LOVIN MISS DIXIE	10	30.0m	15.8m (1)	13.2m (1)	2:00.99	28.81s	30.32s

Finish Position and metres gained from 800m





Home of PJ Harness Analyser

Want to know how successful PJ Harness Analyser is?
[Click here for regular updates](#)

www.pjdata.com.au
 admin@pjdata.com.au
 www.facebook.com/PJHarnessRacing



RISE Digital, Harness Racing Australia nor the provider accepts any responsibility for the completeness or accuracy of any of the information contained herein, and makes no representations about its suitability for any particular purpose. Users should make their own judgements about those matters and/or seek independent advice. You assume all risks associated with use of data provided on this page