

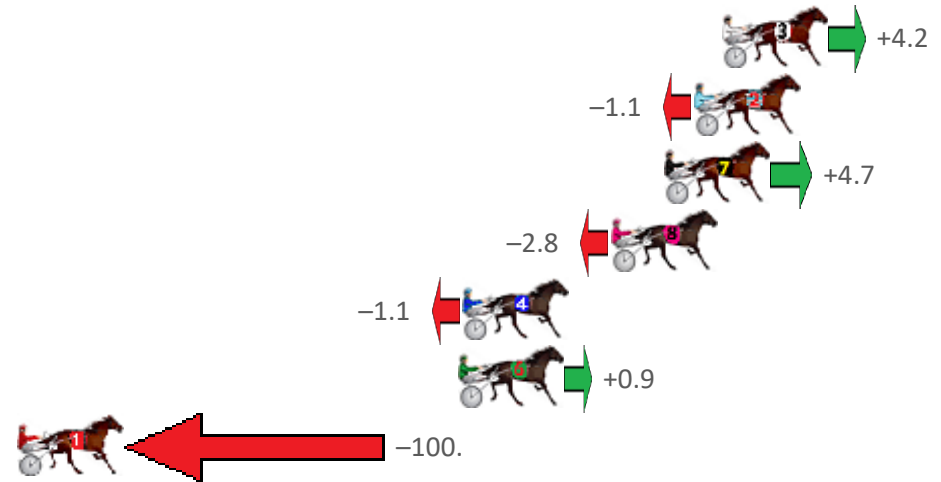
Redcliffe Race 1 Distance 1780m

Thursday, 8 September 2022

Gross Time: 2:17.20 MileRate: 2:04.00 LeadTime: 11.80s First Qtr: 32.90s Second Qtr: 32.40s Third Qtr: 30.20s Fourth Qtr: 29.90s

No Horse	Plc	Mar	800 Posi	400 Posi	Time	3rd Qtr	4th Qtr
3 MISTER DELWIN	1	0.0m	4.2m (0)	4.6m (0)	2:17.20	30.23s	29.56s
2 SHORT LEG SUE	2	1.1m	0.0m (0)	0.0m (0)	2:17.29	30.20s	29.98s
7 DOLLAR BUCKS	3	2.3m	7.0m (1)	7.0m (2)	2:17.38	30.20s	29.55s
8 FIVE STAR GEM	4	4.4m	1.6m (1)	2.8m (1)	2:17.54	30.29s	30.02s
4 HURRIKANE JEWELS	5	10.3m	9.2m (0)	9.6m (0)	2:18.01	30.23s	29.95s
6 TRUE ORIGINS	6	10.5m	11.4m (1)	13.0m (1)	2:18.02	30.32s	29.71s
1 FANCY LIKE BARBIE	7	350.9m	250.0m (0)	300.0m (0)	2:44.69	33.95s	33.68s

Finish Position and metres gained from 800m





Home of PJ Harness Analyser

Want to know how successful PJ Harness Analyser is?
Click here for regular updates

www.pjdata.com.au
 admin@pjdata.com.au
 www.facebook.com/PJHarnessRacing



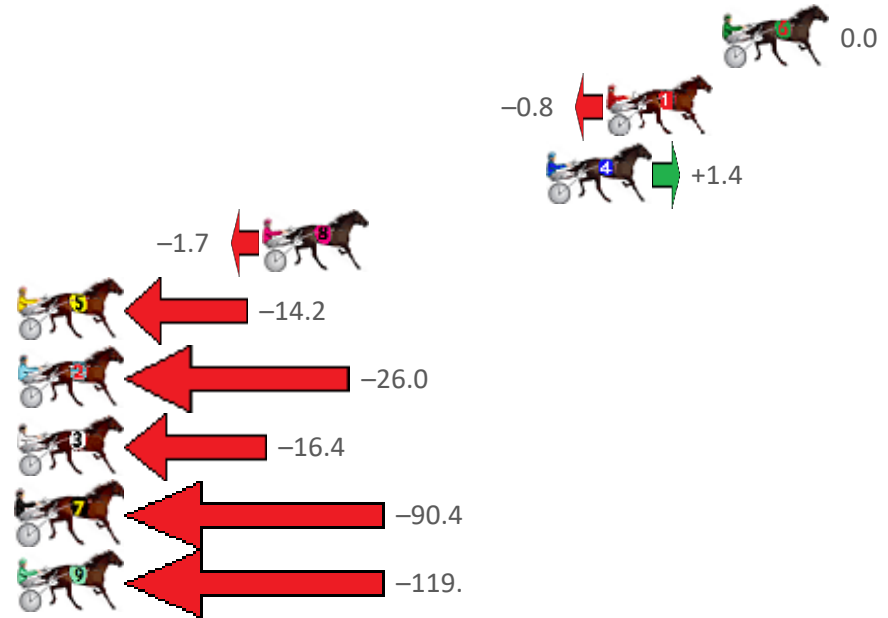
Redcliffe Race 2 Distance 1780m

Thursday, 8 September 2022

Gross Time: 2:15.80 MileRate: 2:02.80 LeadTime: 11.60s First Qtr: 30.80s Second Qtr: 32.60s Third Qtr: 29.80s Fourth Qtr: 31.00s

No Horse	Plc	Mar	800 Posi	400 Posi	Time	3rd Qtr	4th Qtr
6 RAINBOW CLASSIC	1	0.0m	0.0m (1)	0.0m (0)	2:15.80	29.80s	31.00s
1 OLLIE ONE SHOT	2	4.6m	3.8m (0)	5.4m (1)	2:16.17	29.92s	30.94s
4 COULD IT BE ME	3	7.0m	8.4m (1)	11.4m (0)	2:16.37	30.03s	30.66s
8 PAYOUT	4	18.3m	16.6m (0)	20.0m (1)	2:17.28	30.06s	30.87s
5 EXWHYGEETEE	5	32.4m	18.2m (1)	29.8m (1)	2:18.43	30.67s	31.20s
2 MAGIC NITRO	6	38.6m	12.6m (1)	23.6m (2)	2:18.93	30.61s	32.16s
3 ESSO KAY ESS	7	44.0m	27.6m (1)	29.2m (0)	2:19.37	29.90s	32.14s
7 WHISKY BANDIT	8	101.0m	10.6m (0)	18.4m (0)	2:23.99	30.27s	37.37s
9 HURRIKANE MEL	9	142.1m	23.0m (1)	70.0m (0)	2:27.32	33.24s	36.56s

Finish Position and metres gained from 800m





Home of PJ Harness Analyser

Want to know how successful PJ Harness Analyser is?
[Click here for regular updates](#)

www.pjdata.com.au
 admin@pjdata.com.au
 www.facebook.com/PJHarnessRacing



RISE Digital, Harness Racing Australia nor the provider accepts any responsibility for the completeness or accuracy of any of the information contained herein, and makes no representations about its suitability for any particular purpose. Users should make their own judgements about those matters and/or seek independent advice. You assume all risks associated with use of data provided on this page

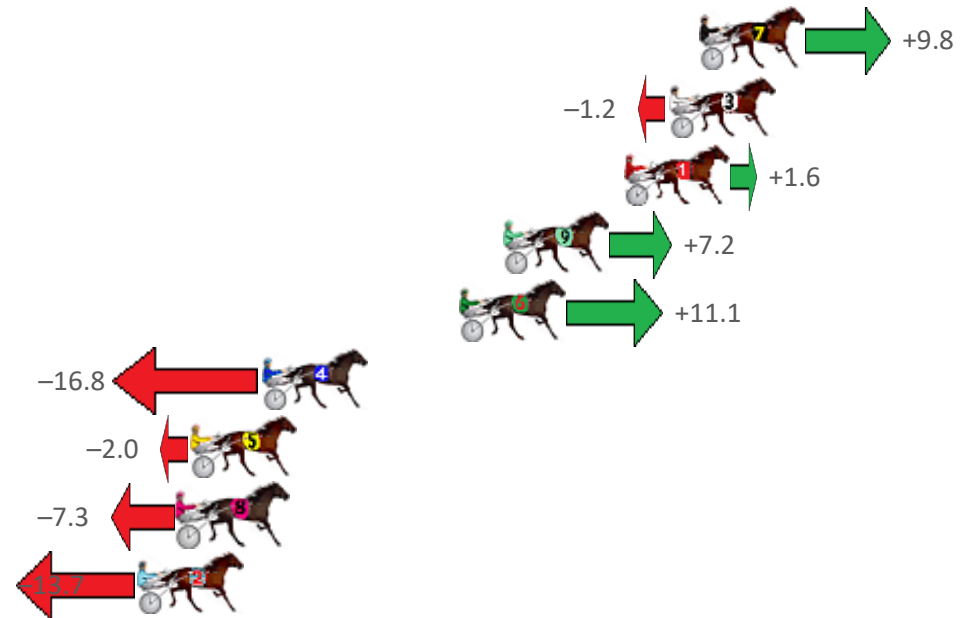
Redcliffe Race 3 Distance 1780m

Thursday, 8 September 2022

Gross Time: 2:14.10 MileRate: 2:01.30 LeadTime: 11.50s First Qtr: 31.80s Second Qtr: 30.80s Third Qtr: 29.50s Fourth Qtr: 30.50s

No Horse	Plc	Mar	800 Posi	400 Posi	Time	3rd Qtr	4th Qtr
7 BELLA GODIVA	1	0.0m	9.8m (0)	9.0m (1)	2:14.10	29.45s	29.82s
3 MELTON MAX GENT	2	1.2m	0.0m (0)	0.0m (0)	2:14.20	29.50s	30.59s
1 TULHURST CUDDLES	3	3.0m	4.6m (0)	4.4m (0)	2:14.34	29.49s	30.39s
9 SHAKATIE	4	7.8m	15.0m (0)	14.2m (0)	2:14.72	29.45s	30.01s
6 JAYDES TERROR	5	9.5m	20.6m (0)	20.2m (0)	2:14.86	29.48s	29.69s
4 MY ULTIMATE HEST	6	17.4m	0.6m (1)	2.2m (1)	2:15.49	29.60s	31.65s
5 BEIDERBECKE	7	20.2m	18.2m (1)	17.4m (1)	2:15.71	29.44s	30.71s
8 HARRY CROFT	8	20.7m	13.4m (2)	20.0m (2)	2:15.75	29.99s	30.55s
2 MANY DELIGHTS	9	22.3m	8.6m (1)	12.6m (2)	2:15.88	29.79s	31.24s

Finish Position and metres gained from 800m





Home of PJ Harness Analyser

Want to know how successful PJ Harness Analyser is?
[Click here for regular updates](#)

www.pjdata.com.au
 admin@pjdata.com.au
 www.facebook.com/PJHarnessRacing



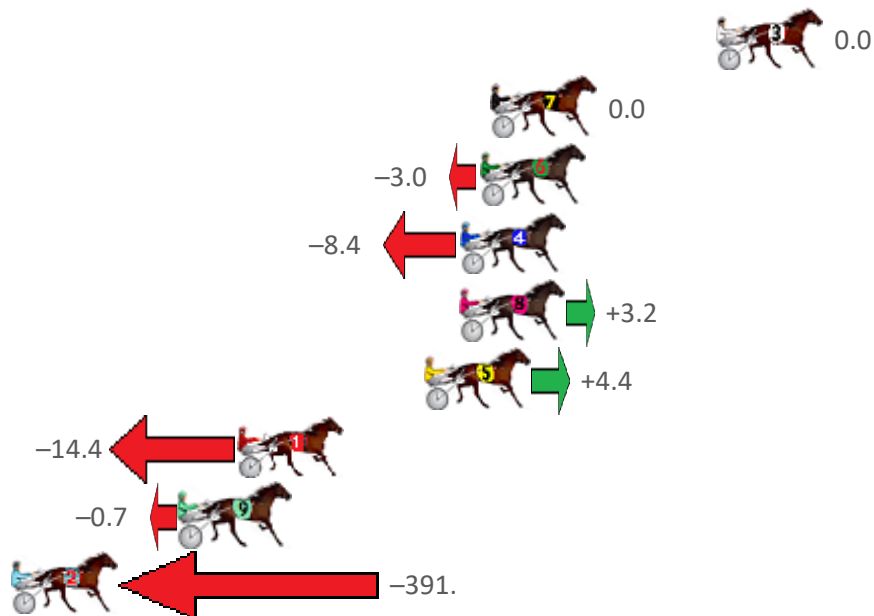
Redcliffe Race 4 Distance 1780m

Thursday, 8 September 2022

Gross Time: 2:12.70 MileRate: 1:59.90 LeadTime: 11.20s First Qtr: 30.80s Second Qtr: 31.70s Third Qtr: 29.80s Fourth Qtr: 29.20s

No Horse	Plc	Mar	800 Posi	400 Posi	Time	3rd Qtr	4th Qtr
3 INDY JEWEL	1	0.0m	0.0m (0)	0.0m (0)	2:12.70	29.80s	29.20s
7 CALVERT HOT SHOT	2	9.0m	9.0m (0)	11.6m (0)	2:13.39	29.99s	29.01s
6 STUDLEIGH MARK	3	9.4m	6.4m (1)	3.4m (2)	2:13.42	29.58s	29.64s
4 HEAVENLY WISDOM	4	10.2m	1.8m (1)	3.0m (1)	2:13.48	29.89s	29.72s
8 ROCKNROLL DA GA	4	10.2m	13.4m (0)	8.2m (1)	2:13.48	29.42s	29.35s
5 SHARP SHOOTER	6	11.6m	16.0m (1)	19.8m (1)	2:13.59	30.07s	28.60s
1 TEACHERS PET	7	19.0m	4.6m (0)	6.6m (0)	2:14.16	29.96s	30.10s
9 DOOLITTLE DOOZZIE	8	21.3m	20.6m (1)	15.2m (1)	2:14.33	29.41s	29.64s
2 OUR BOY ROY	9	402.8m	11.0m (1)	65.0m (0)	2:43.55	34.01s	53.72s

Finish Position and metres gained from 800m





Home of PJ Harness Analyser

Want to know how successful PJ Harness Analyser is?

Click here for regular updates

www.pjdata.com.au
 admin@pjdata.com.au
 www.facebook.com/PJHarnessRacing



RISE Digital, Harness Racing Australia nor the provider accepts any responsibility for the completeness or accuracy of any of the information contained herein, and makes no representations about its suitability for any particular purpose. Users should make their own judgements about those matters and/or seek independent advice. You assume all risks associated with use of data provided on this page

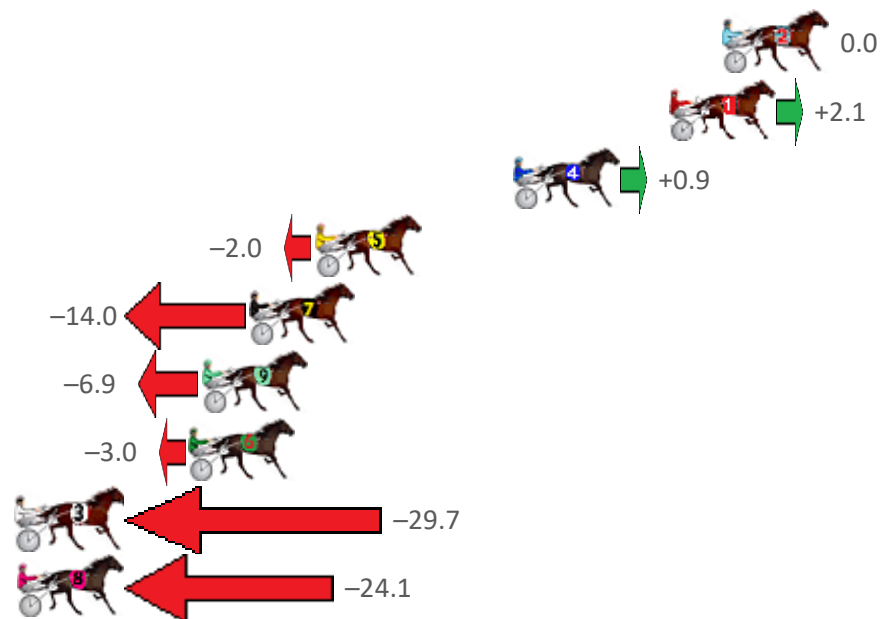
Redcliffe Race 5 Distance 1780m

Thursday, 8 September 2022

Gross Time: 2:14.20 MileRate: 2:01.30 LeadTime: 11.20s First Qtr: 29.80s Second Qtr: 32.40s Third Qtr: 30.30s Fourth Qtr: 30.50s

No Horse	Plc	Mar	800 Posi	400 Posi	Time	3rd Qtr	4th Qtr
2 CLARES FOOL	1	0.0m	0.0m (0)	0.0m (0)	2:14.20	30.30s	30.50s
1 BOLD COWBOY	2	2.1m	4.2m (0)	4.4m (0)	2:14.37	30.32s	30.33s
4 EAGLES RESPONSE	3	8.3m	9.2m (0)	9.4m (0)	2:14.86	30.32s	30.42s
5 CROSSED LEGS	4	16.2m	14.2m (0)	11.8m (1)	2:15.49	30.12s	30.83s
7 MY ULTIMATE CLIPP	5	18.8m	4.8m (1)	4.6m (2)	2:15.70	30.28s	31.58s
9 BEYONSKI	6	20.7m	13.8m (1)	13.2m (3)	2:15.85	30.25s	31.07s
6 DIEGO DELGADO	7	21.2m	18.2m (1)	6.4m (3)	2:15.89	29.40s	31.62s
3 KOTARE ELITE	8	30.3m	0.6m (1)	4.6m (1)	2:16.62	30.60s	32.45s
8 WHATA CHALLENGE	9	33.5m	9.4m (1)	10.0m (2)	2:16.87	30.34s	32.28s

Finish Position and metres gained from 800m





Home of PJ Harness Analyser

Want to know how successful PJ Harness Analyser is?
Click here for regular updates

www.pjdata.com.au
 admin@pjdata.com.au
 www.facebook.com/PJHarnessRacing



RISE Digital, Harness Racing Australia nor the provider accepts any responsibility for the completeness or accuracy of any of the information contained herein, and makes no representations about its suitability for any particular purpose. Users should make their own judgements about those matters and/or seek independent advice. You assume all risks associated with use of data provided on this page

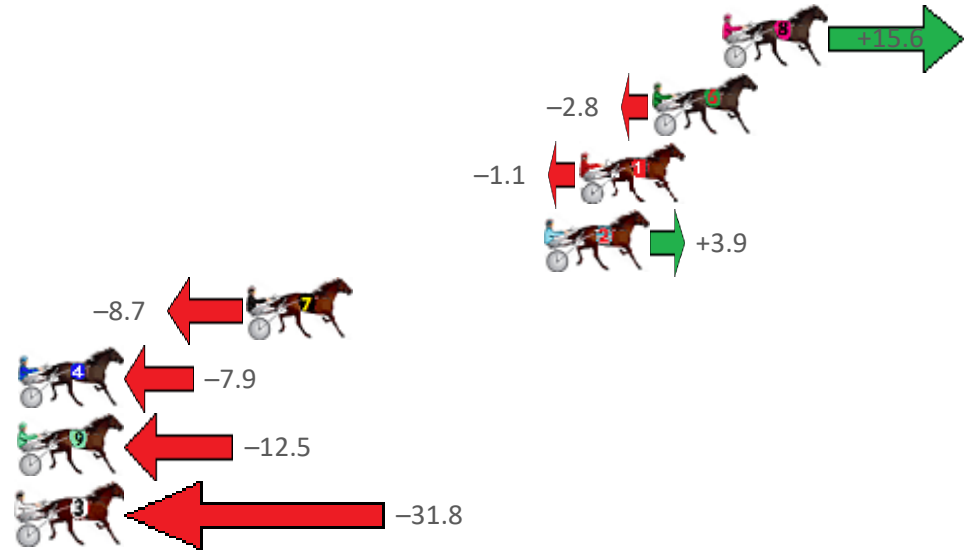
Redcliffe Race 6 Distance 1780m

Thursday, 8 September 2022

Gross Time: 2:13.20 MileRate: 2:00.40 LeadTime: 11.50s First Qtr: 30.20s Second Qtr: 30.80s Third Qtr: 29.70s Fourth Qtr: 31.00s

No Horse	Plc	Mar	800 Posi	400 Posi	Time	3rd Qtr	4th Qtr
8 PURPLE SHADES	1	0.0m	15.6m (0)	13.6m (0)	2:13.20	29.57s	29.95s
6 OUR FRIEND	2	2.8m	0.0m (0)	0.0m (0)	2:13.43	29.70s	31.22s
1 ROCCO VARIETY	3	5.7m	4.6m (0)	4.4m (0)	2:13.66	29.68s	31.10s
2 DUKE	4	7.1m	11.0m (1)	11.4m (1)	2:13.78	29.74s	30.67s
7 ROLLONX	5	18.9m	10.2m (0)	9.2m (0)	2:14.73	29.61s	31.75s
4 FLY CHEVAL	6	28.1m	20.2m (0)	20.2m (0)	2:15.48	29.69s	31.61s
9 SCHOOPY	7	29.1m	16.6m (1)	16.4m (1)	2:15.56	29.66s	31.98s
3 KEAYANG SPONGE B	8	34.0m	2.2m (1)	6.0m (1)	2:15.96	29.94s	33.16s

Finish Position and metres gained from 800m





Home of PJ Harness Analyser

Want to know how successful PJ Harness Analyser is?
[Click here for regular updates](#)

www.pjdata.com.au
 admin@pjdata.com.au
 www.facebook.com/PJHarnessRacing




Redcliffe Race 7 Distance 1780m

Thursday, 8 September 2022

Gross Time: 2:14.10 MileRate: 2:01.20 LeadTime: 11.20s First Qtr: 30.80s Second Qtr: 32.50s Third Qtr: 29.70s Fourth Qtr: 29.90s

No Horse	Plc	Mar	800 Posi	400 Posi	Time	3rd Qtr	4th Qtr
2 MY SECRET BEACH	1	0.0m	0.0m (0)	0.0m (0)	2:14.10	29.70s	29.90s
3 CALL ME TRISH	2	8.3m	1.6m (1)	0.6m (1)	2:14.75	29.62s	30.47s
1 UNDERTHEKILT	3	9.7m	4.2m (0)	5.0m (0)	2:14.86	29.76s	30.25s
7 MISTERRIODEJANEIR	4	11.0m	8.8m (0)	9.6m (0)	2:14.96	29.76s	30.00s
4 DELIGHTFUL RAINBO	5	13.3m	6.2m (1)	5.6m (1)	2:15.14	29.65s	30.47s
9 WHATA TERROR	6	14.2m	16.2m (1)	9.8m (2)	2:15.21	29.22s	30.23s
6 TELL ME THIS	7	14.5m	13.2m (0)	14.2m (0)	2:15.24	29.77s	29.92s
5 SHAKALAKABOOMB	8	16.5m	20.8m (1)	14.8m (1)	2:15.39	29.26s	30.03s
8 TORO DELAGO	9	16.5m	11.4m (1)	10.2m (1)	2:15.39	29.61s	30.37s

Finish Position and metres gained from 800m





Home of PJ Harness Analyser
 Want to know how successful PJ Harness Analyser is?
 Click here for regular updates

www.pjdata.com.au
 admin@pjdata.com.au
 www.facebook.com/PJHarnessRacing



RISE Digital, Harness Racing Australia nor the provider accepts any responsibility for the completeness or accuracy of any of the information contained herein, and makes no representations about its suitability for any particular purpose. Users should make their own judgements about those matters and/or seek independent advice. You assume all risks associated with use of data provided on this page

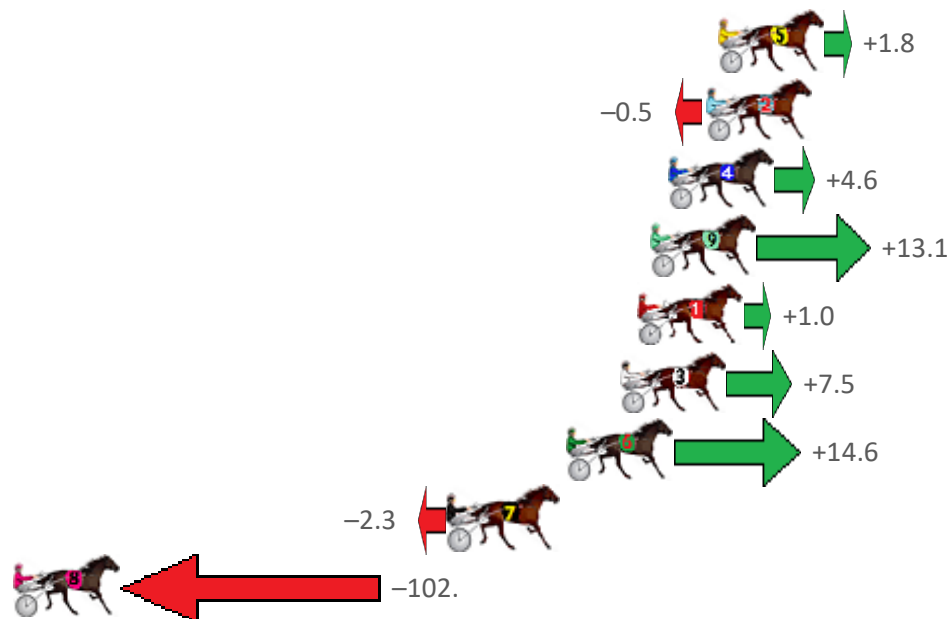
Redcliffe Race 8 Distance 2040m

Thursday, 8 September 2022

Gross Time: 2:35.60 MileRate: 2:02.80 LeadTime: 31.80s First Qtr: 32.90s Second Qtr: 32.00s Third Qtr: 29.20s Fourth Qtr: 29.70s

No Horse	Plc	Mar	800 Posi	400 Posi	Time	3rd Qtr	4th Qtr
5 ROCK IT BABY	1	0.0m	1.8m (1)	0.0m (1)	2:35.60	29.07s	29.70s
2 CHEDDAR MADE BET	2	0.5m	0.0m (0)	0.0m (0)	2:35.64	29.20s	29.74s
4 MERGE RIGHT	3	2.0m	6.6m (1)	4.4m (1)	2:35.76	29.04s	29.52s
9 PRINCE JOY	4	2.7m	15.8m (1)	13.6m (1)	2:35.81	29.05s	28.90s
1 MACH TORQUE	5	3.2m	4.2m (0)	4.6m (0)	2:35.85	29.23s	29.60s
3 SPECIALANDIKNOWI	6	3.9m	11.4m (1)	9.0m (1)	2:35.90	29.03s	29.32s
6 GINGER MICKY	7	6.0m	20.6m (1)	18.2m (0)	2:36.07	29.03s	28.80s
7 LUXURY LAD	8	10.7m	8.4m (0)	8.6m (0)	2:36.43	29.21s	29.86s
8 SWIFT CHANGE	9	115.8m	13.6m (0)	24.0m (0)	2:44.61	29.90s	36.48s

Finish Position and metres gained from 800m





Home of PJ Harness Analyser

Want to know how successful PJ Harness Analyser is?
[Click here for regular updates](#)

www.pjdata.com.au
 admin@pjdata.com.au
 www.facebook.com/PJHarnessRacing



RISE Digital, Harness Racing Australia nor the provider accepts any responsibility for the completeness or accuracy of any of the information contained herein, and makes no representations about its suitability for any particular purpose. Users should make their own judgements about those matters and/or seek independent advice. You assume all risks associated with use of data provided on this page

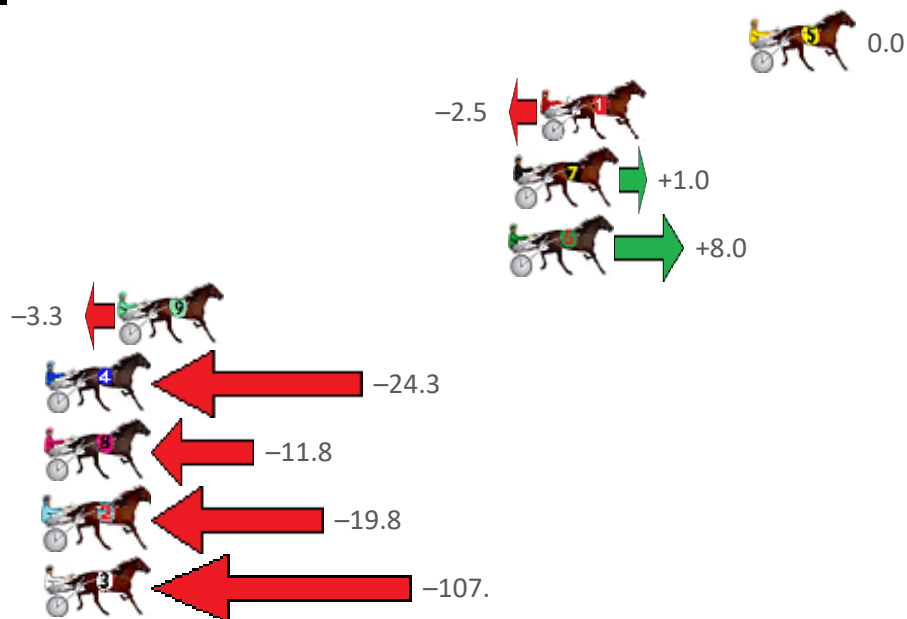
Redcliffe Race 9 Distance 1780m

Thursday, 8 September 2022

Gross Time: 2:11.10 MileRate: 1:58.50 LeadTime: 11.20s First Qtr: 29.80s Second Qtr: 30.10s Third Qtr: 29.60s Fourth Qtr: 30.40s

No Horse	Plc	Mar	800 Posi	400 Posi	Time	3rd Qtr	4th Qtr
5 THERESACHANCE	1	0.0m	0.0m (0)	0.0m (0)	2:11.10	29.60s	30.40s
1 ONLYSBEST	2	8.3m	5.8m (0)	4.8m (0)	2:11.76	29.52s	30.66s
7 OCTOBER RACKETEE	3	9.4m	10.4m (0)	9.6m (0)	2:11.85	29.54s	30.38s
6 CONVAIR HUSTLER	4	9.6m	17.6m (0)	14.6m (1)	2:11.86	29.38s	30.02s
9 DELIGHTFUL REASO	5	25.1m	21.8m (1)	6.6m (3)	2:13.10	28.45s	31.80s
4 EVERYTHING HAPPE	6	28.1m	3.8m (1)	7.0m (1)	2:13.34	29.82s	31.99s
8 LANOCH BOY	7	28.2m	16.4m (1)	14.6m (2)	2:13.34	29.45s	31.43s
2 WHOSTOLEMYPIGEO	8	31.2m	11.4m (1)	9.4m (2)	2:13.58	29.43s	32.05s
3 MISSINMEMATE	9	267.8m	160.0m (0)	160.0m (0)	2:32.41	29.49s	38.55s

Finish Position and metres gained from 800m





Home of PJ Harness Analyser

Want to know how successful PJ Harness Analyser is?

Click here for regular updates

www.pjdata.com.au
 admin@pjdata.com.au
 www.facebook.com/PJHarnessRacing



RISE Digital, Harness Racing Australia nor the provider accepts any responsibility for the completeness or accuracy of any of the information contained herein, and makes no representations about its suitability for any particular purpose. Users should make their own judgements about those matters and/or seek independent advice. You assume all risks associated with use of data provided on this page

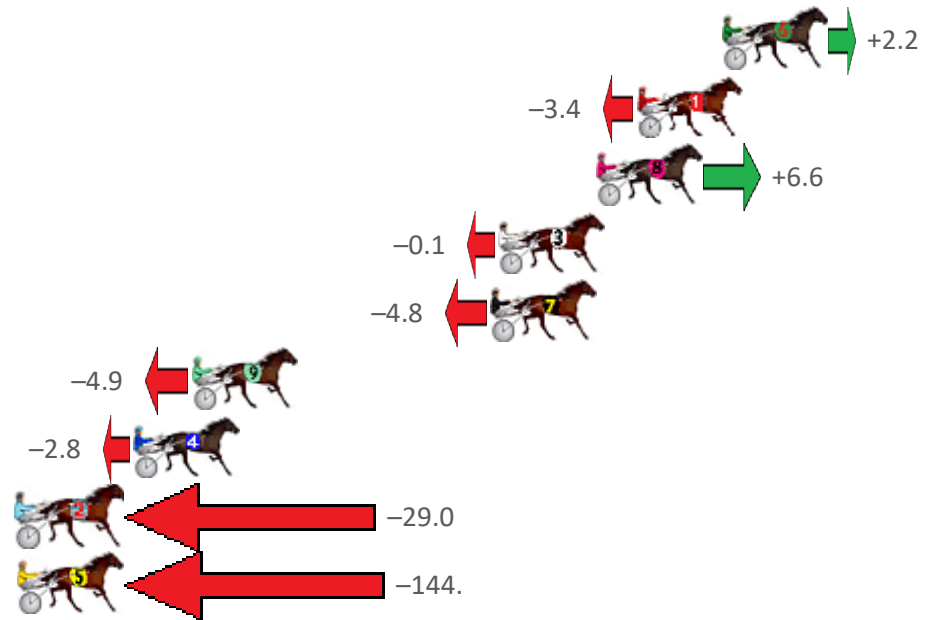
Redcliffe Race 10 Distance 2280m

Thursday, 8 September 2022

Gross Time: 2:54.20 MileRate: 2:03.00 LeadTime: 52.20s First Qtr: 32.40s Second Qtr: 31.70s Third Qtr: 28.90s Fourth Qtr: 29.00s

No Horse	Plc	Mar	800 Posi	400 Posi	Time	3rd Qtr	4th Qtr
6 BE MY ROCK	1	0.0m	2.2m (1)	0.2m (1)	2:54.20	28.76s	28.99s
1 CHARM OFFENSIVE	2	3.4m	0.0m (0)	0.0m (0)	2:54.46	28.90s	29.25s
8 RYANS GANGSTER	3	5.0m	11.6m (1)	4.8m (1)	2:54.58	28.41s	29.01s
3 FORTYEIGHTHENSO	4	8.9m	8.8m (0)	9.6m (0)	2:54.88	28.96s	28.95s
7 LITTLE CHANGE	5	9.2m	4.4m (0)	4.8m (0)	2:54.90	28.93s	29.32s
9 KANYE CRUSADER	6	21.1m	16.2m (1)	10.2m (2)	2:55.81	28.47s	29.79s
4 DESPONDENT	7	23.4m	20.6m (1)	15.0m (0)	2:55.98	28.50s	29.61s
2 WHAT A JOLT	8	36.4m	7.4m (1)	11.8m (1)	2:56.97	29.21s	30.77s
5 SOLE AMBITION	9	158.1m	14.0m (0)	55.0m (0)	3:06.23	31.84s	36.43s

Finish Position and metres gained from 800m





Home of PJ Harness Analyser

Want to know how successful PJ Harness Analyser is?
[Click here for regular updates](#)

www.pjdata.com.au
 admin@pjdata.com.au
 www.facebook.com/PJHarnessRacing



RISE Digital, Harness Racing Australia nor the provider accepts any responsibility for the completeness or accuracy of any of the information contained herein, and makes no representations about its suitability for any particular purpose. Users should make their own judgements about those matters and/or seek independent advice. You assume all risks associated with use of data provided on this page