

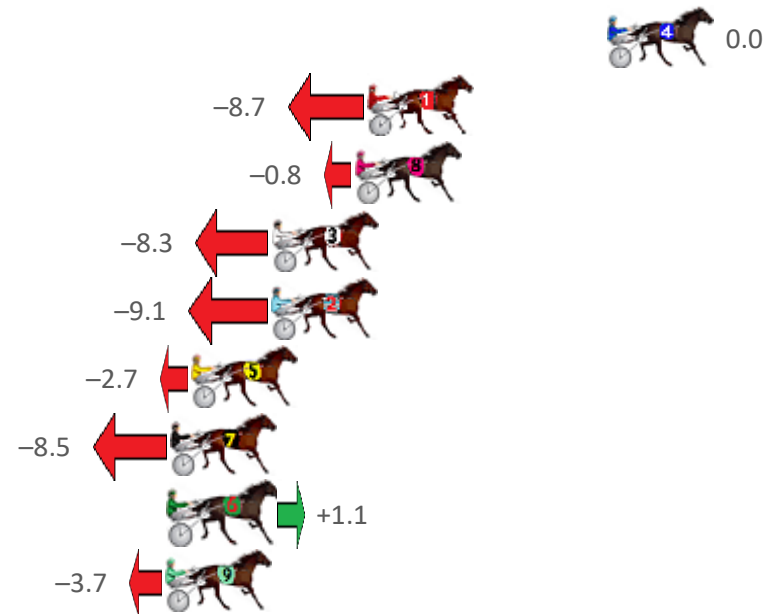
Redcliffe Race 1 Distance 1780m

Monday, 19 September 2022

Gross Time: 2:10.10 MileRate: 1:57.60 LeadTime: 11.00s First Qtr: 29.90s Second Qtr: 32.20s Third Qtr: 27.80s Fourth Qtr: 29.20s

NoHorse	Plc	Mar	800 Posi	400 Posi	Time	3rd Qtr	4th Qtr
4 IMA BIRUBI BOY	1	0.0m	0.0m (0)	0.0m (0)	2:10.10	27.80s	29.20s
1 BRILLIANT ART	2	9.5m	0.8m (1)	5.6m (1)	2:10.83	28.13s	29.48s
8 MYSTICAL JAZZ	3	10.0m	9.2m (1)	13.0m (2)	2:10.87	28.07s	28.98s
3 TALKERUP	4	13.3m	5.0m (1)	11.4m (1)	2:11.12	28.25s	29.34s
2 GANGBUSTER	5	13.3m	4.2m (0)	6.8m (0)	2:11.12	27.97s	29.67s
5 MALINJANG	6	16.5m	13.8m (0)	25.4m (0)	2:11.36	28.64s	28.55s
7 TORQUE IS MY GIRL	7	17.3m	8.8m (0)	14.2m (0)	2:11.43	28.18s	29.43s
6 IN CHEVRON WE TR	8	17.3m	18.4m (1)	24.8m (1)	2:11.43	28.27s	28.66s
9 MAKE MINE JOE	9	17.5m	13.8m (1)	20.2m (1)	2:11.44	28.26s	29.00s

Finish Position and metres gained from 800m





Home of PJ Harness Analyser
 Want to know how successful PJ Harness Analyser is?
 Click here for regular updates

www.pjdata.com.au
 admin@pjdata.com.au
 www.facebook.com/PJHarnessRacing



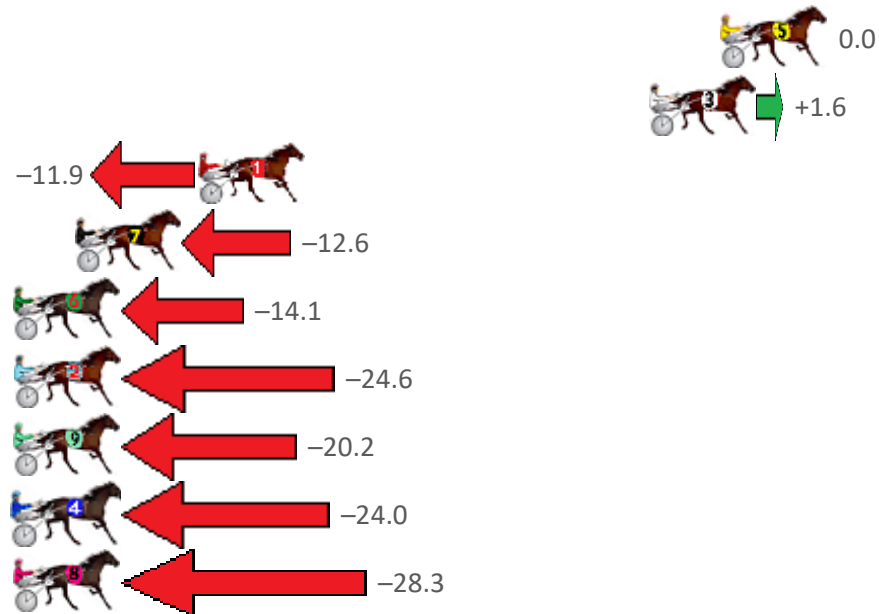
Redcliffe Race 2 Distance 1780m

Monday, 19 September 2022

Gross Time: 2:10.30 MileRate: 1:57.80 LeadTime: 11.90s First Qtr: 30.00s Second Qtr: 30.70s Third Qtr: 28.70s Fourth Qtr: 29.00s

NoHorse	Plc	Mar	800 Posi	400 Posi	Time	3rd Qtr	4th Qtr
5 CHUMP CHOP	1	0.0m	0.0m (0)	0.0m (0)	2:10.30	28.70s	29.00s
3 ROLLONX	2	2.8m	4.4m (0)	4.2m (0)	2:10.51	28.69s	28.90s
1 JANG PEL	3	20.7m	8.8m (0)	13.6m (0)	2:11.88	29.04s	29.51s
7 CROSSED LEGS	4	25.6m	13.0m (0)	17.8m (0)	2:12.25	29.04s	29.56s
6 WHATELEY	5	36.9m	22.8m (0)	27.4m (0)	2:13.11	29.03s	29.68s
2 HANDSOME HARRY	6	37.2m	12.6m (1)	17.6m (1)	2:13.13	29.05s	30.41s
9 MALIBU DREAM	7	41.4m	21.2m (1)	30.0m (1)	2:13.45	29.33s	29.82s
4 SHOWEM SIMON	8	41.8m	17.8m (0)	22.2m (0)	2:13.48	29.01s	30.41s
8 RAFFERTY DELIGHTS	9	45.1m	16.8m (1)	24.6m (1)	2:13.73	29.25s	30.48s

Finish Position and metres gained from 800m





Home of PJ Harness Analyser
 Want to know how successful PJ Harness Analyser is?
 Click here for regular updates

www.pjdata.com.au
 admin@pjdata.com.au
 www.facebook.com/PJHarnessRacing



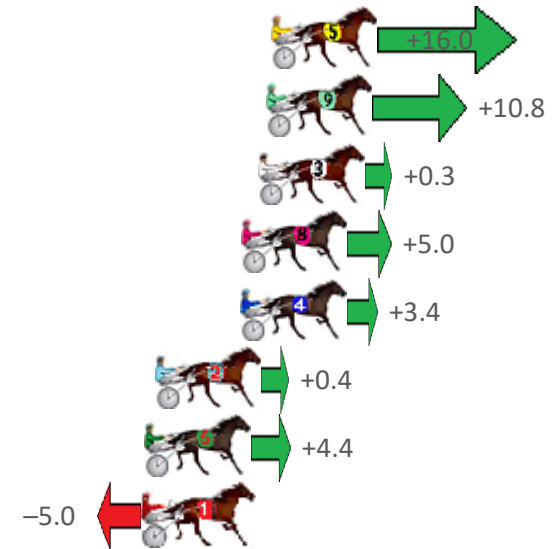
Redcliffe Race 3 Distance 2040m

Monday, 19 September 2022

Gross Time: 2:32.10 MileRate: 2:00.00 LeadTime: 32.40s First Qtr: 29.40s Second Qtr: 30.10s Third Qtr: 28.80s Fourth Qtr: 31.40s

NoHorse	Plc	Mar	800 Posi	400 Posi	Time	3rd Qtr	4th Qtr
5 SHEZALUCKYLADY	1	0.0m	16.0m (1)	8.8m (1)	2:32.10	28.29s	30.71s
9 LUXURY LAD	2	0.2m	11.0m (2)	6.4m (2)	2:32.12	28.48s	30.92s
3 TRACER BULLET	3	0.5m	0.8m (1)	0.0m (1)	2:32.14	28.74s	31.44s
8 DOOLITTLE DEXTER	4	1.2m	6.2m (2)	1.6m (2)	2:32.20	28.46s	31.37s
4 DOOLITTLE DOOZZIE	5	1.2m	4.6m (0)	5.0m (0)	2:32.20	28.84s	31.10s
2 GABBYS IDEAL	6	4.6m	5.0m (1)	4.4m (1)	2:32.48	28.75s	31.42s
6 VOODOO FELLA	7	5.0m	9.4m (0)	10.4m (0)	2:32.51	28.89s	30.98s
1 TORO DELAGO	8	5.0m	0.0m (0)	0.4m (0)	2:32.51	28.82s	31.76s

Finish Position and metres gained from 800m





Home of PJ Harness Analyser

Want to know how successful PJ Harness Analyser is?

Click here for regular updates

www.pjdata.com.au
 admin@pjdata.com.au
 www.facebook.com/PJHarnessRacing



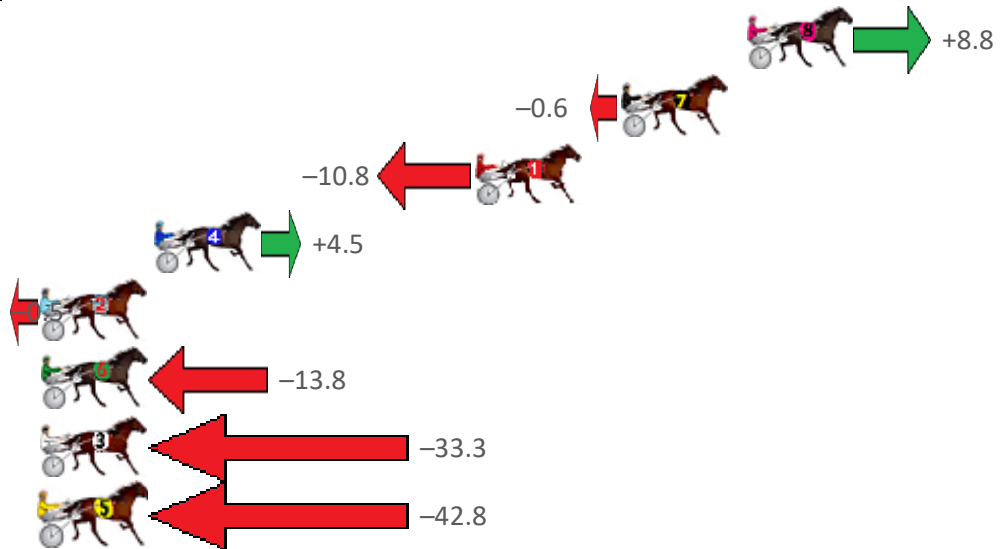
Redcliffe Race 4 Distance 1780m

Monday, 19 September 2022

Gross Time: 2:06.30 MileRate: 1:54.20 LeadTime: 11.40s First Qtr: 28.60s Second Qtr: 28.80s Third Qtr: 28.10s Fourth Qtr: 29.40s

NoHorse	Plc	Mar	800 Posi	400 Posi	Time	3rd Qtr	4th Qtr
8 DELIGHTFUL REASO	1	0.0m	8.8m (0)	9.0m (0)	2:06.30	28.13s	28.74s
7 CAMROLLER	2	5.0m	4.4m (0)	4.6m (0)	2:06.69	28.11s	29.43s
1 MI FURIOSO TORO	3	10.8m	0.0m (0)	0.0m (0)	2:07.13	28.08s	30.19s
4 THE IRISH EAGLE	4	23.5m	28.0m (0)	28.2m (1)	2:08.11	28.12s	29.06s
2 ONLYSBEST	5	35.5m	35.0m (0)	35.8m (0)	2:09.04	28.16s	29.38s
6 RAANI	6	36.8m	23.0m (0)	23.8m (1)	2:09.14	28.14s	30.35s
3 TORQUE WITH ESTE	7	49.3m	16.0m (0)	20.2m (0)	2:10.10	28.35s	31.53s
5 LETS SAVE THE DAY	8	97.8m	55.0m (0)	70.0m (0)	2:13.84	29.13s	31.43s

Finish Position and metres gained from 800m





Home of PJ Harness Analyser

Want to know how successful PJ Harness Analyser is?

Click here for regular updates

www.pjdata.com.au
 admin@pjdata.com.au
 www.facebook.com/PJHarnessRacing




Redcliffe Race 5 Distance 2040m

Monday, 19 September 2022

Gross Time: 2:37.20 MileRate: 2:04.00 LeadTime: 33.80s First Qtr: 31.80s Second Qtr: 32.10s Third Qtr: 29.60s Fourth Qtr: 29.90s

No Horse	Plc	Mar	800 Posi	400 Posi	Time	3rd Qtr	4th Qtr
8 KEAYANG SPONGE B	1	0.0m	6.4m (1)	4.2m (1)	2:37.20	29.44s	29.59s
3 ELPINE SALLY	2	2.4m	2.4m (1)	0.0m (1)	2:37.39	29.42s	30.08s
2 TOOLITTLETOOLATE	3	3.3m	4.2m (0)	4.2m (0)	2:37.46	29.60s	29.83s
4 LORD DENZEL	4	3.4m	0.0m (0)	0.0m (0)	2:37.47	29.60s	30.15s
5 ABBEY DIADEMA	5	6.0m	19.2m (1)	12.4m (2)	2:37.67	29.10s	29.42s
9 FLY CHEVAL	6	8.2m	10.6m (1)	2.6m (2)	2:37.84	29.01s	30.32s
7 DATSINAHURRI	7	12.0m	8.8m (0)	10.6m (0)	2:38.14	29.73s	30.00s
1 ALLY PINK	8	14.7m	13.4m (0)	15.0m (1)	2:38.35	29.72s	29.88s
6 ALWAYS AT NIGHT	9	15.3m	14.8m (1)	7.8m (2)	2:38.40	29.08s	30.46s



Home of PJ Harness Analyser
 Want to know how successful PJ Harness Analyser is?
 Click here for regular updates

www.pjdata.com.au
 admin@pjdata.com.au
 www.facebook.com/PJHarnessRacing

RISE Digital, Harness Racing Australia nor the provider accepts any responsibility for the completeness or accuracy of any of the information contained herein, and makes no representations about its suitability for any particular purpose. Users should make their own judgements about those matters and/or seek independent advice. You assume all risks associated with use of data provided on this page

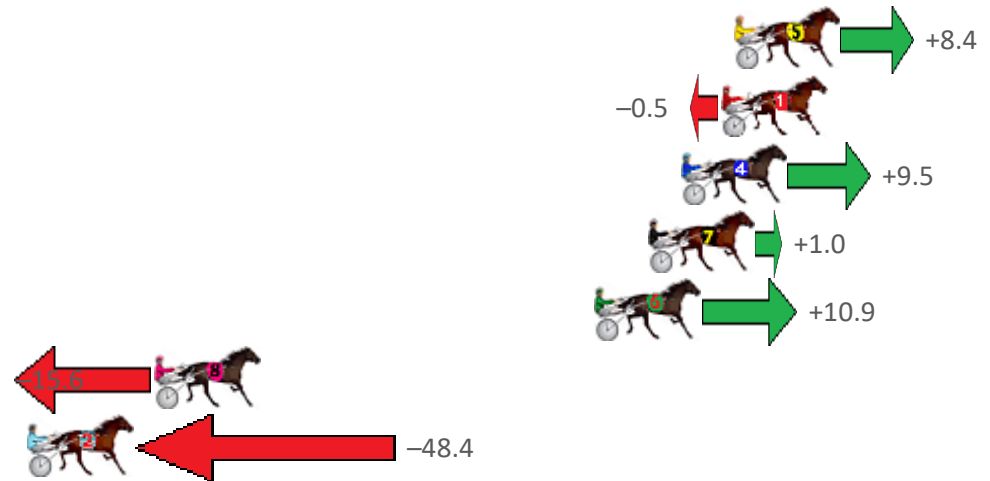
Redcliffe Race 6 Distance 2040m

Monday, 19 September 2022

Gross Time: 2:38.30 MileRate: 2:04.90 LeadTime: 34.10s First Qtr: 32.50s Second Qtr: 32.10s Third Qtr: 29.60s Fourth Qtr: 30.00s

NoHorse	Plc	Mar	800 Posi	400 Posi	Time	3rd Qtr	4th Qtr
5 LESVOS LAD	1	0.0m	8.4m (0)	9.2m (0)	2:38.30	29.66s	29.31s
1 NAUGHTYINHEAVEN	2	0.5m	0.0m (0)	0.0m (0)	2:38.34	29.60s	30.04s
4 MAN OF ACTION	3	2.1m	11.6m (1)	4.6m (2)	2:38.47	29.08s	29.81s
7 JUKEBOX JET	4	3.4m	4.4m (0)	4.8m (0)	2:38.57	29.63s	29.90s
6 AUNTY FRANCES	5	5.5m	16.4m (1)	9.4m (2)	2:38.73	29.08s	29.71s
8 RISKY BUZINESS	6	23.0m	7.4m (2)	8.2m (1)	2:40.11	29.65s	31.10s
2 ARTISTIC HUMMA	7	52.6m	4.2m (1)	16.0m (0)	2:42.43	30.46s	32.73s

Finish Position and metres gained from 800m





Home of PJ Harness Analyser

Want to know how successful PJ Harness Analyser is?

Click here for regular updates

www.pjdata.com.au
 admin@pjdata.com.au
 www.facebook.com/PJHarnessRacing



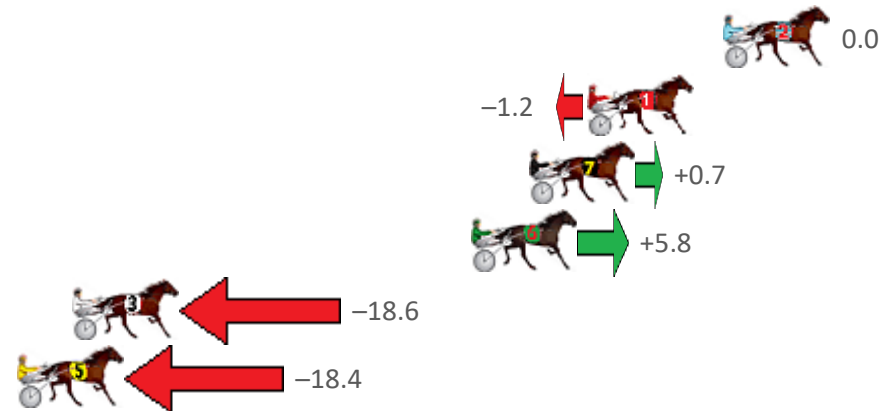
Redcliffe Race 7 Distance 1780m

Monday, 19 September 2022

Gross Time: 2:14.50 MileRate: 2:01.60 LeadTime: 11.80s First Qtr: 31.10s Second Qtr: 31.90s Third Qtr: 30.10s Fourth Qtr: 29.60s

NoHorse	Plc	Mar	800 Posi	400 Posi	Time	3rd Qtr	4th Qtr
2 FLASH FREDDIE	1	0.0m	0.0m (0)	0.0m (0)	2:14.50	30.10s	29.60s
1 IMA CHICK MAGNET	2	5.4m	4.2m (0)	4.6m (0)	2:14.92	30.13s	29.66s
7 MY GIRL BLAZE	3	7.7m	8.4m (0)	8.8m (0)	2:15.10	30.13s	29.52s
6 MANHATTAN LASS	4	10.0m	15.8m (1)	14.4m (0)	2:15.28	29.99s	29.28s
3 GULMARG	5	25.8m	7.2m (1)	7.4m (1)	2:16.50	30.13s	30.95s
5 DOOLITTLE DAYS	6	29.8m	11.4m (1)	12.2m (1)	2:16.81	30.17s	30.90s

Finish Position and metres gained from 800m





Home of PJ Harness Analyser
 Want to know how successful PJ Harness Analyser is?
 Click here for regular updates

www.pjdata.com.au
 admin@pjdata.com.au
 www.facebook.com/PJHarnessRacing



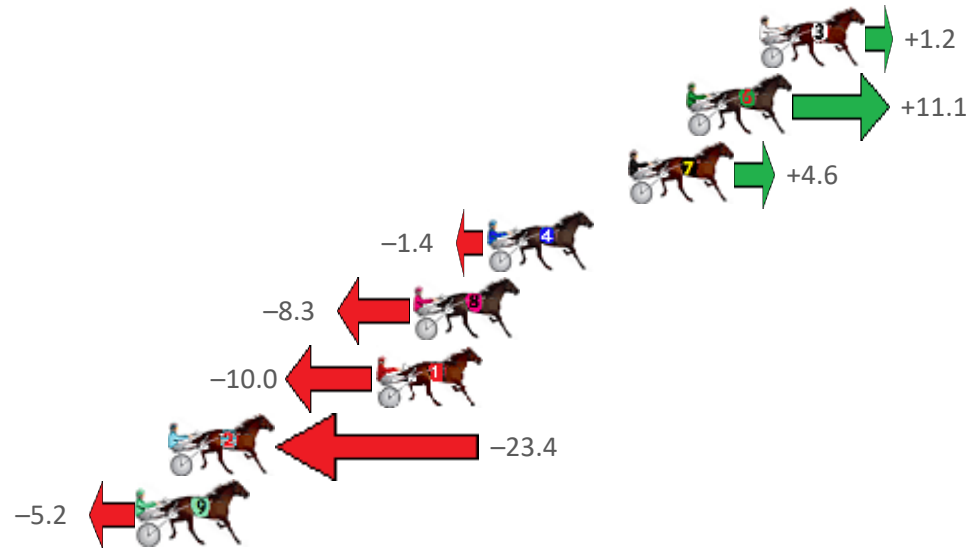
Redcliffe Race 8 Distance 2040m

Monday, 19 September 2022

Gross Time: 2:35.70 MileRate: 2:02.80 LeadTime: 31.80s First Qtr: 30.40s Second Qtr: 31.10s Third Qtr: 30.50s Fourth Qtr: 31.90s

NoHorse	Plc	Mar	800 Posi	400 Posi	Time	3rd Qtr	4th Qtr
3 MANY DELIGHTS	1	0.0m	1.2m (1)	0.0m (0)	2:35.70	30.41s	31.90s
6 WHATA CHALLENGE	2	2.9m	14.0m (1)	12.8m (1)	2:35.94	30.42s	31.11s
7 JILLIBY GIZMO	3	5.2m	9.8m (1)	7.6m (1)	2:36.13	30.33s	31.71s
4 DONT YOUBE NAUG	4	10.8m	9.4m (0)	18.6m (0)	2:36.60	31.23s	31.28s
8 BEIDERBECKE	5	13.7m	5.4m (1)	1.6m (1)	2:36.84	30.18s	32.86s
1 IM ISABELLA	6	15.2m	5.2m (0)	14.4m (0)	2:36.97	31.21s	31.96s
2 WILD ABOUT TOWN	7	23.4m	0.0m (0)	9.6m (0)	2:37.65	31.22s	32.99s
9 BEE GEES BEST	8	24.6m	19.4m (1)	19.2m (1)	2:37.75	30.48s	32.33s

Finish Position and metres gained from 800m





Home of PJ Harness Analyser

Want to know how successful PJ Harness Analyser is?

Click here for regular updates

www.pjdata.com.au
 admin@pjdata.com.au
 www.facebook.com/PJHarnessRacing

