

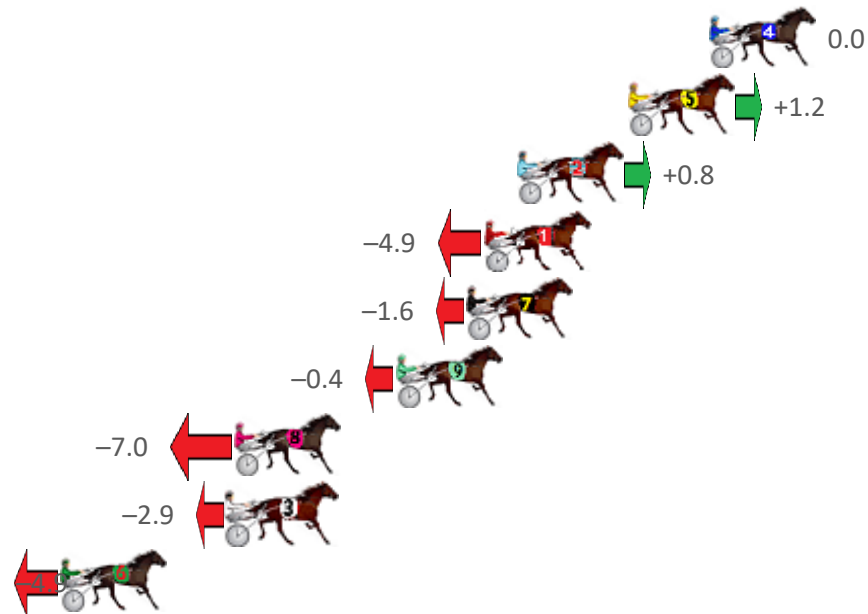
# Redcliffe Race 1 Distance 1780m

Monday, 10 October 2022

Gross Time: 2:11.80 MileRate: 1:59.20 LeadTime: 11.00s First Qtr: 31.40s Second Qtr: 32.60s Third Qtr: 28.60s Fourth Qtr: 28.20s

NoHorse	Plc	Mar	800 Posi	400 Posi	Time	3rd Qtr	4th Qtr
4 GINGER MICKY	1	0.0m	0.0m (0)	0.0m (0)	2:11.80	28.60s	28.20s
5 IMA BIRUBI BOY	2	3.2m	4.4m (1)	3.6m (1)	2:12.04	28.54s	28.17s
2 ROCKNHOLME	3	7.6m	8.4m (1)	8.2m (1)	2:12.36	28.59s	28.16s
1 TRACER BULLET	4	8.9m	4.0m (0)	4.8m (0)	2:12.46	28.66s	28.49s
7 MOONLIGHT BUTCH	5	9.6m	8.0m (0)	8.8m (0)	2:12.51	28.66s	28.26s
9 CHARLEVOIX	6	12.4m	12.0m (0)	13.0m (0)	2:12.72	28.67s	28.16s
8 JOHNROD	7	18.8m	11.8m (2)	9.6m (2)	2:13.19	28.45s	28.84s
3 HOLDINGNO CURRE	8	19.1m	16.2m (1)	12.6m (1)	2:13.22	28.35s	28.66s
6 CAPTAIN OH CAPTAI	9	25.7m	20.8m (1)	19.0m (1)	2:13.70	28.48s	28.67s

Finish Position and metres gained from 800m



**Home of Australian Harness Sectionals**  
 PJ Harness Analyser      Daily Raw Data directly to your inbox

**NEW All Victorian Racing added as of 17 January 2022**

[www.pjdata.com.au](http://www.pjdata.com.au)   
 [admin@pjdata.com.au](mailto:admin@pjdata.com.au)   
 [www.facebook.com/PJHarnessRacing](https://www.facebook.com/PJHarnessRacing)

RISE Digital, Harness Racing Australia nor the provider accepts any responsibility for the completeness or accuracy of any of the information contained herein, and makes no representations about its suitability for any particular purpose. Users should make their own judgements about those matters and/or seek independent advice. You assume all risks associated with use of data provided on this page

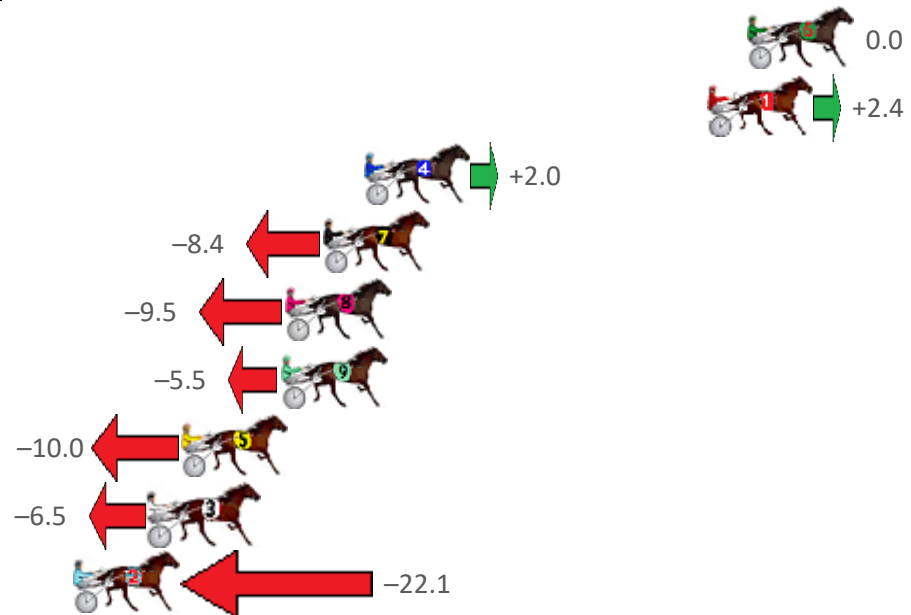
# Redcliffe Race 2 Distance 1780m

Monday, 10 October 2022

Gross Time: 2:11.90 MileRate: 1:59.30 LeadTime: 11.20s First Qtr: 30.70s Second Qtr: 31.50s Third Qtr: 29.60s Fourth Qtr: 28.90s

NoHorse	Plc	Mar	800 Posi	400 Posi	Time	3rd Qtr	4th Qtr
6 MYSTICAL JAZZ	1	0.0m	0.0m (0)	0.0m (0)	2:11.90	29.60s	28.90s
1 CALVERT HOT SHOT	2	1.6m	4.0m (0)	4.0m (0)	2:12.02	29.60s	28.73s
4 SWEET JASMINE	3	15.2m	17.2m (1)	15.4m (1)	2:13.05	29.47s	28.89s
7 SHEZA RUNNY	4	16.8m	8.4m (0)	9.2m (0)	2:13.17	29.66s	29.45s
8 ARTISTIC SAINT	5	18.3m	8.8m (1)	6.4m (2)	2:13.29	29.44s	29.75s
9 COURAGEOUS LEO	6	18.5m	13.0m (1)	11.4m (2)	2:13.30	29.49s	29.41s
5 BEEF CITY BLAZE	7	22.4m	12.4m (0)	11.4m (1)	2:13.60	29.54s	29.69s
3 PRESIDENT GOTTA G	8	23.7m	17.2m (0)	17.2m (0)	2:13.70	29.61s	29.37s
2 HEAVENLY SEA	9	26.7m	4.6m (1)	5.6m (1)	2:13.93	29.69s	30.42s

Finish Position and metres gained from 800m



**Home of Australian Harness Sectionals**  
 PJ Harness Analyser      Daily Raw Data directly to your inbox

**All Victorian Racing added as of 17 January 2022**

[www.pjdata.com.au](http://www.pjdata.com.au)   
 [admin@pjdata.com.au](mailto:admin@pjdata.com.au)   
 [www.facebook.com/PJHarnessRacing](https://www.facebook.com/PJHarnessRacing)

RISE Digital, Harness Racing Australia nor the provider accepts any responsibility for the completeness or accuracy of any of the information contained herein, and makes no representations about its suitability for any particular purpose. Users should make their own judgements about those matters and/or seek independent advice. You assume all risks associated with use of data provided on this page

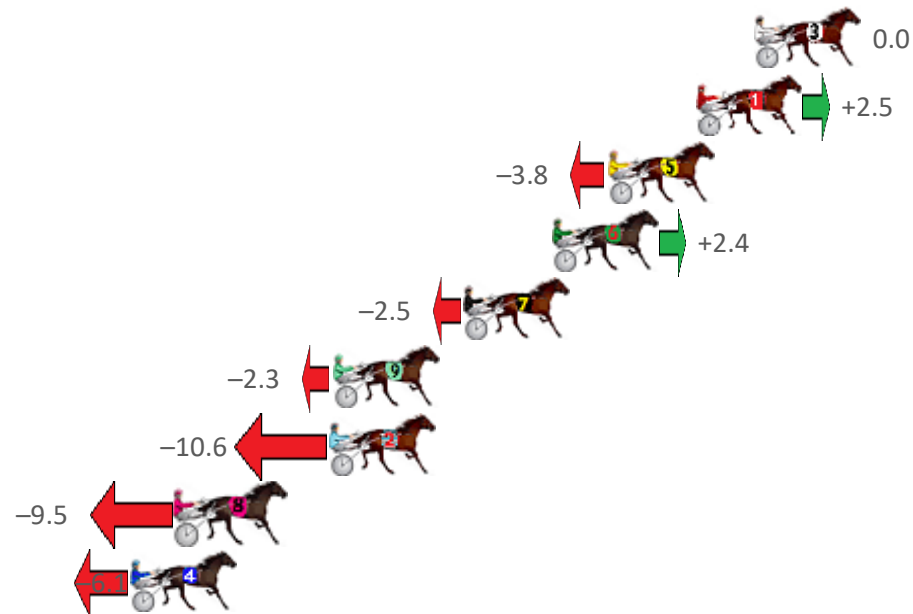
# Redcliffe Race 3 Distance 1780m

Monday, 10 October 2022

Gross Time: 2:13.40 MileRate: 2:00.60 LeadTime: 11.60s First Qtr: 30.50s Second Qtr: 32.50s Third Qtr: 30.20s Fourth Qtr: 28.60s

NoHorse	Plc	Mar	800 Posi	400 Posi	Time	3rd Qtr	4th Qtr
3 MY ULTIMATE CLIPP	1	0.0m	0.0m (0)	0.0m (0)	2:13.40	30.20s	28.60s
1 GRIGORA	2	2.3m	4.8m (0)	4.6m (0)	2:13.57	30.18s	28.44s
5 BETTING BARON	3	5.8m	2.0m (1)	2.0m (1)	2:13.84	30.21s	28.87s
6 MISTERRIODEJANEIR	4	8.0m	10.4m (1)	10.6m (1)	2:14.00	30.21s	28.42s
7 JELIGNITE JACK	5	11.5m	9.0m (0)	9.0m (0)	2:14.26	30.20s	28.78s
9 WHATELEY	6	16.7m	14.4m (1)	15.4m (1)	2:14.65	30.28s	28.69s
2 LESVOS LAD	7	16.8m	6.2m (1)	6.6m (1)	2:14.66	30.25s	29.33s
8 HURRICANE DREAM	8	22.9m	13.4m (0)	13.4m (0)	2:15.12	30.22s	29.28s
4 SHESHERZ	9	24.7m	18.6m (0)	18.8m (0)	2:15.25	30.23s	29.02s

Finish Position and metres gained from 800m



**Home of Australian Harness Sectionals**  
 PJ Harness Analyser      Daily Raw Data directly to your inbox

**All Victorian Racing added as of 17 January 2022**

[www.pjdata.com.au](http://www.pjdata.com.au)    [admin@pjdata.com.au](mailto:admin@pjdata.com.au)    [www.facebook.com/PJHarnessRacing](https://www.facebook.com/PJHarnessRacing)

RISE Digital, Harness Racing Australia nor the provider accepts any responsibility for the completeness or accuracy of any of the information contained herein, and makes no representations about its suitability for any particular purpose. Users should make their own judgements about those matters and/or seek independent advice. You assume all risks associated with use of data provided on this page

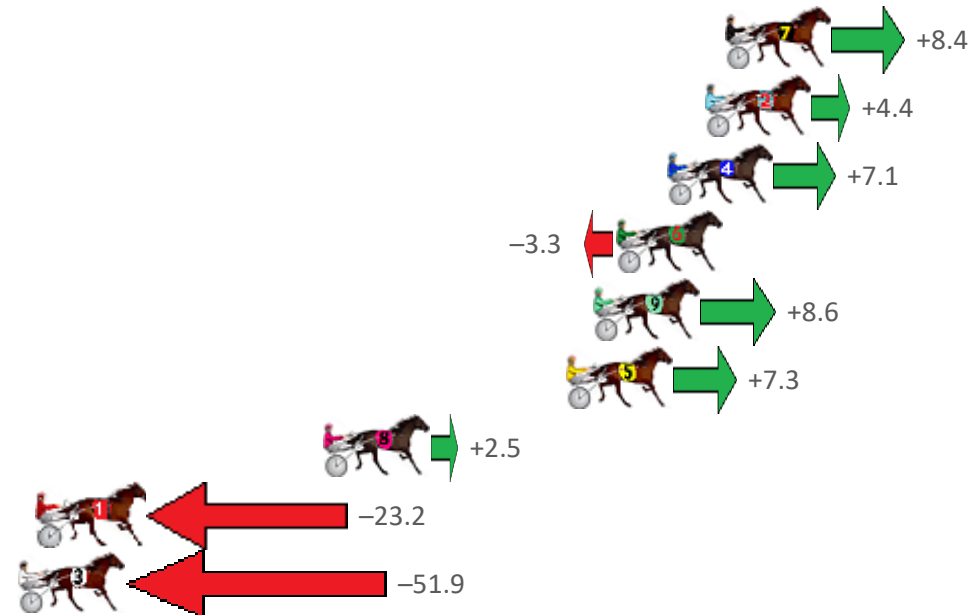
# Redcliffe Race 4 Distance 1780m

Monday, 10 October 2022

Gross Time: 2:12.40 MileRate: 1:59.70 LeadTime: 11.30s First Qtr: 29.30s Second Qtr: 31.20s Third Qtr: 30.40s Fourth Qtr: 30.20s

NoHorse	Plc	Mar	800 Posi	400 Posi	Time	3rd Qtr	4th Qtr
7 LONDON LADY	1	0.0m	8.4m (0)	11.4m (1)	2:12.40	30.62s	29.34s
2 THE MACH ARMY	2	0.8m	5.2m (1)	4.2m (1)	2:12.46	30.32s	29.94s
4 DARGOS PET	3	2.3m	9.4m (1)	9.8m (2)	2:12.58	30.43s	29.64s
6 CLARES FOOL	4	4.3m	1.0m (1)	0.0m (1)	2:12.74	30.33s	30.52s
9 ALWAYS AT NIGHT	5	5.2m	13.8m (1)	14.4m (2)	2:12.81	30.44s	29.51s
5 EAGLES RESPONSE	6	6.3m	13.6m (0)	16.2m (0)	2:12.90	30.59s	29.46s
8 HARRY CROFT	7	15.9m	18.4m (1)	19.0m (1)	2:13.66	30.44s	29.97s
1 ELPINE SALLY	8	27.2m	4.0m (0)	7.6m (0)	2:14.55	30.68s	31.67s
3 LORD DENZEL	9	51.9m	0.0m (0)	3.6m (0)	2:16.50	30.68s	33.83s

## Finish Position and metres gained from 800m



**Home of Australian Harness Sectionals**  
 PJ Harness Analyser      Daily Raw Data directly to your inbox

**All Victorian Racing added as of 17 January 2022**

[www.pjdata.com.au](http://www.pjdata.com.au)    [admin@pjdata.com.au](mailto:admin@pjdata.com.au)    [www.facebook.com/PJHarnessRacing](https://www.facebook.com/PJHarnessRacing)

RISE Digital, Harness Racing Australia nor the provider accepts any responsibility for the completeness or accuracy of any of the information contained herein, and makes no representations about its suitability for any particular purpose. Users should make their own judgements about those matters and/or seek independent advice. You assume all risks associated with use of data provided on this page

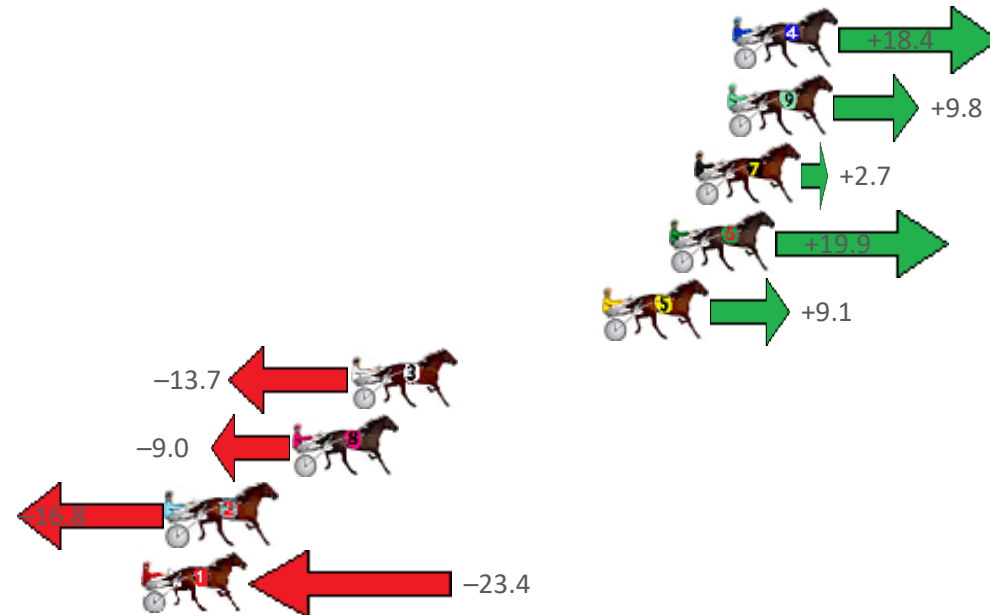
# Redcliffe Race 5 Distance 1780m

Monday, 10 October 2022

Gross Time: 2:14.90 MileRate: 2:01.90 LeadTime: 11.50s First Qtr: 29.90s Second Qtr: 30.20s Third Qtr: 31.00s Fourth Qtr: 32.30s

NoHorse	Plc	Mar	800 Posi	400 Posi	Time	3rd Qtr	4th Qtr
4 DONT YOUBE NAUG	1	0.0m	18.4m (1)	8.8m (3)	2:14.90	30.26s	31.59s
9 OFFICE BAD BOY	2	0.2m	10.0m (1)	5.4m (2)	2:14.92	30.65s	31.88s
7 MY ULTIMATE HEST	3	1.5m	4.2m (0)	4.2m (1)	2:15.03	31.00s	32.08s
6 CROSSED LEGS	4	2.5m	22.4m (1)	12.2m (0)	2:15.11	30.21s	31.52s
5 MISTER WOODPORT	5	5.1m	14.2m (1)	9.8m (1)	2:15.33	30.66s	31.92s
3 ALLY PINK	6	15.1m	1.4m (1)	0.0m (1)	2:16.17	30.87s	33.51s
8 JILLIBY GIZMO	7	17.4m	8.4m (0)	4.6m (0)	2:16.37	30.68s	33.33s
2 WRITEABOUTCHELSE	8	22.4m	5.6m (1)	1.4m (2)	2:16.79	30.64s	33.99s
1 LITTLE AUCKLAND	9	23.4m	0.0m (0)	0.2m (0)	2:16.87	30.98s	34.16s

Finish Position and metres gained from 800m



**Home of Australian Harness Sectionals**  
 PJ Harness Analyser      Daily Raw Data directly to your inbox

**NEW All Victorian Racing added as of 17 January 2022**

www.pjdata.com.au    admin@pjdata.com.au    www.facebook.com/PJHarnessRacing

RISE Digital, Harness Racing Australia nor the provider accepts any responsibility for the completeness or accuracy of any of the information contained herein, and makes no representations about its suitability for any particular purpose. Users should make their own judgements about those matters and/or seek independent advice. You assume all risks associated with use of data provided on this page

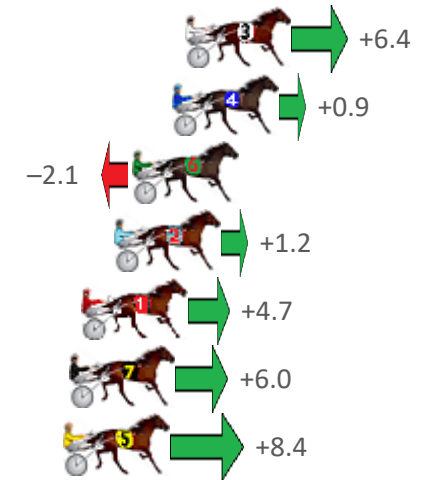
# Redcliffe Race 6 Distance 1780m

Monday, 10 October 2022

Gross Time: 2:12.40 MileRate: 1:59.70 LeadTime: 11.10s First Qtr: 31.50s Second Qtr: 32.40s Third Qtr: 29.00s Fourth Qtr: 28.40s

NoHorse	Plc	Mar	800 Posi	400 Posi	Time	3rd Qtr	4th Qtr
3 SHEZ NOTORIOUS	1	0.0m	6.4m (1)	4.2m (1)	2:12.40	28.84s	28.10s
4 ALTANA BLUE	2	0.5m	1.4m (1)	0.0m (1)	2:12.44	28.90s	28.44s
6 THERESACHANCE	3	2.1m	0.0m (0)	0.0m (0)	2:12.56	29.00s	28.55s
2 ZARAS A TREASURE	4	2.8m	4.0m (0)	4.2m (0)	2:12.61	29.01s	28.30s
1 CAMROLLER	5	4.1m	8.8m (0)	8.8m (0)	2:12.71	29.00s	28.07s
7 KANYE CRUSADER	6	4.6m	10.6m (1)	9.0m (1)	2:12.74	28.88s	28.09s
5 LETTERKENNY BOY	7	4.8m	13.2m (0)	13.4m (1)	2:12.76	29.01s	27.79s

## Finish Position and metres gained from 800m





**Home of Australian Harness Sectionals**

PJ Harness Analyser      Daily Raw Data directly to your inbox

**NEW** All Victorian Racing added as of 17 January 2022

www.pjdata.com.au    admin@pjdata.com.au    www.facebook.com/PJHarnessRacing



RISE Digital, Harness Racing Australia nor the provider accepts any responsibility for the completeness or accuracy of any of the information contained herein, and makes no representations about its suitability for any particular purpose. Users should make their own judgements about those matters and/or seek independent advice. You assume all risks associated with use of data provided on this page

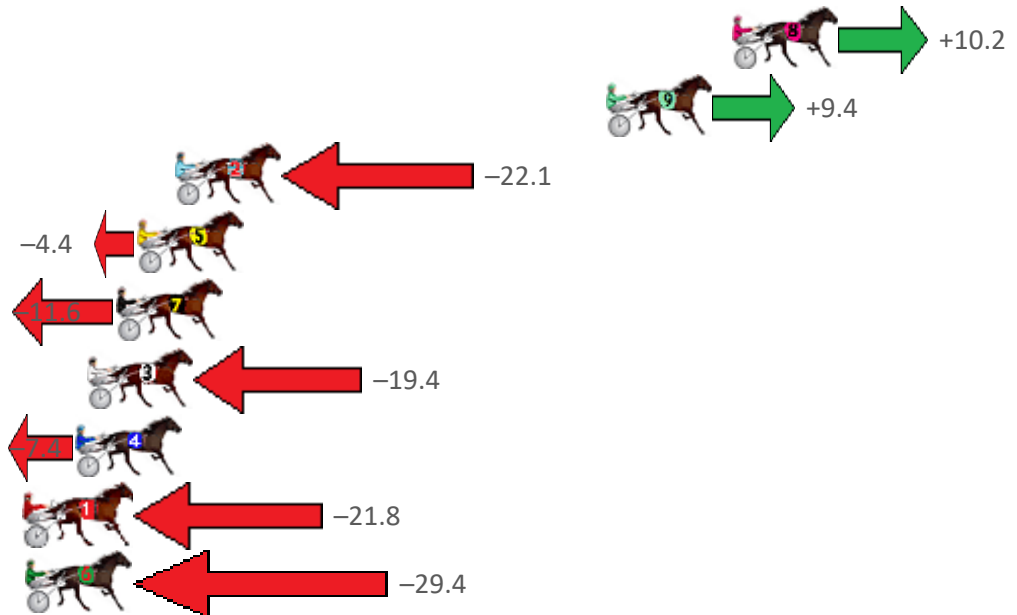
# Redcliffe Race 7 Distance 1780m

Monday, 10 October 2022

Gross Time: 2:12.40 MileRate: 1:59.70 LeadTime: 11.70s First Qtr: 30.40s Second Qtr: 29.90s Third Qtr: 29.90s Fourth Qtr: 30.50s

NoHorse	Plc	Mar	800 Posi	400 Posi	Time	3rd Qtr	4th Qtr
8 FLY CHEVAL	1	0.0m	10.2m (1)	1.0m (2)	2:12.40	29.21s	30.42s
9 MAJOR TRALEE	2	5.0m	14.4m (1)	5.4m (2)	2:12.80	29.22s	30.47s
2 NAUGHTYINHEAVEN	3	22.1m	0.0m (0)	0.4m (0)	2:14.16	29.91s	32.15s
5 JANG PEL	4	23.6m	19.2m (0)	15.4m (0)	2:14.28	29.61s	31.12s
7 RISKY BUZINESS	5	24.4m	12.8m (0)	10.4m (2)	2:14.35	29.71s	31.56s
3 BEEF CITY STARZZZ	6	25.6m	6.2m (1)	7.2m (1)	2:14.44	29.96s	31.90s
4 BEIDERBECKE	7	26.0m	18.6m (1)	11.2m (3)	2:14.48	29.33s	31.62s
1 MANOFLISA	8	30.0m	8.2m (0)	9.2m (0)	2:14.79	29.96s	32.08s
6 SUBTLE ADVICE	9	30.4m	1.0m (1)	0.0m (1)	2:14.83	29.80s	32.81s

Finish Position and metres gained from 800m





**Home of Australian Harness Sectionals**  
 PJ Harness Analyser      Daily Raw Data directly to your inbox

**All Victorian Racing added as of 17 January 2022**

[www.pjdata.com.au](http://www.pjdata.com.au)   
 [admin@pjdata.com.au](mailto:admin@pjdata.com.au)   
 [www.facebook.com/PJHarnessRacing](https://www.facebook.com/PJHarnessRacing)



RISE Digital, Harness Racing Australia nor the provider accepts any responsibility for the completeness or accuracy of any of the information contained herein, and makes no representations about its suitability for any particular purpose. Users should make their own judgements about those matters and/or seek independent advice. You assume all risks associated with use of data provided on this page

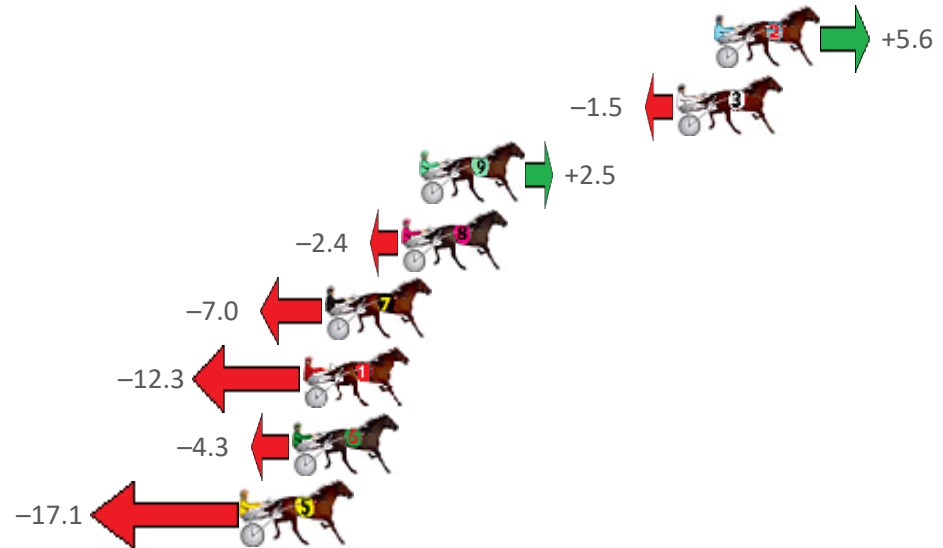
# Redcliffe Race 8 Distance 1780m

Monday, 10 October 2022

Gross Time: 2:14.40 MileRate: 2:01.50 LeadTime: 11.60s First Qtr: 31.70s Second Qtr: 31.80s Third Qtr: 30.00s Fourth Qtr: 29.30s

NoHorse	Plc	Mar	800 Posi	400 Posi	Time	3rd Qtr	4th Qtr
2 THE CROM	1	0.0m	5.6m (1)	7.6m (2)	2:14.40	30.14s	28.75s
3 EASTBRO TEX	2	1.5m	0.0m (0)	0.0m (0)	2:14.52	30.00s	29.41s
9 TORQUE IN CONTRO	3	11.7m	14.2m (1)	17.2m (2)	2:15.30	30.22s	28.90s
8 FEEL THE THRILL	4	12.4m	10.0m (1)	13.0m (2)	2:15.35	30.22s	29.26s
7 BATMAN BART	5	15.4m	8.4m (0)	12.4m (0)	2:15.58	30.30s	29.52s
1 DARTESIAN	6	16.3m	4.0m (0)	7.8m (0)	2:15.65	30.29s	29.92s
6 PAGO PAGO	7	16.7m	12.4m (0)	14.2m (1)	2:15.68	30.13s	29.48s
5 RAFFERTY DELIGHTS	8	18.7m	1.6m (1)	5.2m (1)	2:15.84	30.28s	30.28s

Finish Position and metres gained from 800m





**Home of Australian Harness Sectionals**

PJ Harness Analyser      Daily Raw Data directly to your inbox

**NEW** All Victorian Racing added as of 17 January 2022

www.pjdata.com.au    admin@pjdata.com.au    www.facebook.com/PJHarnessRacing



RISE Digital, Harness Racing Australia nor the provider accepts any responsibility for the completeness or accuracy of any of the information contained herein, and makes no representations about its suitability for any particular purpose. Users should make their own judgements about those matters and/or seek independent advice. You assume all risks associated with use of data provided on this page