

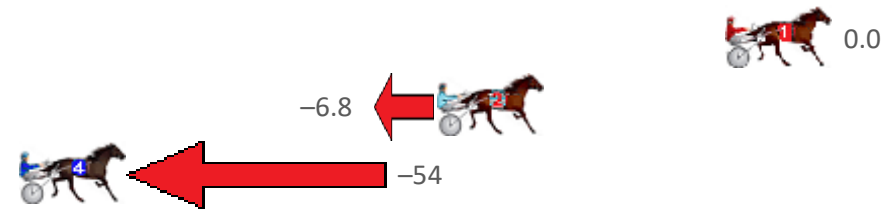
Redcliffe Race 1 Distance 1780m

Tuesday, 11 October 2022

Gross Time: 2:20.60 MileRate: 2:07.10 LeadTime: 15.40s First Qtr: 32.00s Second Qtr: 31.90s Third Qtr: 32.00s Fourth Qtr: 29.30s

NoHorse	Plc	Mar	800 Posi	400 Posi	Time	3rd Qtr	4th Qtr
1 GLENEAGLE REIGN	1	0.0m	0.0m (0)	0.0m (0)	2:20.60	32.00s	29.30s
2 UWOHALI	2	11.4m	4.6m (0)	4.6m (0)	2:21.48	32.02s	29.80s
4 PANDA FOOEY	3	113.6m	60.0m (0)	80.0m (0)	2:29.33	33.64s	31.75s

Finish Position and metres gained from 800m





Home of Australian Harness Sectionals
PJ Harness Analyser Daily Raw Data directly to your inbox

NEW All Victorian Racing added as of 17 January 2022

www.pjdata.com.au
 admin@pjdata.com.au
 www.facebook.com/PJHarnessRacing



RISE Digital, Harness Racing Australia nor the provider accepts any responsibility for the completeness or accuracy of any of the information contained herein, and makes no representations about its suitability for any particular purpose. Users should make their own judgements about those matters and/or seek independent advice. You assume all risks associated with use of data provided on this page

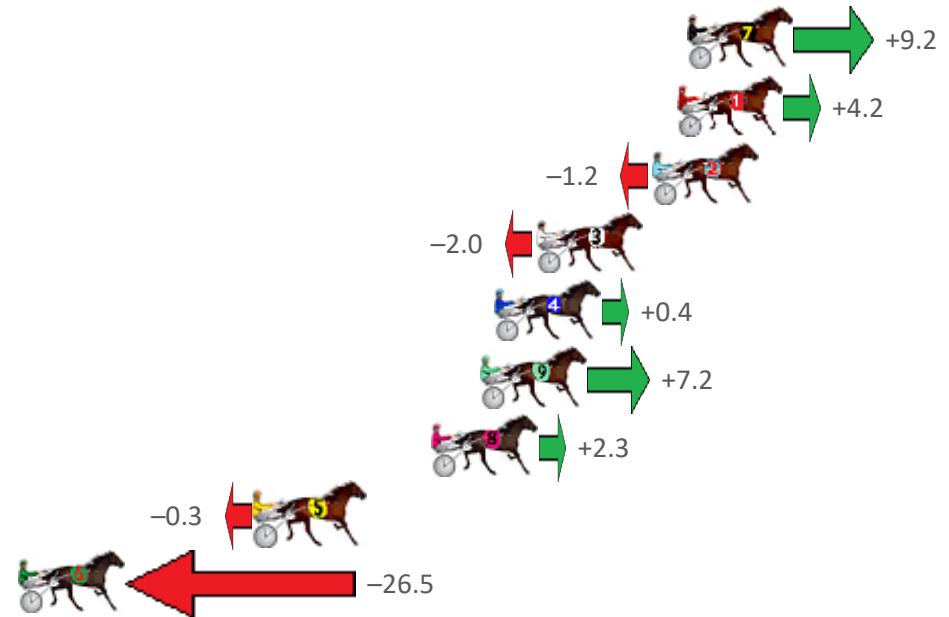
Redcliffe Race 2 Distance 1780m

Tuesday, 11 October 2022

Gross Time: 2:13.40 MileRate: 2:00.60 LeadTime: 11.50s First Qtr: 30.50s Second Qtr: 31.00s Third Qtr: 30.00s Fourth Qtr: 30.40s

NoHorse	Plc	Mar	800 Posi	400 Posi	Time	3rd Qtr	4th Qtr
7 EVERYSECONDCOUN	1	0.0m	9.2m (0)	9.2m (0)	2:13.40	30.00s	29.70s
1 JUST CALL ME MOLL	2	0.4m	4.6m (0)	4.6m (0)	2:13.43	30.00s	30.08s
2 HOTEL KYVALLEY	3	1.4m	0.2m (0)	0.0m (0)	2:13.51	29.98s	30.51s
3 YEA YOU	4	6.0m	4.0m (1)	6.2m (2)	2:13.88	30.17s	30.38s
4 AURORA	5	7.6m	8.0m (1)	10.2m (1)	2:14.00	30.17s	30.20s
9 HAMMER SON	6	8.2m	15.4m (0)	14.6m (0)	2:14.05	29.94s	29.92s
8 THE REAPER	7	10.1m	12.4m (1)	8.8m (3)	2:14.20	29.73s	30.50s
5 MIKEMARO	8	17.1m	16.8m (1)	15.2m (2)	2:14.76	29.88s	30.54s
6 CONFISCATED	9	26.5m	0.0m (1)	2.6m (1)	2:15.51	30.18s	32.21s

Finish Position and metres gained from 800m



Home of Australian Harness Sectionals
 PJ Harness Analyser Daily Raw Data directly to your inbox

NEW All Victorian Racing added as of 17 January 2022

www.pjdata.com.au
 admin@pjdata.com.au
 www.facebook.com/PJHarnessRacing

RISE Digital, Harness Racing Australia nor the provider accepts any responsibility for the completeness or accuracy of any of the information contained herein, and makes no representations about its suitability for any particular purpose. Users should make their own judgements about those matters and/or seek independent advice. You assume all risks associated with use of data provided on this page

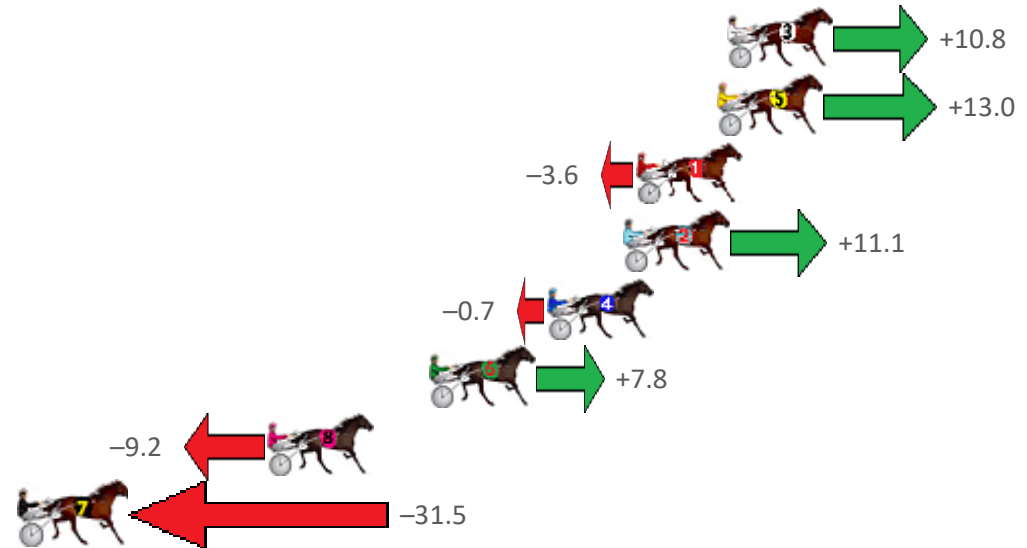
Redcliffe Race 3 Distance 1780m

Tuesday, 11 October 2022

Gross Time: 2:08.10 MileRate: 1:55.80 LeadTime: 11.20s First Qtr: 29.70s Second Qtr: 29.80s Third Qtr: 28.30s Fourth Qtr: 29.10s

NoHorse	Plc	Mar	800 Posi	400 Posi	Time	3rd Qtr	4th Qtr
3 LITTLELIONELJAMES	1	0.0m	10.8m (1)	8.2m (1)	2:08.10	28.12s	28.51s
5 CHAINLINC	2	0.4m	13.4m (0)	13.4m (0)	2:08.13	28.31s	28.16s
1 ONE LAST ROLL	3	3.6m	0.0m (0)	0.0m (0)	2:08.37	28.30s	29.36s
2 FAST TRACKER	4	4.1m	15.2m (1)	12.4m (1)	2:08.41	28.11s	28.50s
4 ALTA REVELRY	5	7.1m	6.4m (1)	4.2m (1)	2:08.64	28.14s	29.31s
6 LA SAFRON	6	11.8m	19.6m (1)	16.4m (1)	2:09.00	28.08s	28.77s
8 SPEED DATING	7	18.2m	9.0m (0)	9.4m (0)	2:09.49	28.32s	29.74s
7 BEALE STREET	8	35.9m	4.4m (0)	4.8m (0)	2:10.84	28.30s	31.35s

Finish Position and metres gained from 800m



Home of Australian Harness Sectionals
 PJ Harness Analyser Daily Raw Data directly to your inbox

NEW All Victorian Racing added as of 17 January 2022

www.pjdata.com.au
 admin@pjdata.com.au
 www.facebook.com/PJHarnessRacing

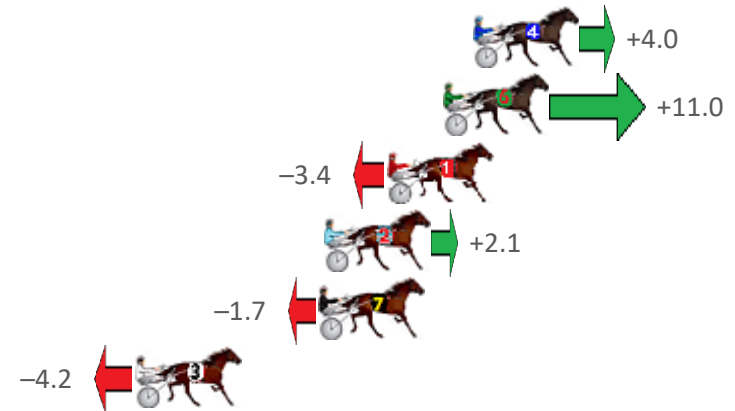
Redcliffe Race 4 Distance 1780m

Tuesday, 11 October 2022

Gross Time: 2:07.40 MileRate: 1:55.10 LeadTime: 11.30s First Qtr: 30.60s Second Qtr: 29.50s Third Qtr: 28.00s Fourth Qtr: 28.00s

NoHorse	Plc	Mar	800 Posi	400 Posi	Time	3rd Qtr	4th Qtr
4 TEDDY DISCO	1	0.0m	4.0m (1)	3.2m (1)	2:07.40	27.94s	27.78s
6 KEAYANG MARVEN	2	1.2m	12.2m (1)	11.8m (1)	2:07.49	27.97s	27.26s
1 MOLLIESMARYELLE	3	3.4m	0.0m (0)	0.0m (0)	2:07.65	28.00s	28.24s
2 FALCONS	4	5.9m	8.0m (1)	7.8m (1)	2:07.83	27.99s	27.87s
7 JUMPING JACK JIMM	5	6.1m	4.4m (0)	4.2m (0)	2:07.85	27.99s	28.13s
3 FIRST STRING	6	13.4m	9.2m (0)	8.8m (0)	2:08.39	27.97s	28.32s

Finish Position and metres gained from 800m





Home of Australian Harness Sectionals
 PJ Harness Analyser Daily Raw Data directly to your inbox

NEW All Victorian Racing added as of 17 January 2022

www.pjdata.com.au
 admin@pjdata.com.au
 www.facebook.com/PJHarnessRacing



RISE Digital, Harness Racing Australia nor the provider accepts any responsibility for the completeness or accuracy of any of the information contained herein, and makes no representations about its suitability for any particular purpose. Users should make their own judgements about those matters and/or seek independent advice. You assume all risks associated with use of data provided on this page

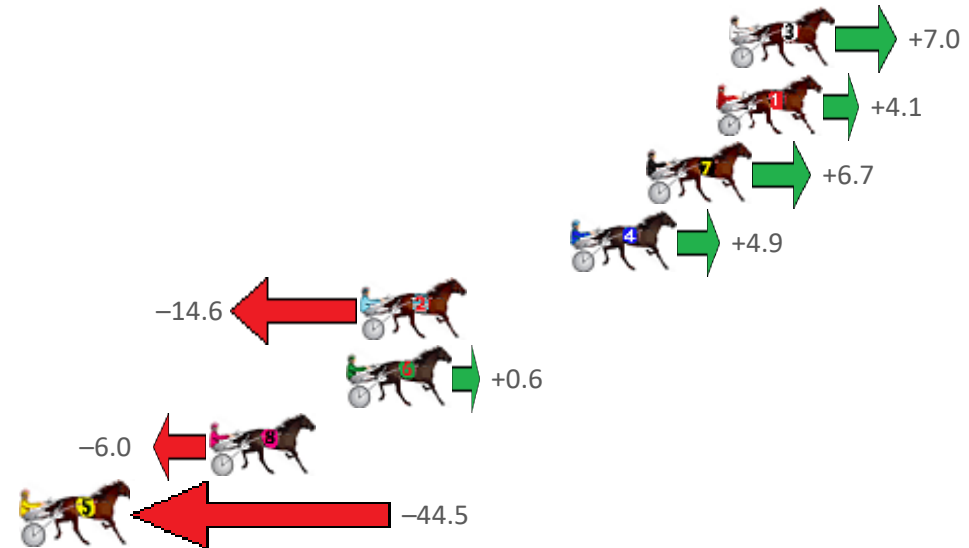
Redcliffe Race 5 Distance 1780m

Tuesday, 11 October 2022

Gross Time: 2:14.50 MileRate: 2:01.60 LeadTime: 11.60s First Qtr: 32.60s Second Qtr: 31.30s Third Qtr: 29.20s Fourth Qtr: 29.80s

NoHorse	Plc	Mar	800 Posi	400 Posi	Time	3rd Qtr	4th Qtr
3 TACTICS ARE ROLLIN	1	0.0m	7.0m (1)	8.6m (2)	2:14.50	29.32s	29.16s
1 WANDARY DELIGHT	2	0.5m	4.6m (0)	4.6m (0)	2:14.54	29.20s	29.50s
7 SHORT LEG SUE	3	3.3m	10.0m (0)	9.4m (0)	2:14.76	29.16s	29.35s
4 MORETTA	4	6.3m	11.2m (1)	16.4m (1)	2:14.99	29.59s	29.05s
2 DARED TO DREAM	5	14.6m	0.0m (0)	0.0m (0)	2:15.64	29.19s	30.88s
6 BURTON	6	15.2m	15.8m (1)	26.2m (0)	2:15.69	29.97s	28.99s
8 HEAVENS BABY	7	20.6m	14.6m (0)	13.8m (0)	2:16.11	29.14s	30.30s
5 CRADOCK	8	46.7m	2.2m (1)	23.0m (1)	2:18.15	30.71s	31.56s

Finish Position and metres gained from 800m





Home of Australian Harness Sectionals

PJ Harness Analyser Daily Raw Data directly to your inbox

NEW All Victorian Racing added as of 17 January 2022

www.pjdata.com.au admin@pjdata.com.au www.facebook.com/PJHarnessRacing



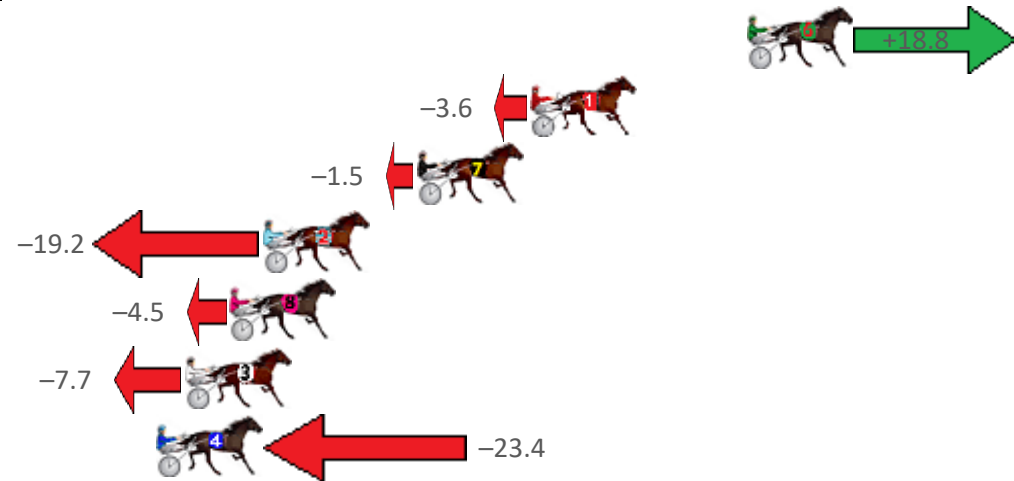
Redcliffe Race 6 Distance 1780m

Tuesday, 11 October 2022

Gross Time: 2:07.60 MileRate: 1:55.40 LeadTime: 11.20s First Qtr: 30.20s Second Qtr: 28.30s Third Qtr: 28.70s Fourth Qtr: 29.20s

NoHorse	Plc	Mar	800 Posi	400 Posi	Time	3rd Qtr	4th Qtr
6 JUST JOSHIN	1	0.0m	18.8m (1)	8.4m (2)	2:07.60	27.96s	28.59s
1 JAY TEE TYRON	2	8.6m	5.0m (0)	4.4m (0)	2:08.26	28.65s	29.50s
7 WOODLEA DIEGO	3	13.1m	11.6m (0)	8.2m (1)	2:08.60	28.45s	29.56s
2 LUXURY LAD	4	19.2m	0.0m (0)	0.0m (0)	2:09.07	28.69s	30.59s
8 STOMPEN	5	20.5m	16.0m (0)	12.2m (1)	2:09.17	28.42s	29.80s
3 MAJOR MISCHIEF	6	22.3m	14.6m (1)	22.2m (0)	2:09.31	29.25s	29.21s
4 GOLDEN SAND	7	23.4m	0.0m (1)	3.4m (1)	2:09.39	28.93s	30.65s

Finish Position and metres gained from 800m





Home of Australian Harness Sectionals

PJ Harness Analyser Daily Raw Data directly to your inbox

NEW All Victorian Racing added as of 17 January 2022

www.pjdata.com.au
 admin@pjdata.com.au
 www.facebook.com/PJHarnessRacing



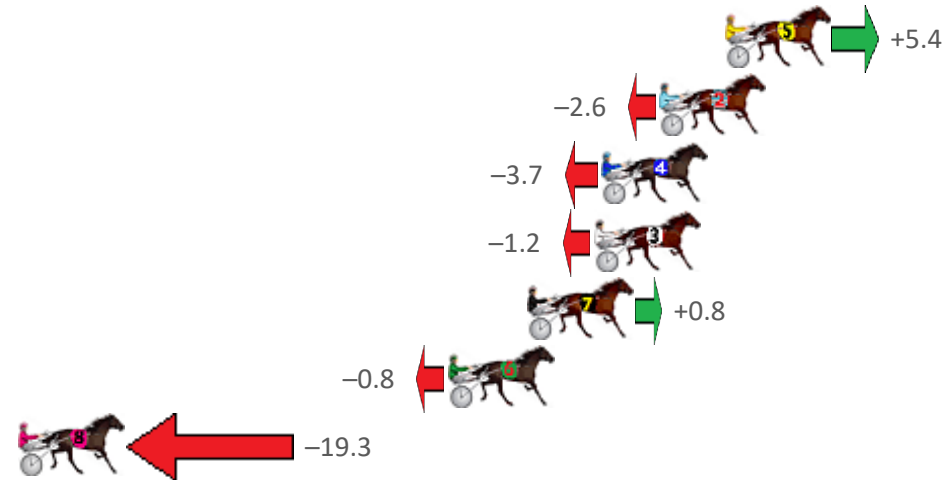
Redcliffe Race 7 Distance 2040m

Tuesday, 11 October 2022

Gross Time: 2:32.80 MileRate: 2:00.50 LeadTime: 31.60s First Qtr: 32.00s Second Qtr: 31.30s Third Qtr: 30.20s Fourth Qtr: 27.70s

NoHorse	Plc	Mar	800 Posi	400 Posi	Time	3rd Qtr	4th Qtr
5 CANT BLUFF YOU	1	0.0m	5.4m (1)	5.6m (2)	2:32.80	30.20s	27.31s
2 MY ULTIMATE VICTO	2	2.6m	0.0m (0)	0.0m (0)	2:32.99	30.21s	27.88s
4 FOUR FOR FOUR	3	4.9m	1.2m (1)	2.4m (1)	2:33.16	30.29s	27.87s
3 TALKERUP	4	5.2m	4.0m (0)	4.2m (0)	2:33.18	30.22s	27.77s
7 MOTU CULLEN	5	7.8m	8.6m (0)	8.6m (1)	2:33.37	30.20s	27.64s
6 SAILALONG SINBAD	6	11.0m	10.2m (1)	10.2m (2)	2:33.60	30.20s	27.76s
8 SUPERBON	7	33.3m	14.0m (0)	15.0m (1)	2:35.23	30.33s	28.96s

Finish Position and metres gained from 800m



Home of Australian Harness Sectionals
 PJ Harness Analyser Daily Raw Data directly to your inbox

All Victorian Racing added as of 17 January 2022

www.pjdata.com.au admin@pjdata.com.au www.facebook.com/PJHarnessRacing

RISE Digital, Harness Racing Australia nor the provider accepts any responsibility for the completeness or accuracy of any of the information contained herein, and makes no representations about its suitability for any particular purpose. Users should make their own judgements about those matters and/or seek independent advice. You assume all risks associated with use of data provided on this page

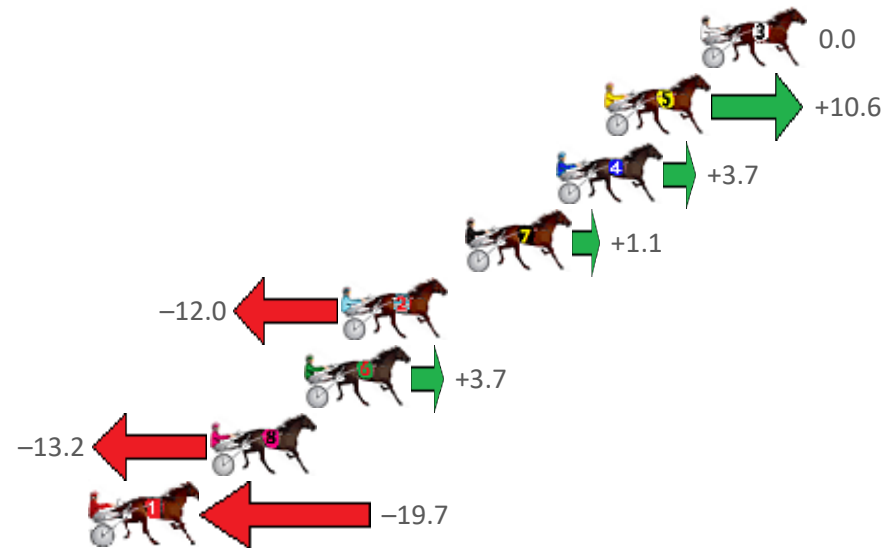
Redcliffe Race 8 Distance 1780m

Tuesday, 11 October 2022

Gross Time: 2:11.10 MileRate: 1:58.60 LeadTime: 10.90s First Qtr: 31.00s Second Qtr: 31.20s Third Qtr: 29.30s Fourth Qtr: 28.70s

NoHorse	Plc	Mar	800 Posi	400 Posi	Time	3rd Qtr	4th Qtr
3 BETTYS GOLD CLASS	1	0.0m	0.0m (0)	0.0m (0)	2:11.10	29.30s	28.70s
5 ASHLEE NITRO	2	3.8m	14.4m (1)	8.6m (2)	2:11.39	28.88s	28.36s
4 SHADYS DELIGHT	3	5.7m	9.4m (0)	10.2m (0)	2:11.53	29.35s	28.38s
7 REDBANK MOLLY	4	9.3m	10.4m (1)	4.4m (2)	2:11.80	28.87s	29.05s
2 EUGENIEN	5	14.2m	2.2m (1)	3.8m (1)	2:12.17	29.42s	29.44s
6 LANCELOT BROMAC	6	15.7m	19.4m (1)	14.4m (2)	2:12.28	28.94s	28.79s
8 FAVREAU	7	19.4m	6.2m (1)	8.2m (1)	2:12.56	29.45s	29.50s
1 LAZY BLAZE	8	24.1m	4.4m (0)	5.6m (0)	2:12.92	29.40s	30.02s

Finish Position and metres gained from 800m



Home of Australian Harness Sectionals
 PJ Harness Analyser Daily Raw Data directly to your inbox

NEW All Victorian Racing added as of 17 January 2022

www.pjdata.com.au
 admin@pjdata.com.au
 www.facebook.com/PJHarnessRacing

RISE Digital, Harness Racing Australia nor the provider accepts any responsibility for the completeness or accuracy of any of the information contained herein, and makes no representations about its suitability for any particular purpose. Users should make their own judgements about those matters and/or seek independent advice. You assume all risks associated with use of data provided on this page

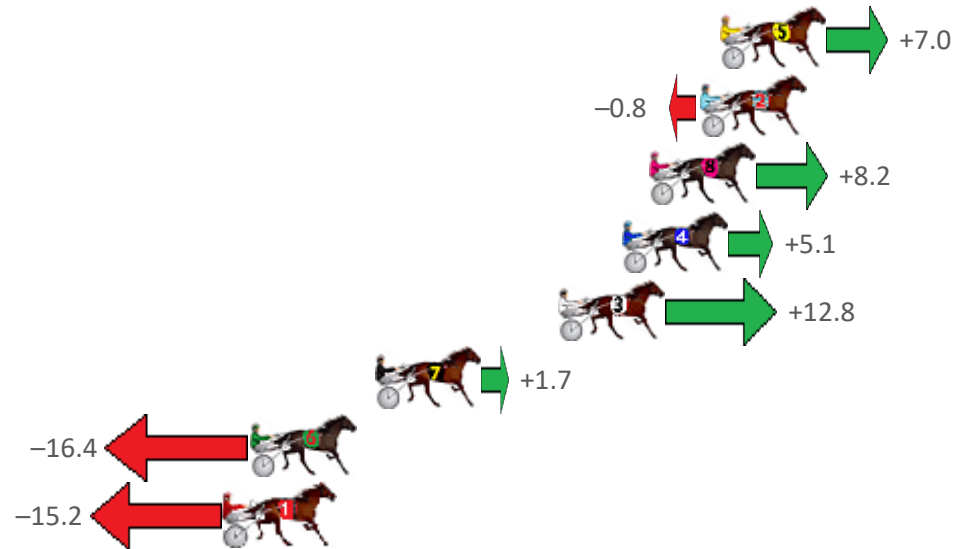
Redcliffe Race 9 Distance 1780m

Tuesday, 11 October 2022

Gross Time: 2:08.30 MileRate: 1:56.00 LeadTime: 11.30s First Qtr: 28.60s Second Qtr: 29.50s Third Qtr: 29.00s Fourth Qtr: 29.90s

NoHorse	Plc	Mar	800 Posi	400 Posi	Time	3rd Qtr	4th Qtr
5 MOHS EM DOWN	1	0.0m	7.0m (1)	10.2m (2)	2:08.30	29.25s	29.14s
2 MAFUTA VAUTIN	2	0.8m	0.0m (0)	0.0m (0)	2:08.36	29.00s	29.96s
8 PARAVANI	3	2.8m	11.0m (1)	14.4m (2)	2:08.52	29.26s	29.04s
4 JONAH JONES	4	3.9m	9.0m (0)	9.4m (0)	2:08.61	29.04s	29.49s
3 TULHURST ACE	5	6.4m	19.2m (1)	20.4m (1)	2:08.80	29.10s	28.86s
7 COURAGEOUS SAINT	6	13.7m	15.4m (1)	17.4m (0)	2:09.37	29.15s	29.62s
6 MARETTI	7	18.6m	2.2m (1)	8.2m (1)	2:09.76	29.43s	30.67s
1 SOME EXCUSESOME	8	19.6m	4.4m (0)	5.0m (0)	2:09.84	29.03s	30.99s

Finish Position and metres gained from 800m





Home of Australian Harness Sectionals
 PJ Harness Analyser Daily Raw Data directly to your inbox

NEW All Victorian Racing added as of 17 January 2022

www.pjdata.com.au
 admin@pjdata.com.au
 www.facebook.com/PJHarnessRacing



RISE Digital, Harness Racing Australia nor the provider accepts any responsibility for the completeness or accuracy of any of the information contained herein, and makes no representations about its suitability for any particular purpose. Users should make their own judgements about those matters and/or seek independent advice. You assume all risks associated with use of data provided on this page