

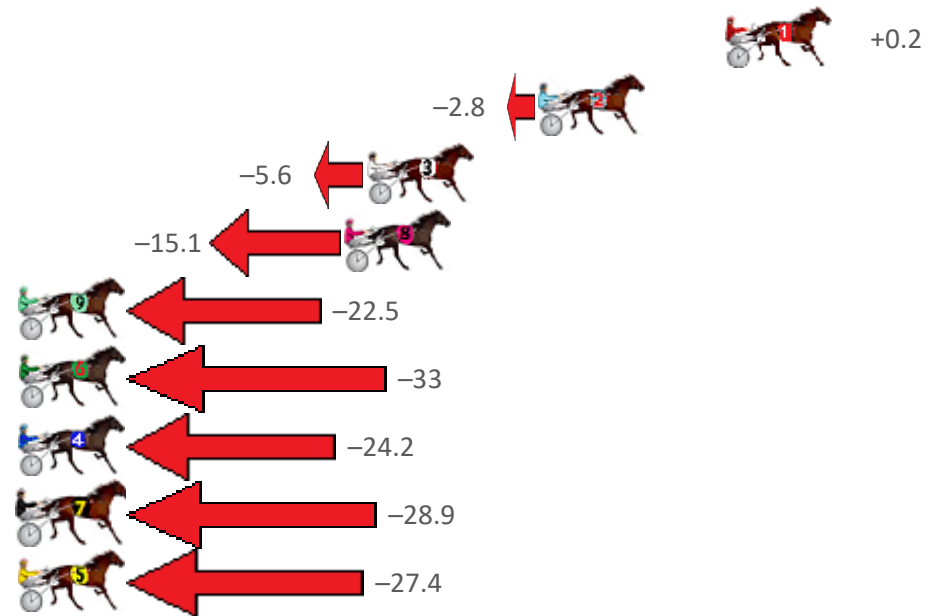
# Redcliffe Race 1 Distance 1780m

Thursday, 13 October 2022

Gross Time: 2:12.20 MileRate: 1:59.60 LeadTime: 11.30s First Qtr: 31.20s Second Qtr: 30.60s Third Qtr: 29.70s Fourth Qtr: 29.40s

NoHorse	Plc	Mar	800 Posi	400 Posi	Time	3rd Qtr	4th Qtr
1 JADES DIAMOND	1	0.0m	0.2m (0)	0.0m (0)	2:12.20	29.69s	29.40s
2 EXWHYGEETEE	2	7.4m	4.6m (0)	7.8m (0)	2:12.77	29.93s	29.37s
3 PAYOUT	3	14.2m	8.6m (1)	14.8m (1)	2:13.29	30.16s	29.36s
8 SUBTLE CHAY	4	15.1m	0.0m (1)	4.6m (1)	2:13.36	30.04s	30.17s
9 BOOM BOOM BOY	5	35.5m	13.0m (1)	20.8m (1)	2:14.94	30.28s	30.47s
6 MELTON QUALITY	6	36.5m	4.2m (1)	9.8m (1)	2:15.01	30.12s	31.35s
4 MAJOR PAINT	7	37.6m	13.4m (0)	22.2m (0)	2:15.10	30.35s	30.53s
7 MAGIC NITRO	8	38.1m	9.2m (0)	17.6m (0)	2:15.14	30.32s	30.90s
5 MINARUA	9	44.8m	17.4m (1)	24.6m (2)	2:15.65	30.24s	30.88s

Finish Position and metres gained from 800m



**Home of Australian Harness Sectionals**

PJ Harness Analyser      Daily Raw Data directly to your inbox

**NEW** All Victorian Racing added as of 17 January 2022

[www.pjdata.com.au](http://www.pjdata.com.au)   
 [admin@pjdata.com.au](mailto:admin@pjdata.com.au)   
 [www.facebook.com/PJHarnessRacing](https://www.facebook.com/PJHarnessRacing)

RISE Digital, Harness Racing Australia nor the provider accepts any responsibility for the completeness or accuracy of any of the information contained herein, and makes no representations about its suitability for any particular purpose. Users should make their own judgements about those matters and/or seek independent advice. You assume all risks associated with use of data provided on this page

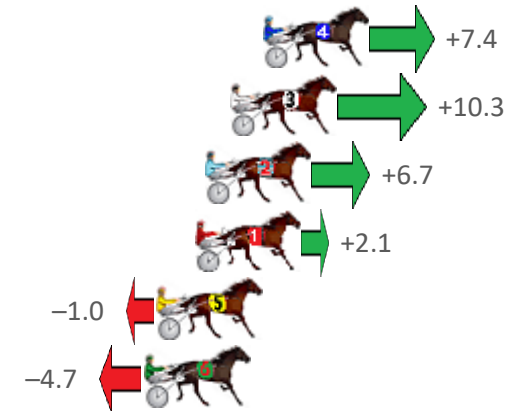
# Redcliffe Race 2 Distance 1780m

Thursday, 13 October 2022

Gross Time: 2:09.40    MileRate: 1:57.00    LeadTime: 11.20s    First Qtr: 30.70s    Second Qtr: 30.20s    Third Qtr: 28.30s    Fourth Qtr: 29.00s

No Horse	Plc	Mar	800 Posi	400 Posi	Time	3rd Qtr	4th Qtr
4 SURF ACE	1	0.0m	7.4m (1)	5.6m (2)	2:09.40	28.18s	28.60s
3 LETTERKENNY BOY	2	1.3m	11.6m (1)	11.0m (1)	2:09.50	28.27s	28.30s
2 SQUARE DEALER	3	2.3m	9.0m (0)	8.4m (0)	2:09.58	28.26s	28.56s
1 LANOCH BOY	4	2.7m	4.8m (0)	4.4m (0)	2:09.61	28.27s	28.88s
5 BRIAN CHRISTOPHER	5	4.2m	3.2m (1)	3.4m (1)	2:09.72	28.31s	29.06s
6 TEAGAN BANNER	6	4.7m	0.0m (0)	0.0m (0)	2:09.76	28.30s	29.34s

## Finish Position and metres gained from 800m





**Home of Australian Harness Sectionals**

PJ Harness Analyser    Daily Raw Data directly to your inbox

**NEW** All Victorian Racing added as of 17 January 2022

www.pjdata.com.au    admin@pjdata.com.au    www.facebook.com/PJHarnessRacing



RISE Digital, Harness Racing Australia nor the provider accepts any responsibility for the completeness or accuracy of any of the information contained herein, and makes no representations about its suitability for any particular purpose. Users should make their own judgements about those matters and/or seek independent advice. You assume all risks associated with use of data provided on this page

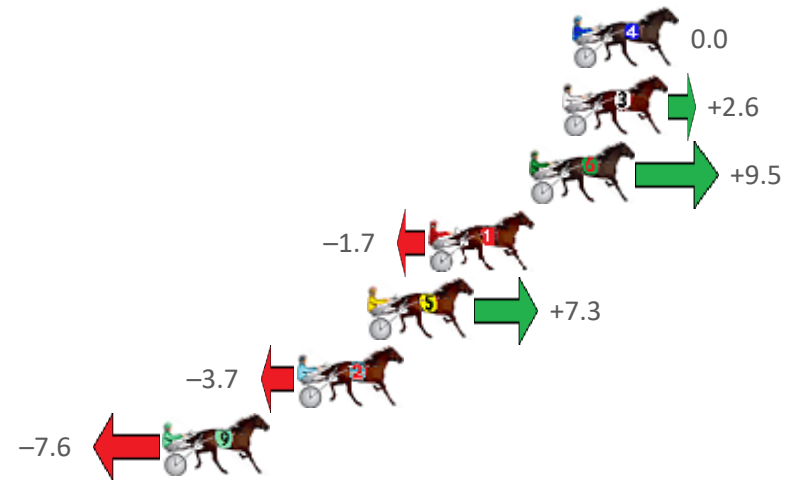
# Redcliffe Race 3 Distance 1780m

Thursday, 13 October 2022

Gross Time: 2:14.20 MileRate: 2:01.40 LeadTime: 11.80s First Qtr: 31.50s Second Qtr: 31.60s Third Qtr: 30.10s Fourth Qtr: 29.20s

NoHorse	Plc	Mar	800 Posi	400 Posi	Time	3rd Qtr	4th Qtr
4 LITTLEDEE	1	0.0m	0.0m (0)	0.0m (0)	2:14.20	30.10s	29.20s
3 CAUGHT OUT	2	0.4m	3.0m (1)	2.6m (1)	2:14.23	30.07s	29.04s
6 CHASIN DREAMZ	3	1.7m	11.2m (1)	7.6m (2)	2:14.33	29.83s	28.77s
1 AROONA	4	5.7m	4.0m (0)	4.4m (0)	2:14.64	30.13s	29.29s
5 SOULWRITER	5	8.1m	15.4m (1)	12.4m (2)	2:14.82	29.87s	28.89s
2 TODAYS HERO	6	10.9m	7.2m (1)	7.4m (1)	2:15.03	30.12s	29.45s
9 BEE GEES BEST	7	16.2m	8.6m (0)	9.6m (0)	2:15.44	30.18s	29.68s

Finish Position and metres gained from 800m



**Home of Australian Harness Sectionals**  
 PJ Harness Analyser      Daily Raw Data directly to your inbox

All Victorian Racing added as of 17 January 2022

www.pjdata.com.au    admin@pjdata.com.au    www.facebook.com/PJHarnessRacing

RISE Digital, Harness Racing Australia nor the provider accepts any responsibility for the completeness or accuracy of any of the information contained herein, and makes no representations about its suitability for any particular purpose. Users should make their own judgements about those matters and/or seek independent advice. You assume all risks associated with use of data provided on this page

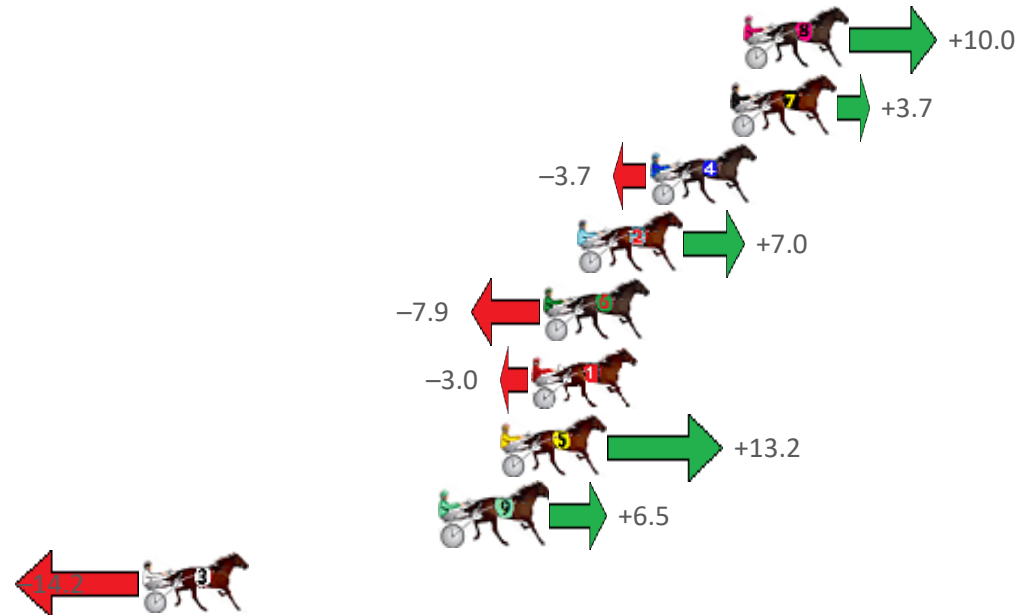
# Redcliffe Race 4 Distance 1780m

Thursday, 13 October 2022

Gross Time: 2:11.70 MileRate: 1:59.10 LeadTime: 11.20s First Qtr: 30.70s Second Qtr: 30.70s Third Qtr: 29.40s Fourth Qtr: 29.70s

NoHorse	Plc	Mar	800 Posi	400 Posi	Time	3rd Qtr	4th Qtr
8 VERMONT	1	0.0m	10.0m (0)	8.2m (0)	2:11.70	29.27s	29.09s
7 NON PASSARE	2	0.5m	4.2m (1)	4.4m (1)	2:11.74	29.42s	29.41s
4 TULHURST CUDDLES	3	3.7m	0.0m (1)	0.2m (1)	2:11.99	29.41s	29.96s
2 MOLLIDOR	4	6.6m	13.6m (1)	12.4m (1)	2:12.21	29.31s	29.27s
6 ILLAWONG DREAMTI	5	7.9m	0.0m (0)	0.0m (0)	2:12.31	29.40s	30.28s
1 CHAMPAGNE REACT	6	8.4m	5.4m (0)	4.0m (0)	2:12.35	29.30s	30.02s
5 DUKE	7	9.6m	22.8m (1)	15.6m (2)	2:12.45	28.87s	29.26s
9 GO JO JOLT	8	11.9m	18.4m (1)	9.2m (2)	2:12.63	28.72s	29.90s
3 MELTON MAX GENT	9	23.8m	9.6m (1)	8.4m (1)	2:13.55	29.31s	30.84s

Finish Position and metres gained from 800m



**Home of Australian Harness Sectionals**  
 PJ Harness Analyser      Daily Raw Data directly to your inbox

**NEW All Victorian Racing added as of 17 January 2022**

[www.pjdata.com.au](http://www.pjdata.com.au)    [admin@pjdata.com.au](mailto:admin@pjdata.com.au)    [www.facebook.com/PJHarnessRacing](https://www.facebook.com/PJHarnessRacing)

RISE Digital, Harness Racing Australia nor the provider accepts any responsibility for the completeness or accuracy of any of the information contained herein, and makes no representations about its suitability for any particular purpose. Users should make their own judgements about those matters and/or seek independent advice. You assume all risks associated with use of data provided on this page

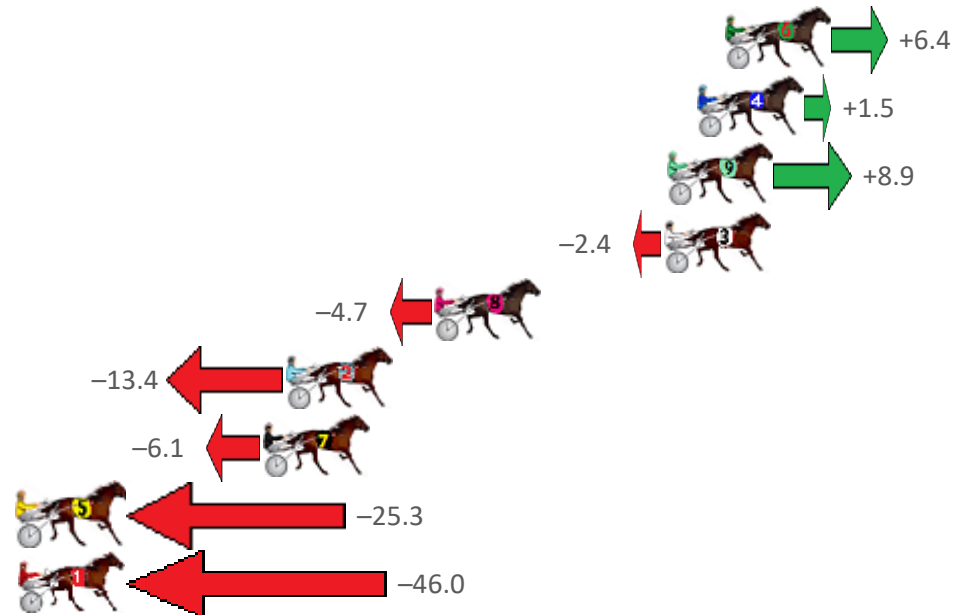
# Redcliffe Race 5 Distance 1780m

Thursday, 13 October 2022

Gross Time: 2:11.60 MileRate: 1:59.00 LeadTime: 11.30s First Qtr: 28.90s Second Qtr: 32.70s Third Qtr: 29.40s Fourth Qtr: 29.30s

NoHorse	Plc	Mar	800 Posi	400 Posi	Time	3rd Qtr	4th Qtr
6 MONTEREY JACK	1	0.0m	6.4m (2)	0.6m (2)	2:11.60	28.98s	29.26s
4 STUDLEIGH WILL	2	1.1m	2.6m (1)	1.0m (1)	2:11.68	29.28s	29.31s
9 HEAVENLY WISDOM	3	2.3m	11.2m (1)	10.8m (3)	2:11.78	29.37s	28.68s
3 GETALOADATHISBRO	4	2.4m	0.0m (0)	0.0m (0)	2:11.78	29.40s	29.47s
8 SARIE MARAIS	5	11.5m	6.8m (1)	6.6m (1)	2:12.48	29.39s	29.66s
2 KOTARE ELITE	6	17.4m	4.0m (0)	4.6m (0)	2:12.94	29.45s	30.23s
7 MALIBU DREAM	7	18.3m	12.2m (0)	11.2m (1)	2:13.01	29.33s	29.82s
5 IMAJIVA	8	37.1m	11.8m (2)	8.2m (2)	2:14.45	29.14s	31.41s
1 MELTON KILLARA	9	54.2m	8.2m (0)	12.4m (0)	2:15.76	29.71s	32.34s

Finish Position and metres gained from 800m





**Home of Australian Harness Sectionals**

PJ Harness Analyser      Daily Raw Data directly to your inbox

**NEW** All Victorian Racing added as of 17 January 2022

www.pjdata.com.au    admin@pjdata.com.au    www.facebook.com/PJHarnessRacing



RISE Digital, Harness Racing Australia nor the provider accepts any responsibility for the completeness or accuracy of any of the information contained herein, and makes no representations about its suitability for any particular purpose. Users should make their own judgements about those matters and/or seek independent advice. You assume all risks associated with use of data provided on this page

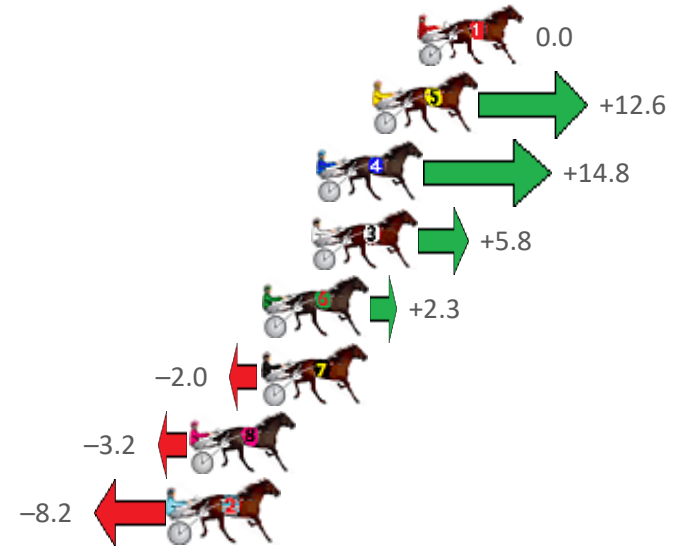
# Redcliffe Race 6 Distance 2040m

Thursday, 13 October 2022

Gross Time: 2:31.40 MileRate: 1:59.50 LeadTime: 31.20s First Qtr: 32.00s Second Qtr: 30.60s Third Qtr: 29.10s Fourth Qtr: 28.50s

NoHorse	Plc	Mar	800 Posi	400 Posi	Time	3rd Qtr	4th Qtr
1 KATACHA MAN	1	0.0m	0.0m (0)	0.0m (0)	2:31.40	29.10s	28.50s
5 THE GENERAL	2	1.8m	14.4m (1)	6.6m (2)	2:31.53	28.54s	28.16s
4 HE SAID SHE SAID	3	4.0m	18.8m (1)	2.6m (2)	2:31.70	27.94s	28.60s
3 BRIDGE COIN	4	4.2m	10.0m (1)	10.2m (1)	2:31.71	29.11s	28.07s
6 SHADOW MINISTER	5	6.1m	8.4m (0)	8.8m (0)	2:31.86	29.13s	28.31s
7 LITTLE CHANGE	6	6.2m	4.2m (0)	4.6m (0)	2:31.86	29.13s	28.61s
8 BONNIES CAM	7	9.0m	5.8m (1)	4.8m (1)	2:32.07	29.03s	28.80s
2 ONLYSBEST	8	9.8m	1.6m (1)	0.6m (1)	2:32.13	29.04s	29.15s

Finish Position and metres gained from 800m



**Home of Australian Harness Sectionals**  
PJ Harness Analyser      Daily Raw Data directly to your inbox

**NEW** All Victorian Racing added as of 17 January 2022

www.pjdata.com.au    admin@pjdata.com.au    www.facebook.com/PJHarnessRacing

RISE Digital, Harness Racing Australia nor the provider accepts any responsibility for the completeness or accuracy of any of the information contained herein, and makes no representations about its suitability for any particular purpose. Users should make their own judgements about those matters and/or seek independent advice. You assume all risks associated with use of data provided on this page

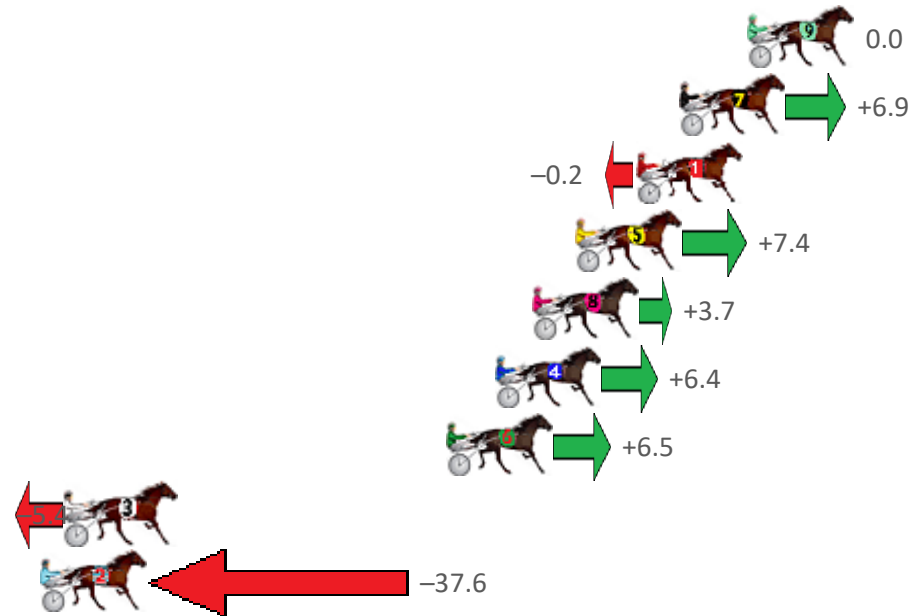
# Redcliffe Race 7 Distance 1780m

Thursday, 13 October 2022

Gross Time: 2:10.00 MileRate: 1:57.50 LeadTime: 11.70s First Qtr: 30.90s Second Qtr: 29.40s Third Qtr: 28.50s Fourth Qtr: 29.50s

NoHorse	Plc	Mar	800 Posi	400 Posi	Time	3rd Qtr	4th Qtr
9 THE CASUAL GOOSE	1	0.0m	0.0m (0)	0.0m (0)	2:10.00	28.50s	29.50s
7 JET FORCE	2	2.7m	9.6m (0)	11.4m (1)	2:10.21	28.64s	28.86s
1 SCHOOBY	3	4.4m	4.2m (0)	7.0m (0)	2:10.34	28.71s	29.31s
5 SCHEU CREEK	4	6.8m	14.2m (0)	16.0m (0)	2:10.53	28.64s	28.83s
8 GETALOADATHISGIR	5	8.5m	12.2m (1)	11.6m (2)	2:10.66	28.46s	29.27s
4 SHEZ GOT BLING	6	10.0m	16.4m (1)	18.8m (1)	2:10.77	28.68s	28.85s
6 IM A CLASSY GIRL	7	11.9m	18.4m (0)	21.4m (0)	2:10.92	28.73s	28.80s
3 FLASH FREDDIE	8	27.0m	21.6m (1)	24.6m (1)	2:12.09	28.71s	29.68s
2 BEYONSKI	9	45.6m	8.0m (1)	20.8m (2)	2:13.53	29.39s	31.32s

Finish Position and metres gained from 800m



**Home of Australian Harness Sectionals**  
 PJ Harness Analyser      Daily Raw Data directly to your inbox

**NEW** All Victorian Racing added as of 17 January 2022

[www.pjdata.com.au](http://www.pjdata.com.au)   
 [admin@pjdata.com.au](mailto:admin@pjdata.com.au)   
 [www.facebook.com/PJHarnessRacing](https://www.facebook.com/PJHarnessRacing)

RISE Digital, Harness Racing Australia nor the provider accepts any responsibility for the completeness or accuracy of any of the information contained herein, and makes no representations about its suitability for any particular purpose. Users should make their own judgements about those matters and/or seek independent advice. You assume all risks associated with use of data provided on this page

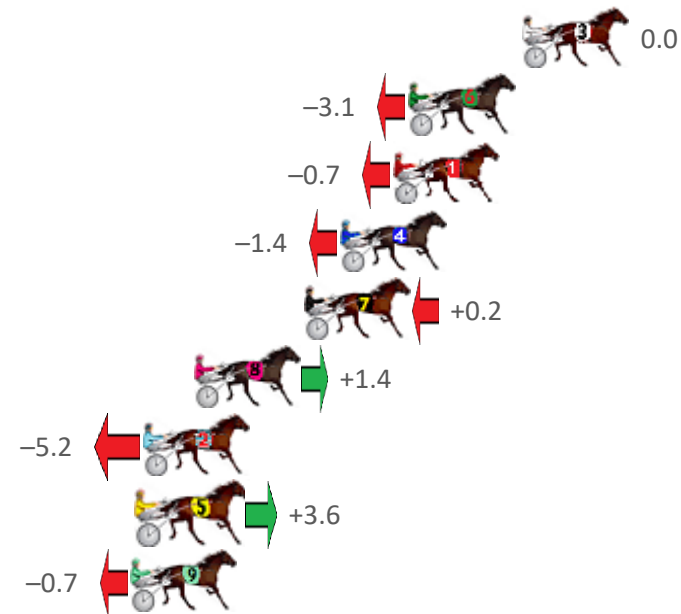
# Redcliffe Race 8 Distance 1780m

Thursday, 13 October 2022

Gross Time: 2:09.30 MileRate: 1:56.90 LeadTime: 11.00s First Qtr: 31.00s Second Qtr: 30.40s Third Qtr: 28.50s Fourth Qtr: 28.40s

NoHorse	Plc	Mar	800 Posi	400 Posi	Time	3rd Qtr	4th Qtr
3 STORMTIDE	1	0.0m	0.0m (0)	0.0m (0)	2:09.30	28.50s	28.40s
6 WHOSTOLEMYPIGEO	2	4.5m	1.4m (1)	3.2m (1)	2:09.64	28.63s	28.49s
1 RECIPE FOR DREAMI	3	5.1m	4.4m (0)	4.2m (0)	2:09.68	28.49s	28.46s
4 VOODOO FELLA	4	7.2m	5.8m (1)	7.8m (1)	2:09.84	28.64s	28.36s
7 PURPLE SHADES	5	8.6m	8.8m (0)	8.2m (0)	2:09.94	28.46s	28.43s
8 JAZIAH	6	13.0m	14.4m (1)	16.6m (1)	2:10.27	28.66s	28.15s
2 DOOLITTLE DOOZZIE	7	15.0m	9.8m (1)	12.2m (1)	2:10.42	28.67s	28.60s
5 DEVOUGED	8	15.2m	18.8m (1)	21.2m (1)	2:10.43	28.67s	27.98s
9 ITS SUPER EASY	9	15.5m	14.8m (0)	13.4m (0)	2:10.46	28.40s	28.55s

Finish Position and metres gained from 800m





**Home of Australian Harness Sectionals**  
 PJ Harness Analyser      Daily Raw Data directly to your inbox

**NEW All Victorian Racing added as of 17 January 2022**

[www.pjdata.com.au](http://www.pjdata.com.au)    [admin@pjdata.com.au](mailto:admin@pjdata.com.au)    [www.facebook.com/PJHarnessRacing](https://www.facebook.com/PJHarnessRacing)





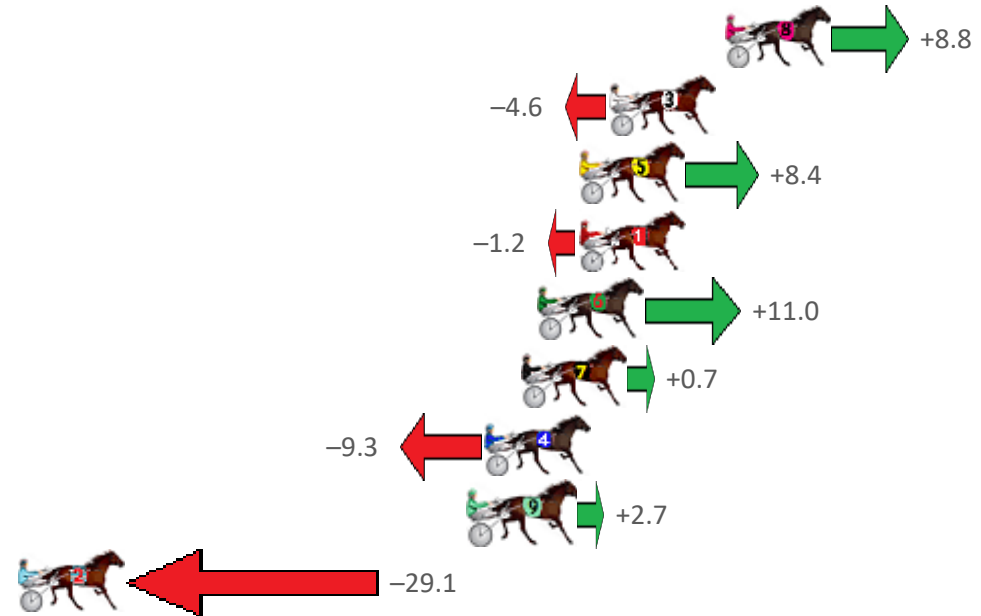
# Redcliffe Race 9 Distance 1780m

Thursday, 13 October 2022

Gross Time: 2:11.80 MileRate: 1:59.20 LeadTime: 11.30s First Qtr: 30.70s Second Qtr: 31.20s Third Qtr: 29.20s Fourth Qtr: 29.40s

NoHorse	Plc	Mar	800 Posi	400 Posi	Time	3rd Qtr	4th Qtr
8 ILLBEWATCHING	1	0.0m	8.8m (1)	12.2m (1)	2:11.80	29.45s	28.51s
3 MELTON INSULTED	2	4.6m	0.0m (0)	0.0m (0)	2:12.15	29.20s	29.74s
5 PRINCE JOY	3	5.8m	14.2m (1)	17.0m (1)	2:12.25	29.41s	28.58s
1 KASE	4	5.8m	4.6m (0)	4.8m (0)	2:12.25	29.21s	29.47s
6 HEZ ON THE BUZZER	5	7.4m	18.4m (1)	14.6m (2)	2:12.37	28.92s	28.87s
7 LIFEINHEAVEN	6	8.1m	8.8m (0)	10.0m (0)	2:12.42	29.29s	29.26s
4 MACH TORQUE	7	9.5m	0.2m (1)	3.0m (1)	2:12.53	29.40s	29.88s
9 CHARLEVOIX	8	10.1m	12.8m (0)	14.4m (0)	2:12.58	29.32s	29.09s
2 BARROOM BLITZ	9	33.7m	4.6m (1)	7.0m (2)	2:14.40	29.37s	31.35s

Finish Position and metres gained from 800m



**Home of Australian Harness Sectionals**  
 PJ Harness Analyser      Daily Raw Data directly to your inbox

**NEW All Victorian Racing added as of 17 January 2022**

[www.pjdata.com.au](http://www.pjdata.com.au)   
 [admin@pjdata.com.au](mailto:admin@pjdata.com.au)   
 [www.facebook.com/PJHarnessRacing](https://www.facebook.com/PJHarnessRacing)

RISE Digital, Harness Racing Australia nor the provider accepts any responsibility for the completeness or accuracy of any of the information contained herein, and makes no representations about its suitability for any particular purpose. Users should make their own judgements about those matters and/or seek independent advice. You assume all risks associated with use of data provided on this page