

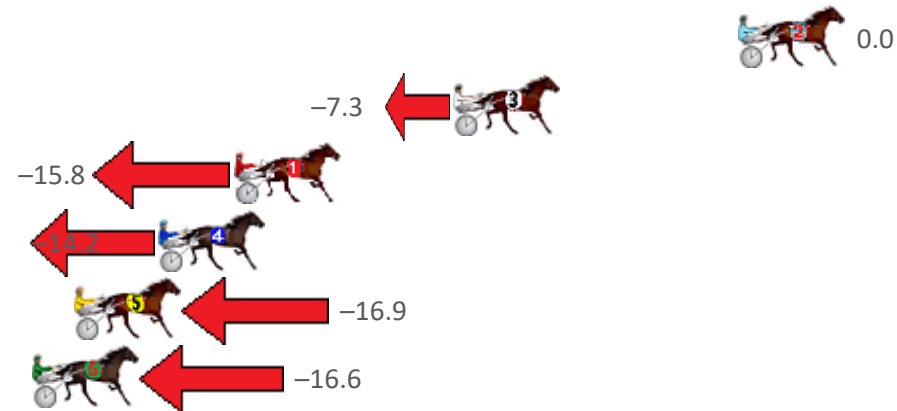
Albion Park Race 1 Distance 1660m

Tuesday, 18 October 2022

Gross Time: 2:00.80 MileRate: 1:57.10 LeadTime: 3.70s First Qtr: 29.50s Second Qtr: 30.50s Third Qtr: 29.80s Fourth Qtr: 27.30s

NoHorse	Plc	Mar	800 Posi	400 Posi	Time	3rd Qtr	4th Qtr
2 FREE THINKER	1	0.0m	0.0m (0)	0.0m (0)	2:00.80	29.80s	27.30s
3 MORETTA	2	11.3m	4.0m (1)	2.8m (1)	2:01.61	29.74s	27.88s
1 ASH AND JO	3	20.0m	4.2m (0)	5.2m (0)	2:02.24	29.92s	28.30s
4 LUCKY JIM	4	23.0m	8.8m (0)	9.8m (0)	2:02.45	29.91s	28.20s
5 WANDARY DELIGHT	5	26.3m	9.4m (1)	7.8m (1)	2:02.69	29.74s	28.56s
6 KEITH WILL DO	6	30.8m	14.2m (1)	12.6m (1)	2:03.01	29.74s	28.54s

Finish Position and metres gained from 800m





Home of Australian Harness Sectionals

PJ Harness Analyser Daily Raw Data directly to your inbox

All Victorian Racing added as of 17 January 2022

www.pjdata.com.au
admin@pjdata.com.au
www.facebook.com/PJHarnessRacing



RISE Digital, Harness Racing Australia nor the provider accepts any responsibility for the completeness or accuracy of any of the information contained herein, and makes no representations about its suitability for any particular purpose. Users should make their own judgements about those matters and/or seek independent advice. You assume all risks associated with use of data provided on this page


Albion Park Race 2 Distance 2138m

Tuesday, 18 October 2022

Gross Time: 2:32.00 MileRate: 1:54.40 LeadTime: 35.30s First Qtr: 30.30s Second Qtr: 29.40s Third Qtr: 28.70s Fourth Qtr: 28.30s

NoHorse	Plc	Mar	800 Posi	400 Posi	Time	3rd Qtr	4th Qtr
6 SAM IS PERFECTION	1	0.0m	6.8m (1)	6.4m (2)	2:32.00	28.67s	27.85s
1 OHOKA JIMMY	2	8.2m	8.2m (0)	8.6m (0)	2:32.61	28.73s	28.27s
5 MISTERFREEZE	3	14.2m	0.0m (0)	0.0m (0)	2:33.06	28.71s	29.30s
4 OUR MAJOR DAY	4	15.1m	4.0m (0)	4.2m (0)	2:33.12	28.72s	29.07s
2 MARETTI	5	35.9m	2.6m (1)	11.2m (1)	2:34.67	29.32s	30.04s
3 SOME EXCUSESOME	6	81.5m	12.4m (0)	15.2m (0)	2:38.06	28.93s	32.96s

Finish Position and metres gained from 800m





Home of Australian Harness Sectionals
 PJ Harness Analyser Daily Raw Data directly to your inbox

NEW All Victorian Racing added as of 17 January 2022

www.pjdata.com.au
 admin@pjdata.com.au
 www.facebook.com/PJHarnessRacing



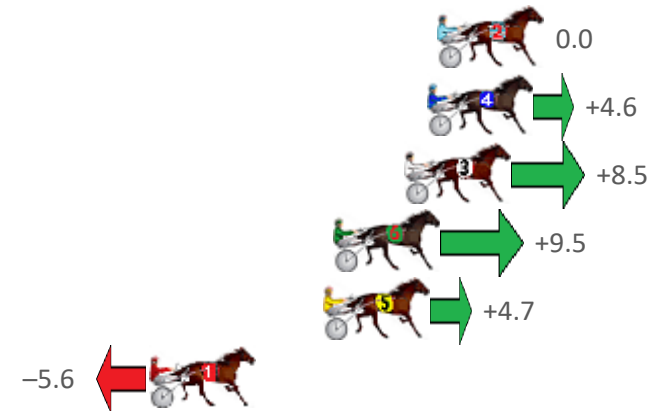
Albion Park Race 3 Distance 2138m

Tuesday, 18 October 2022

Gross Time: 2:33.30 MileRate: 1:55.40 LeadTime: 37.50s First Qtr: 29.80s Second Qtr: 29.50s Third Qtr: 27.70s Fourth Qtr: 28.80s

NoHorse	Plc	Mar	800 Posi	400 Posi	Time	3rd Qtr	4th Qtr
2 MOLLIESMARYELLE	1	0.0m	0.0m (0)	0.0m (0)	2:33.30	27.70s	28.80s
4 HITHEROADJACK	2	0.4m	5.0m (1)	3.2m (1)	2:33.33	27.58s	28.60s
3 MUCH BETTOR	3	1.3m	9.8m (0)	10.6m (0)	2:33.40	27.77s	28.13s
6 ROLL ONE OVER	4	4.1m	13.6m (1)	12.2m (1)	2:33.61	27.61s	28.22s
5 GLENEAGLE WARRIO	5	4.5m	9.2m (1)	7.6m (1)	2:33.64	27.59s	28.58s
1 CAPTAIN KIRK	6	11.4m	5.8m (0)	6.4m (0)	2:34.16	27.74s	29.16s

Finish Position and metres gained from 800m



Home of Australian Harness Sectionals
 PJ Harness Analyser Daily Raw Data directly to your inbox

NEW All Victorian Racing added as of 17 January 2022

www.pjdata.com.au
 admin@pjdata.com.au
 www.facebook.com/PJHarnessRacing

RISE Digital, Harness Racing Australia nor the provider accepts any responsibility for the completeness or accuracy of any of the information contained herein, and makes no representations about its suitability for any particular purpose. Users should make their own judgements about those matters and/or seek independent advice. You assume all risks associated with use of data provided on this page

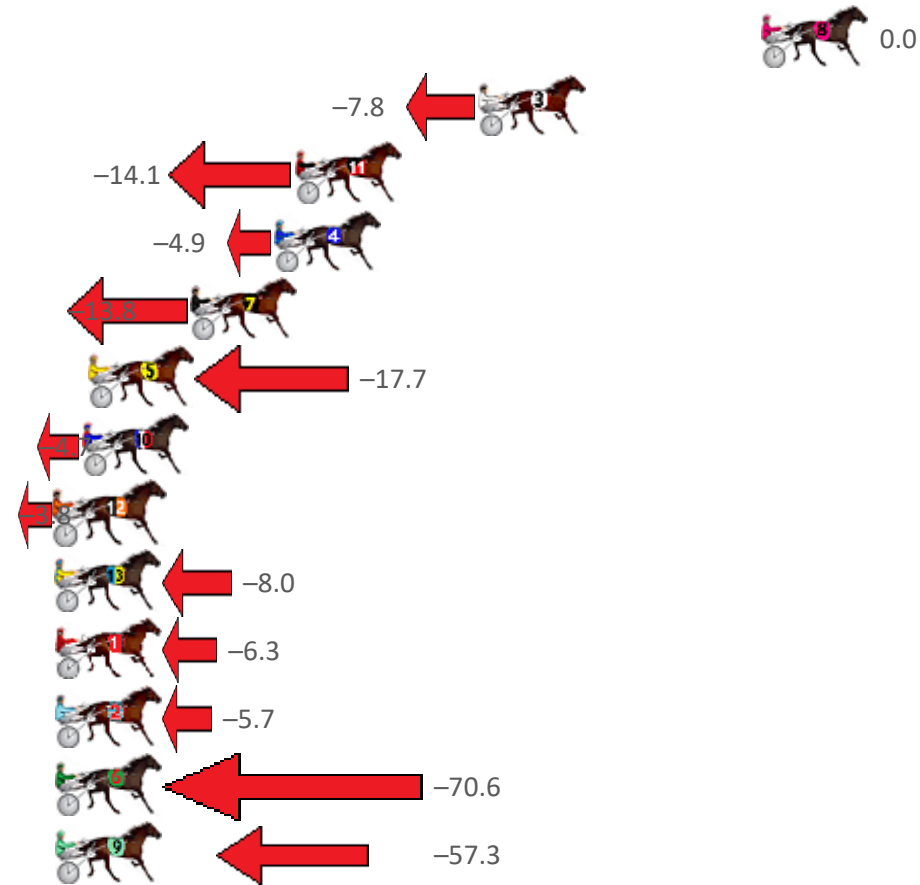
Albion Park Race 4 Distance 2138m

Tuesday, 18 October 2022

Gross Time: 2:45.20 MileRate: 2:02.60 LeadTime: 44.40s First Qtr: 31.10s Second Qtr: 31.20s Third Qtr: 29.10s Fourth Qtr: 29.40s

NoHorse	Plc	Mar	800 Posi	400 Posi	Time	3rd Qtr	4th Qtr
8 MY RUMOUR HAS IT	1	0.0m	0.0m (0)	0.0m (0)	2:45.20	29.10s	29.40s
3 QUERENCIA	2	11.2m	3.4m (1)	3.6m (1)	2:46.06	29.11s	29.96s
11 MIKEMARO	3	18.5m	4.4m (0)	6.2m (0)	2:46.63	29.23s	30.30s
4 MARLEY NOVA	4	19.3m	14.4m (0)	12.8m (1)	2:46.69	28.98s	29.88s
7 MONARO MAKO	5	22.6m	8.8m (1)	8.4m (1)	2:46.94	29.07s	30.44s
5 ROCKET NOVA	6	26.7m	9.0m (0)	11.0m (0)	2:47.26	29.24s	30.55s
10 JACCKA WATCH	7	26.9m	22.2m (0)	20.4m (0)	2:47.27	28.97s	29.88s
12 HAMMER SON	8	30.0m	26.2m (1)	26.8m (1)	2:47.51	29.14s	29.63s
13 MINNIE BOW TIQUE	8	30.0m	22.0m (1)	20.6m (1)	2:47.51	28.99s	30.09s
1 BANFF	10	35.9m	29.6m (0)	24.4m (0)	2:47.97	28.72s	30.24s
2 JUST CALL ME MOLL	11	49.7m	44.0m (0)	41.0m (0)	2:49.03	28.88s	30.04s
6 HOTEL KYVALLEY	12	76.8m	6.2m (2)	21.0m (2)	2:51.12	30.16s	33.48s
9 YEA YOU	13	167.3m	110.0m (0)	130.0m (0)	2:58.10	30.54s	32.13s

Finish Position and metres gained from 800m



Home of Australian Harness Sectionals
 PJ Harness Analyser Daily Raw Data directly to your inbox

All Victorian Racing added as of 17 January 2022

www.pjdata.com.au admin@pjdata.com.au www.facebook.com/PJHarnessRacing

RISE Digital, Harness Racing Australia nor the provider accepts any responsibility for the completeness or accuracy of any of the information contained herein, and makes no representations about its suitability for any particular purpose. Users should make their own judgements about those matters and/or seek independent advice. You assume all risks associated with use of data provided on this page

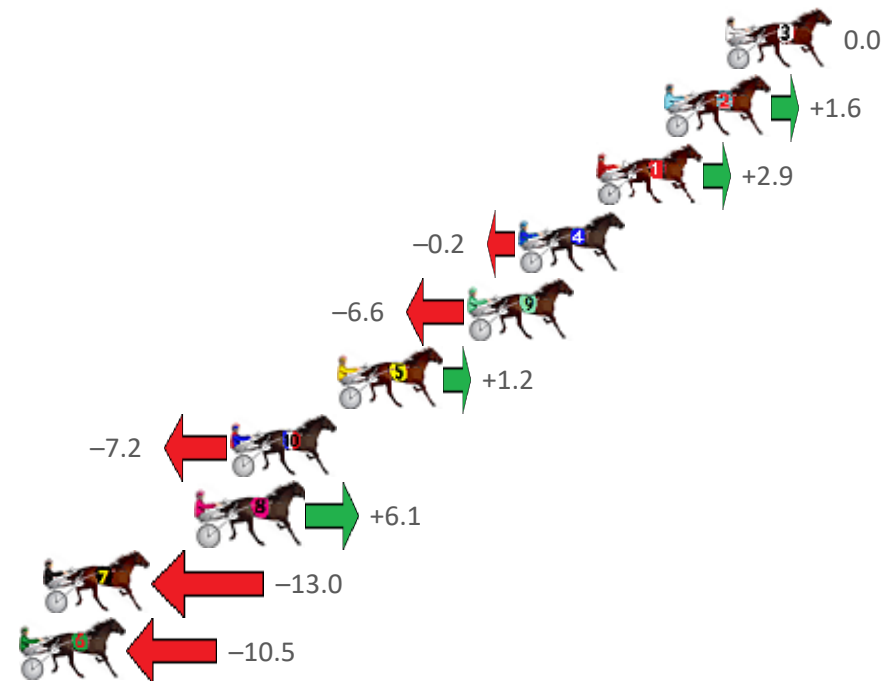
Albion Park Race 5 Distance 1660m

Tuesday, 18 October 2022

Gross Time: 1:59.40 MileRate: 1:55.70 LeadTime: 3.60s First Qtr: 27.50s Second Qtr: 30.60s Third Qtr: 29.10s Fourth Qtr: 28.60s

NoHorse	Plc	Mar	800 Posi	400 Posi	Time	3rd Qtr	4th Qtr
3 ARNOLD STREET	1	0.0m	0.0m (0)	0.0m (0)	1:59.40	29.10s	28.60s
2 REDBANK MOLLY	2	2.4m	4.0m (0)	4.2m (0)	1:59.58	29.11s	28.47s
1 LANCELOT BROMAC	3	5.1m	8.0m (0)	8.6m (0)	1:59.78	29.14s	28.35s
4 SHADYS DELIGHT	4	8.2m	8.0m (1)	7.4m (1)	2:00.02	29.06s	28.66s
9 AUGUSTA HANOVER	5	10.2m	3.6m (1)	3.2m (1)	2:00.17	29.08s	29.10s
5 ASHLEE NITRO	6	15.4m	16.6m (1)	12.2m (2)	2:00.56	28.79s	28.83s
10 MAGICOL IDEAL	7	19.6m	12.4m (1)	8.0m (2)	2:00.87	28.79s	29.42s
8 SISTA BLISS	8	20.9m	27.0m (1)	28.6m (0)	2:00.97	29.21s	28.05s
7 CAPTAIN OH CAPTAI	9	27.0m	14.0m (0)	12.2m (1)	2:01.43	28.98s	29.65s
6 GOZO SUNSHINE	10	31.9m	21.4m (1)	14.4m (3)	2:01.80	28.61s	29.84s

Finish Position and metres gained from 800m



Home of Australian Harness Sectionals
 PJ Harness Analyser Daily Raw Data directly to your inbox

All Victorian Racing added as of 17 January 2022

www.pjdata.com.au admin@pjdata.com.au www.facebook.com/PJHarnessRacing


RISE Digital, Harness Racing Australia nor the provider accepts any responsibility for the completeness or accuracy of any of the information contained herein, and makes no representations about its suitability for any particular purpose. Users should make their own judgements about those matters and/or seek independent advice. You assume all risks associated with use of data provided on this page

Albion Park Race 6 Distance 1660m

Tuesday, 18 October 2022

Gross Time: 2:00.50 MileRate: 1:56.90 LeadTime: 3.40s First Qtr: 27.50s Second Qtr: 31.60s Third Qtr: 29.40s Fourth Qtr: 28.60s

NoHorse	Plc	Mar	800 Posi	400 Posi	Time	3rd Qtr	4th Qtr
5 JAY TEE TYRON	1	0.0m	0.0m (0)	0.0m (0)	2:00.50	29.40s	28.60s
3 HIT THE TRACK	2	4.9m	4.2m (0)	4.2m (0)	2:00.87	29.40s	28.65s
4 ALL THE FOURS	3	8.5m	4.6m (1)	3.0m (1)	2:01.14	29.29s	28.99s
8 BLUE SHARD	4	9.8m	12.2m (0)	12.2m (0)	2:01.24	29.40s	28.43s
1 WONDERWOMAN J	5	11.1m	8.2m (0)	8.2m (0)	2:01.33	29.40s	28.81s
2 JET FORCE	6	11.2m	9.0m (1)	7.2m (2)	2:01.34	29.27s	28.88s
9 ROLLED IN GOLD	7	12.4m	13.6m (1)	11.8m (2)	2:01.43	29.27s	28.64s
6 FAVREAU	8	16.1m	18.0m (1)	15.8m (2)	2:01.71	29.24s	28.62s



Home of Australian Harness Sectionals
 PJ Harness Analyser Daily Raw Data directly to your inbox

NEW All Victorian Racing added as of 17 January 2022

www.pjdata.com.au admin@pjdata.com.au www.facebook.com/PJHarnessRacing

RISE Digital, Harness Racing Australia nor the provider accepts any responsibility for the completeness or accuracy of any of the information contained herein, and makes no representations about its suitability for any particular purpose. Users should make their own judgements about those matters and/or seek independent advice. You assume all risks associated with use of data provided on this page

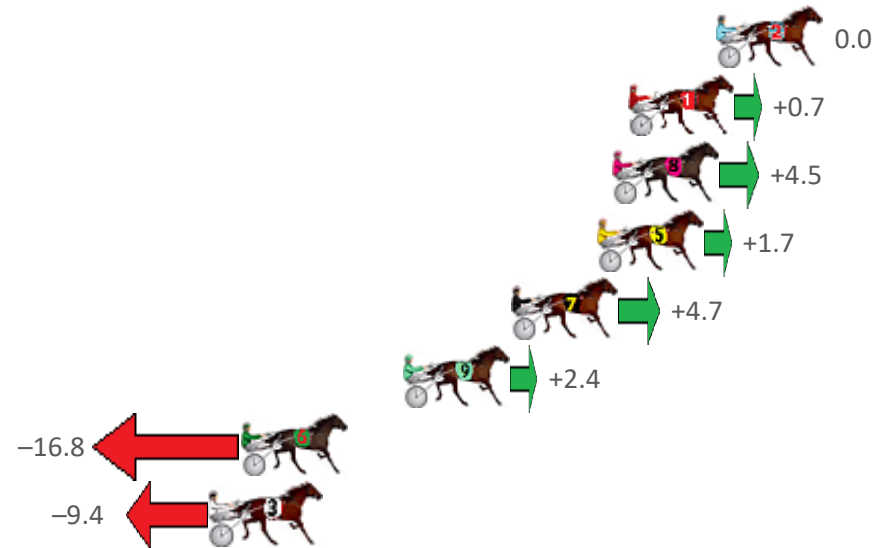
Albion Park Race 7 Distance 1660m

Tuesday, 18 October 2022

Gross Time: 1:57.90 MileRate: 1:54.30 LeadTime: 3.50s First Qtr: 27.00s Second Qtr: 29.80s Third Qtr: 28.90s Fourth Qtr: 28.70s

NoHorse	Plc	Mar	800 Posi	400 Posi	Time	3rd Qtr	4th Qtr
2 COPPERFIELD	1	0.0m	0.0m (0)	0.0m (0)	1:57.90	28.90s	28.70s
1 STOMPPEM	2	3.5m	4.2m (0)	4.4m (0)	1:58.16	28.91s	28.64s
8 KASH US BACK	3	4.1m	8.6m (0)	8.6m (0)	1:58.21	28.90s	28.38s
5 ITS MR CLOONEY	4	4.7m	6.4m (1)	6.0m (2)	1:58.25	28.87s	28.61s
7 MOHS EM DOWN	5	8.1m	12.8m (0)	12.8m (0)	1:58.51	28.90s	28.36s
9 HANDSOME HERO	6	12.4m	14.8m (1)	14.2m (1)	1:58.83	28.86s	28.57s
6 JUMPING JACK JIMM	7	18.8m	2.0m (1)	2.8m (1)	1:59.32	28.96s	29.84s
3 ARTFUL MAID	8	20.0m	10.6m (1)	10.6m (2)	1:59.41	28.90s	29.37s

Finish Position and metres gained from 800m



Home of Australian Harness Sectionals
PJ Harness Analyser Daily Raw Data directly to your inbox

All Victorian Racing added as of 17 January 2022

www.pjdata.com.au admin@pjdata.com.au www.facebook.com/PJHarnessRacing

RISE Digital, Harness Racing Australia nor the provider accepts any responsibility for the completeness or accuracy of any of the information contained herein, and makes no representations about its suitability for any particular purpose. Users should make their own judgements about those matters and/or seek independent advice. You assume all risks associated with use of data provided on this page

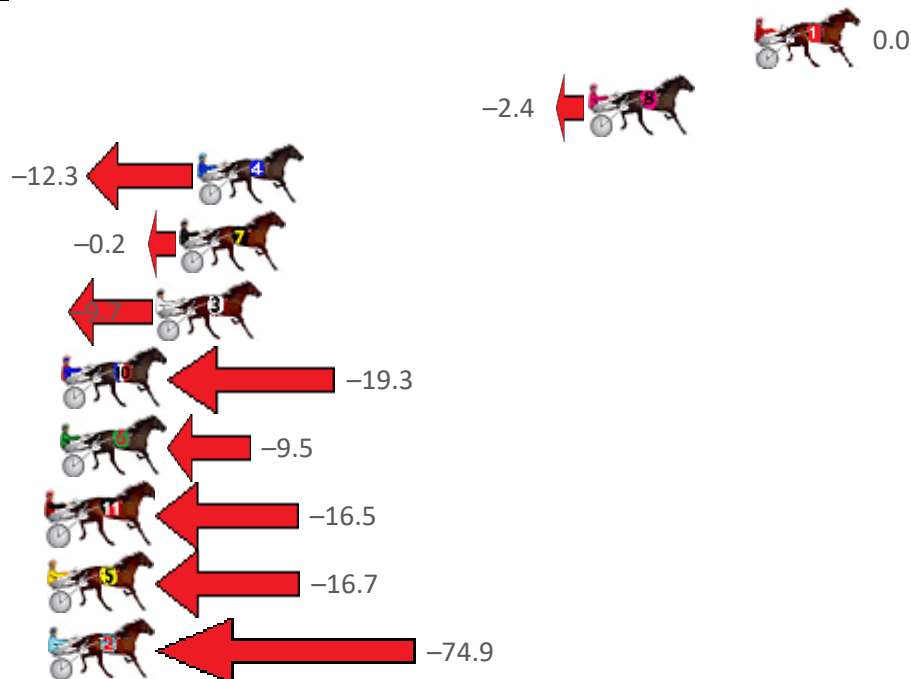
Albion Park Race 8 Distance 2138m

Tuesday, 18 October 2022

Gross Time: 2:33.70 MileRate: 1:55.70 LeadTime: 37.70s First Qtr: 29.00s Second Qtr: 30.30s Third Qtr: 28.40s Fourth Qtr: 28.30s

NoHorse	Plc	Mar	800 Posi	400 Posi	Time	3rd Qtr	4th Qtr
1 HEZ ON THE BUZZER	1	0.0m	0.0m (0)	0.0m (0)	2:33.70	28.40s	28.30s
8 ONE LAST ROLL	2	6.6m	4.2m (0)	5.4m (0)	2:34.19	28.48s	28.38s
4 OYSTER STRIDE	3	22.1m	9.8m (1)	8.6m (1)	2:35.34	28.32s	29.25s
7 CHAINLINC	4	22.8m	22.6m (1)	17.6m (2)	2:35.40	28.05s	28.67s
3 MOTU CULLEN	5	23.7m	14.0m (1)	13.4m (1)	2:35.46	28.36s	29.02s
10 REEDS VISION	6	27.5m	8.2m (0)	10.2m (0)	2:35.74	28.54s	29.52s
6 WOODLEA DIEGO	7	27.5m	18.0m (1)	23.2m (2)	2:35.74	28.77s	28.60s
11 FRANCO NATHAN	8	29.3m	12.8m (0)	15.8m (0)	2:35.88	28.61s	29.25s
5 FAST TRACKER	9	34.3m	17.6m (0)	20.8m (0)	2:36.25	28.63s	29.25s
2 MISTER DIAMOND	10	80.3m	5.4m (1)	20.8m (1)	2:39.67	29.49s	32.49s

Finish Position and metres gained from 800m



Home of Australian Harness Sectionals
 PJ Harness Analyser Daily Raw Data directly to your inbox

All Victorian Racing added as of 17 January 2022

www.pjdata.com.au admin@pjdata.com.au www.facebook.com/PJHarnessRacing

RISE Digital, Harness Racing Australia nor the provider accepts any responsibility for the completeness or accuracy of any of the information contained herein, and makes no representations about its suitability for any particular purpose. Users should make their own judgements about those matters and/or seek independent advice. You assume all risks associated with use of data provided on this page