

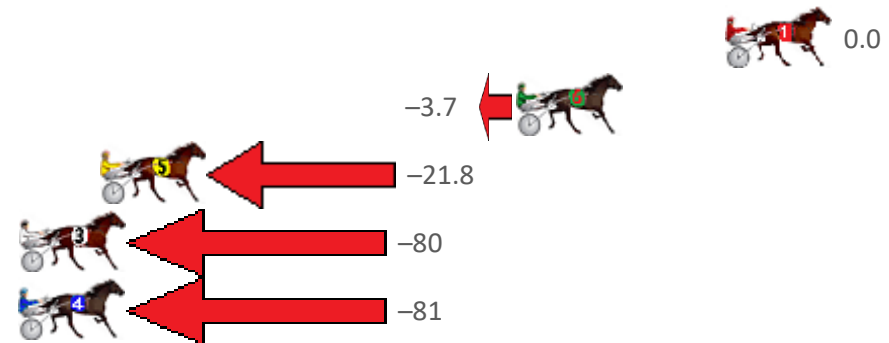
# Marburg Race 1 Distance 1850m

Sunday, 6 November 2022

Gross Time: 2:20.40 MileRate: 2:02.10 LeadTime: 17.30s First Qtr: 32.30s Second Qtr: 31.30s Third Qtr: 29.70s Fourth Qtr: 29.80s

NoHorse	Plc	Mar	800 Posi	400 Posi	Time	3rd Qtr	4th Qtr
1 ROCKON ALLIE	1	0.0m	0.0m (0)	0.0m (0)	2:20.40	29.70s	29.80s
6 MAJORMISS	2	8.3m	4.6m (0)	4.4m (0)	2:21.05	29.68s	30.09s
5 SKYLAR BREE	3	24.8m	3.0m (1)	4.0m (1)	2:22.34	29.77s	31.34s
3 ASCOT ANNIE	4	91.8m	12.6m (0)	36.0m (0)	2:27.57	31.42s	33.93s
4 PUMPKIN PAT	5	92.5m	12.2m (1)	42.0m (0)	2:27.62	31.90s	33.54s

Finish Position and metres gained from 800m





**Home of Australian Harness Sectionals**  
 PJ Harness Analyser      Daily Raw Data directly to your inbox

**NEW** All Victorian Racing added as of 17 January 2022

[www.pjdata.com.au](http://www.pjdata.com.au)   
 [admin@pjdata.com.au](mailto:admin@pjdata.com.au)   
 [www.facebook.com/PJHarnessRacing](https://www.facebook.com/PJHarnessRacing)



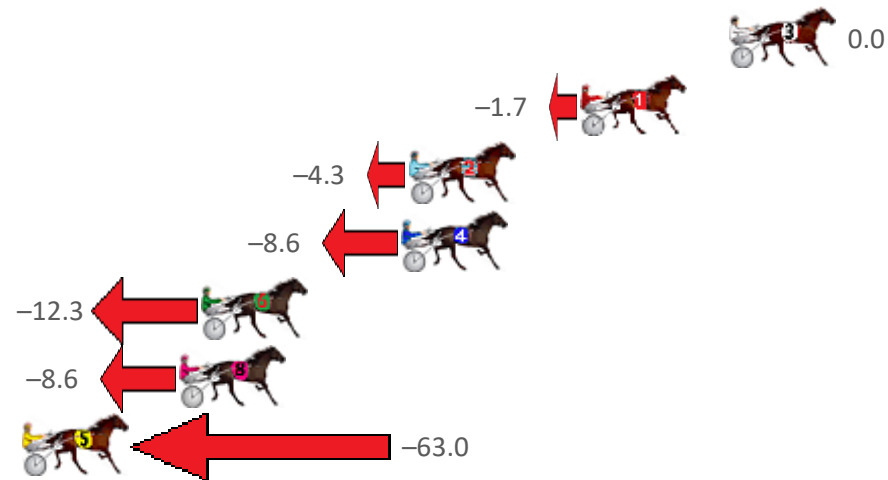
# Marburg Race 2 Distance 1850m

Sunday, 6 November 2022

Gross Time: 2:16.80 MileRate: 1:59.00 LeadTime: 16.30s First Qtr: 30.50s Second Qtr: 31.30s Third Qtr: 30.30s Fourth Qtr: 28.40s

NoHorse	Plc	Mar	800 Posi	400 Posi	Time	3rd Qtr	4th Qtr
3 MY ULTIMATE CLIPP	1	0.0m	0.0m (0)	0.0m (0)	2:16.80	30.30s	28.40s
1 WESTERN SHOWGIR	2	5.9m	4.2m (0)	4.8m (0)	2:17.24	30.35s	28.48s
2 DOOLITTLE DOOZZIE	3	12.7m	8.4m (1)	6.4m (1)	2:17.75	30.17s	28.84s
4 GOZO SUNSHINE	4	13.0m	4.4m (1)	2.0m (1)	2:17.77	30.15s	29.18s
6 SCHEU CREEK	5	20.9m	8.6m (0)	9.6m (0)	2:18.36	30.40s	29.20s
8 CAPTAIN OH CAPTAI	6	21.8m	13.2m (0)	14.2m (0)	2:18.43	30.39s	28.94s
5 OLIVER WINKLE	7	78.6m	15.6m (1)	21.0m (1)	2:22.66	30.83s	32.47s

Finish Position and metres gained from 800m





**Home of Australian Harness Sectionals**  
 PJ Harness Analyser      Daily Raw Data directly to your inbox

**NEW** All Victorian Racing added as of 17 January 2022

[www.pjdata.com.au](http://www.pjdata.com.au)   
 [admin@pjdata.com.au](mailto:admin@pjdata.com.au)   
 [www.facebook.com/PJHarnessRacing](https://www.facebook.com/PJHarnessRacing)



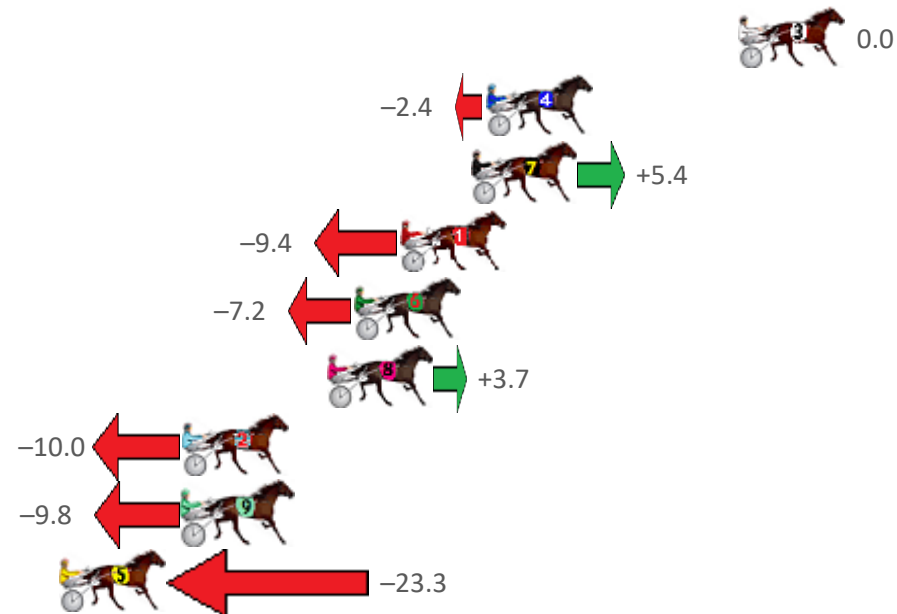
# Marburg Race 3 Distance 1850m

Sunday, 6 November 2022

Gross Time: 2:20.90 MileRate: 2:02.50 LeadTime: 17.00s First Qtr: 32.30s Second Qtr: 32.80s Third Qtr: 30.40s Fourth Qtr: 28.40s

NoHorse	Plc	Mar	800 Posi	400 Posi	Time	3rd Qtr	4th Qtr
3 RISKY BUZINESS	1	0.0m	0.0m (0)	0.0m (0)	2:20.90	30.40s	28.40s
4 JAYDES TERROR	2	10.0m	7.6m (1)	5.2m (2)	2:21.65	30.24s	28.74s
7 MISTER WOODPORT	3	10.6m	16.0m (1)	7.0m (3)	2:21.69	29.75s	28.65s
1 TODAYS HERO	4	13.4m	4.0m (0)	4.0m (0)	2:21.90	30.42s	29.06s
6 CROSSED LEGS	5	15.2m	8.0m (0)	7.8m (0)	2:22.03	30.40s	28.92s
8 WHATA CHALLENGE	6	16.3m	20.0m (1)	11.0m (2)	2:22.12	29.76s	28.77s
2 ESSENTIAL THREE	7	22.0m	12.0m (1)	10.8m (1)	2:22.54	30.34s	29.19s
9 HESLUVABLE	8	22.0m	12.2m (0)	12.2m (0)	2:22.54	30.42s	29.09s
5 DOOLITTLE DANDY	9	26.9m	3.6m (1)	3.6m (1)	2:22.91	30.46s	30.05s

Finish Position and metres gained from 800m





**Home of Australian Harness Sectionals**  
 PJ Harness Analyser      Daily Raw Data directly to your inbox

**NEW** All Victorian Racing added as of 17 January 2022

[www.pjdata.com.au](http://www.pjdata.com.au)   
 [admin@pjdata.com.au](mailto:admin@pjdata.com.au)   
 [www.facebook.com/PJHarnessRacing](https://www.facebook.com/PJHarnessRacing)



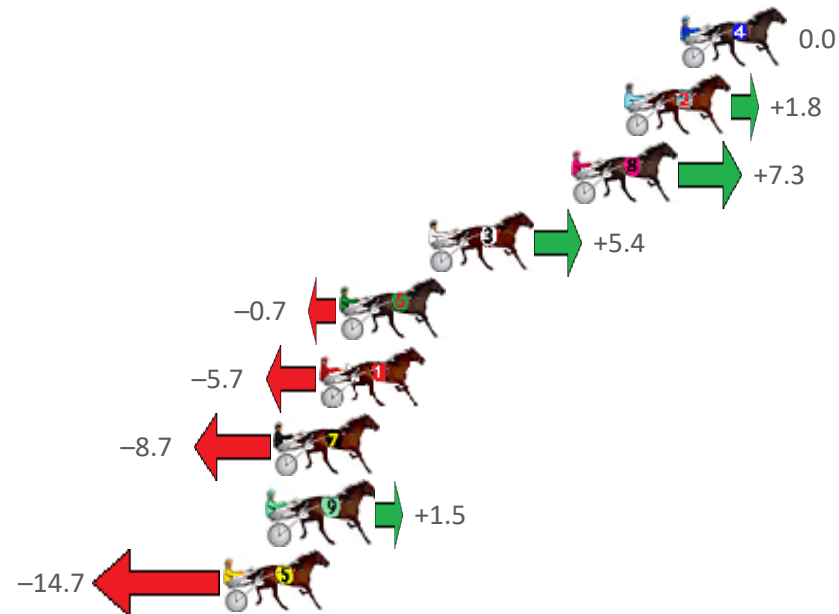
# Marburg Race 4 Distance 1850m

Sunday, 6 November 2022

Gross Time: 2:17.60 MileRate: 1:59.70 LeadTime: 16.30s First Qtr: 31.30s Second Qtr: 30.60s Third Qtr: 29.10s Fourth Qtr: 30.30s

NoHorse	Plc	Mar	800 Posi	400 Posi	Time	3rd Qtr	4th Qtr
4 ROCCO VARIETY	1	0.0m	0.0m (0)	0.0m (0)	2:17.60	29.10s	30.30s
2 MUSTANG DUDE	2	2.2m	4.0m (0)	5.6m (0)	2:17.77	29.22s	30.04s
8 CLARES FOOL	3	4.3m	11.6m (1)	14.2m (1)	2:17.94	29.31s	29.55s
3 DALLAS COWGIRL	4	10.0m	15.4m (1)	18.8m (1)	2:18.39	29.36s	29.64s
6 BATMAN BART	5	13.5m	12.8m (0)	14.8m (0)	2:18.67	29.25s	30.20s
1 CHANG	6	14.3m	8.6m (0)	10.6m (0)	2:18.73	29.24s	30.58s
7 AUNTY FRANCES	7	16.1m	7.4m (1)	10.0m (2)	2:18.88	29.28s	30.76s
9 DESTINY BLUES	8	16.3m	17.8m (0)	19.0m (0)	2:18.89	29.19s	30.10s
5 LITTLEDEE	9	18.1m	3.4m (1)	8.4m (1)	2:19.04	29.45s	31.03s

Finish Position and metres gained from 800m





**Home of Australian Harness Sectionals**  
 PJ Harness Analyser      Daily Raw Data directly to your inbox

**NEW** All Victorian Racing added as of 17 January 2022

www.pjdata.com.au    admin@pjdata.com.au    www.facebook.com/PJHarnessRacing



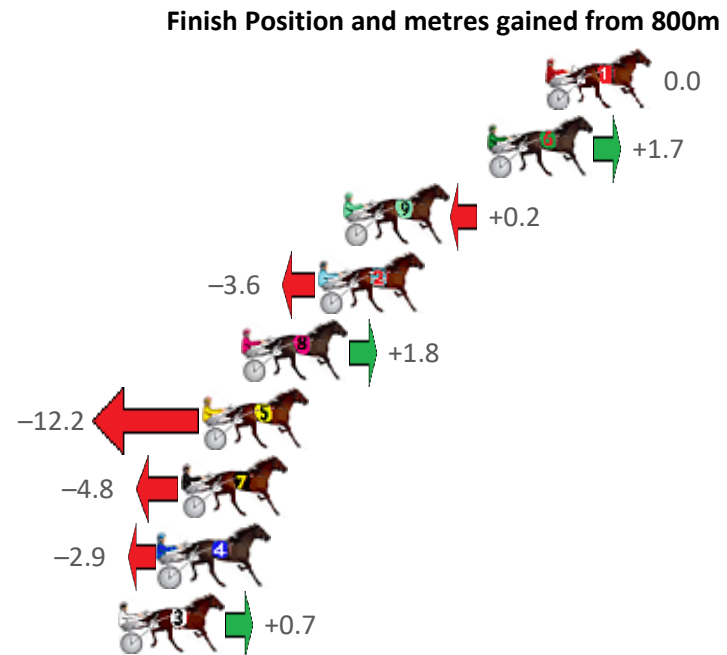
RISE Digital, Harness Racing Australia nor the provider accepts any responsibility for the completeness or accuracy of any of the information contained herein, and makes no representations about its suitability for any particular purpose. Users should make their own judgements about those matters and/or seek independent advice. You assume all risks associated with use of data provided on this page

# Marburg Race 5 Distance 1850m

Sunday, 6 November 2022

Gross Time: 2:18.70 MileRate: 2:00.60 LeadTime: 16.70s First Qtr: 32.10s Second Qtr: 32.60s Third Qtr: 28.90s Fourth Qtr: 28.40s

NoHorse	Plc	Mar	800 Posi	400 Posi	Time	3rd Qtr	4th Qtr
1 NIGHT NINJA	1	0.0m	0.0m (0)	0.0m (0)	2:18.70	28.90s	28.40s
6 MAKE MINE JOE	2	2.3m	4.0m (0)	4.6m (0)	2:18.87	28.94s	28.24s
9 SHEZA RUNNY	3	8.0m	8.2m (0)	9.6m (0)	2:19.30	29.00s	28.29s
2 MISS MIA	4	9.0m	5.4m (1)	8.4m (1)	2:19.37	29.11s	28.44s
8 DEVOUGED	5	12.0m	13.8m (1)	15.6m (2)	2:19.60	29.03s	28.15s
5 MY SECRET BEACH	6	13.6m	1.4m (1)	4.2m (1)	2:19.71	29.11s	29.06s
7 JAZIAH	7	14.4m	9.6m (1)	11.4m (2)	2:19.77	29.03s	28.61s
4 AQUA CRUISER	8	15.3m	12.4m (0)	14.6m (0)	2:19.84	29.06s	28.45s
3 BEEF CITY BLAZE	9	16.9m	17.6m (1)	16.4m (1)	2:19.96	28.81s	28.44s



**Home of Australian Harness Sectionals**  
 PJ Harness Analyser      Daily Raw Data directly to your inbox

**NEW All Victorian Racing added as of 17 January 2022**

[www.pjdata.com.au](http://www.pjdata.com.au)    [admin@pjdata.com.au](mailto:admin@pjdata.com.au)    [www.facebook.com/PJHarnessRacing](https://www.facebook.com/PJHarnessRacing)

RISE Digital, Harness Racing Australia nor the provider accepts any responsibility for the completeness or accuracy of any of the information contained herein, and makes no representations about its suitability for any particular purpose. Users should make their own judgements about those matters and/or seek independent advice. You assume all risks associated with use of data provided on this page

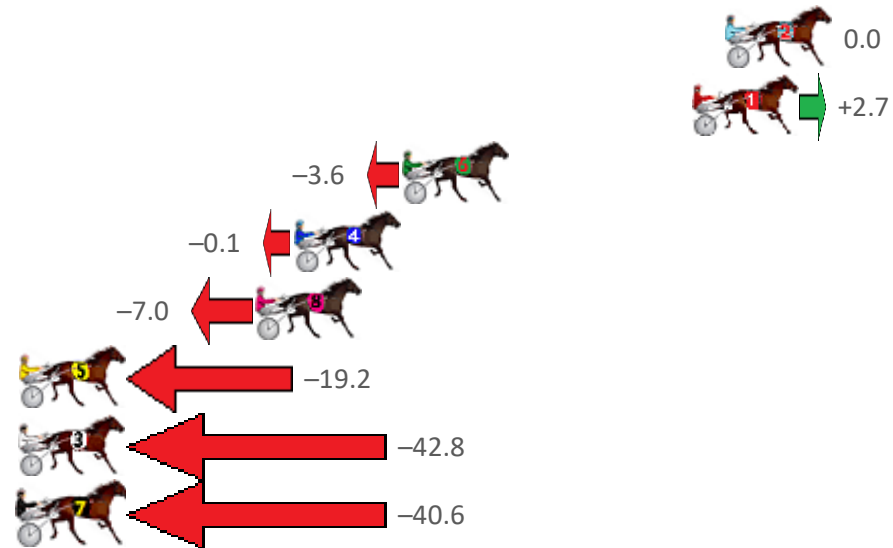
# Marburg Race 6 Distance 1850m

Sunday, 6 November 2022

Gross Time: 2:13.60 MileRate: 1:56.20 LeadTime: 16.00s First Qtr: 28.60s Second Qtr: 30.80s Third Qtr: 28.50s Fourth Qtr: 29.70s

NoHorse	Plc	Mar	800 Posi	400 Posi	Time	3rd Qtr	4th Qtr
2 LUXURY LAD	1	0.0m	0.0m (0)	0.0m (0)	2:13.60	28.50s	29.70s
1 IDEAL TIGER	2	1.3m	4.0m (0)	4.4m (0)	2:13.70	28.53s	29.47s
6 JUMPING JACK JIMM	3	12.8m	9.2m (0)	12.0m (0)	2:14.60	28.70s	29.76s
4 WHICH HUNT	4	17.1m	17.0m (0)	18.0m (0)	2:14.93	28.57s	29.63s
8 BUMPER	5	18.6m	11.6m (1)	20.2m (1)	2:15.05	29.12s	29.58s
5 MAJORDOIT	6	34.8m	15.6m (2)	16.4m (2)	2:16.31	28.53s	31.06s
3 CAMROLLER	7	46.4m	3.6m (1)	11.6m (1)	2:17.21	29.03s	32.27s
7 BE ROCK HARD	8	48.0m	7.4m (1)	15.6m (1)	2:17.34	29.04s	32.09s

Finish Position and metres gained from 800m





**Home of Australian Harness Sectionals**

PJ Harness Analyser      Daily Raw Data directly to your inbox

**NEW** All Victorian Racing added as of 17 January 2022

www.pjdata.com.au    admin@pjdata.com.au    www.facebook.com/PJHarnessRacing





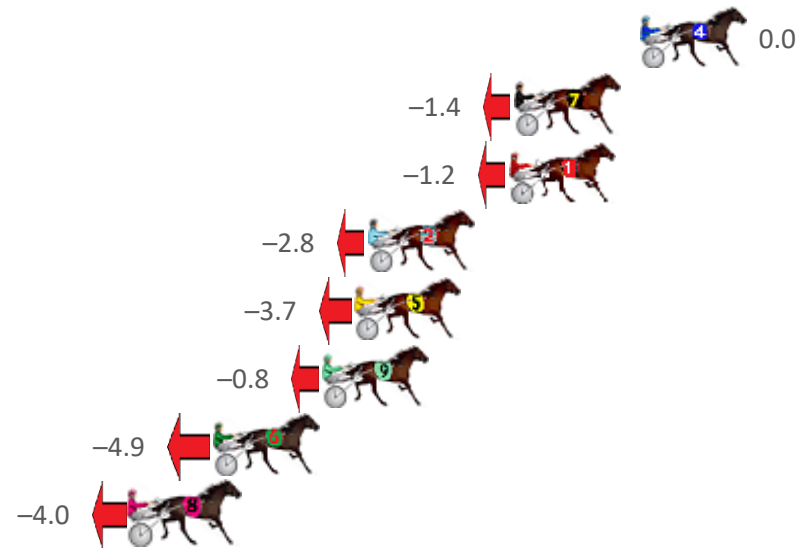
# Marburg Race 7 Distance 1850m

Sunday, 6 November 2022

Gross Time: 2:16.80 MileRate: 1:59.00 LeadTime: 16.10s First Qtr: 32.40s Second Qtr: 32.10s Third Qtr: 28.40s Fourth Qtr: 27.80s

NoHorse	Plc	Mar	800 Posi	400 Posi	Time	3rd Qtr	4th Qtr
4 SAILALONG SINBAD	1	0.0m	0.0m (0)	0.0m (0)	2:16.80	28.40s	27.80s
7 OCTOBER RACKETEE	2	5.0m	3.6m (1)	2.8m (1)	2:17.17	28.35s	27.95s
1 CHEDDAR MADE BET	3	5.2m	4.0m (0)	4.2m (0)	2:17.18	28.41s	27.87s
2 ROCKNROLL DA GA	4	10.8m	8.0m (0)	8.8m (0)	2:17.59	28.46s	27.94s
5 ROYAL PRINCESS	5	11.3m	7.6m (1)	7.4m (1)	2:17.63	28.39s	28.07s
9 ONLYSBEST	6	12.6m	11.8m (1)	11.8m (1)	2:17.72	28.40s	27.86s
6 BETTOR GETTA LOVE	7	16.9m	12.0m (0)	13.8m (0)	2:18.04	28.53s	28.01s
8 TORQUE WITH ESTE	8	20.2m	16.2m (0)	16.0m (1)	2:18.28	28.39s	28.09s

Finish Position and metres gained from 800m





**Home of Australian Harness Sectionals**

PJ Harness Analyser      Daily Raw Data directly to your inbox

**NEW** All Victorian Racing added as of 17 January 2022

[www.pjdata.com.au](http://www.pjdata.com.au)   
 [admin@pjdata.com.au](mailto:admin@pjdata.com.au)   
 [www.facebook.com/PJHarnessRacing](https://www.facebook.com/PJHarnessRacing)



RISE Digital, Harness Racing Australia nor the provider accepts any responsibility for the completeness or accuracy of any of the information contained herein, and makes no representations about its suitability for any particular purpose. Users should make their own judgements about those matters and/or seek independent advice. You assume all risks associated with use of data provided on this page

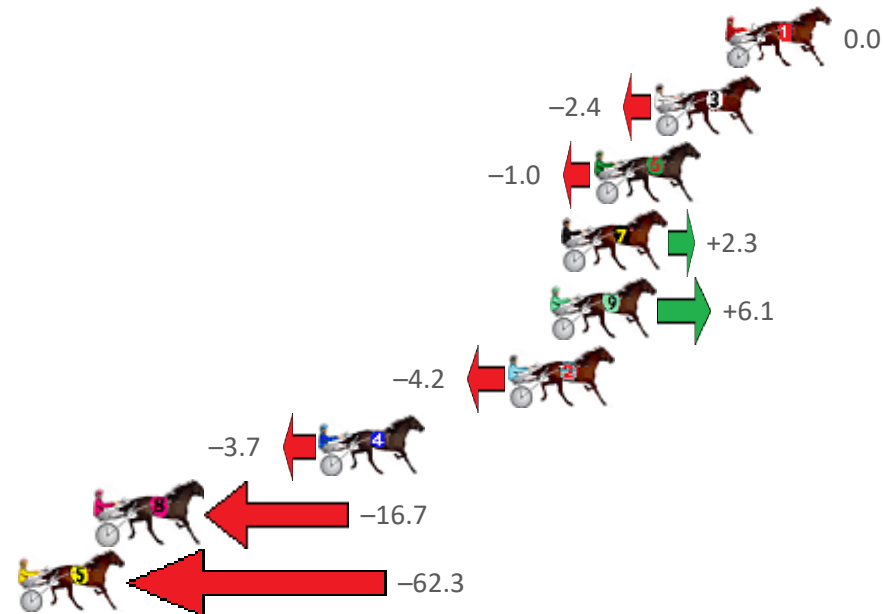
# Marburg Race 8 Distance 1850m

Sunday, 6 November 2022

Gross Time: 2:19.40 MileRate: 2:01.30 LeadTime: 17.00s First Qtr: 31.30s Second Qtr: 32.40s Third Qtr: 29.30s Fourth Qtr: 29.40s

NoHorse	Plc	Mar	800 Posi	400 Posi	Time	3rd Qtr	4th Qtr
1 LA PISTOLA	1	0.0m	0.0m (0)	0.0m (0)	2:19.40	29.30s	29.40s
3 CIRCLE LINE	2	2.8m	0.4m (1)	2.4m (1)	2:19.62	29.45s	29.43s
6 JELIGNITE JACK	3	5.2m	4.2m (0)	4.4m (0)	2:19.80	29.31s	29.46s
7 SPRINGFIELD SPIRIT	4	6.5m	8.8m (1)	3.2m (2)	2:19.90	28.89s	29.64s
9 MYSTICAL JAZZ	5	6.9m	13.0m (1)	7.2m (2)	2:19.93	28.88s	29.38s
2 GOTTA DREAM	6	8.6m	4.4m (1)	7.0m (1)	2:20.06	29.49s	29.52s
4 TACTFILLY MIRACLE	7	16.1m	12.4m (0)	11.6m (1)	2:20.64	29.24s	29.73s
8 SHESFEELINSPECIAL	8	24.9m	8.2m (0)	11.2m (0)	2:21.32	29.52s	30.40s
5 MAJOR SLIP UP	9	102.3m	40.0m (0)	70.0m (0)	2:27.29	31.48s	31.76s

Finish Position and metres gained from 800m



**Home of Australian Harness Sectionals**  
 PJ Harness Analyser      Daily Raw Data directly to your inbox

**All Victorian Racing added as of 17 January 2022**

www.pjdata.com.au    admin@pjdata.com.au    www.facebook.com/PJHarnessRacing

RISE Digital, Harness Racing Australia nor the provider accepts any responsibility for the completeness or accuracy of any of the information contained herein, and makes no representations about its suitability for any particular purpose. Users should make their own judgements about those matters and/or seek independent advice. You assume all risks associated with use of data provided on this page