

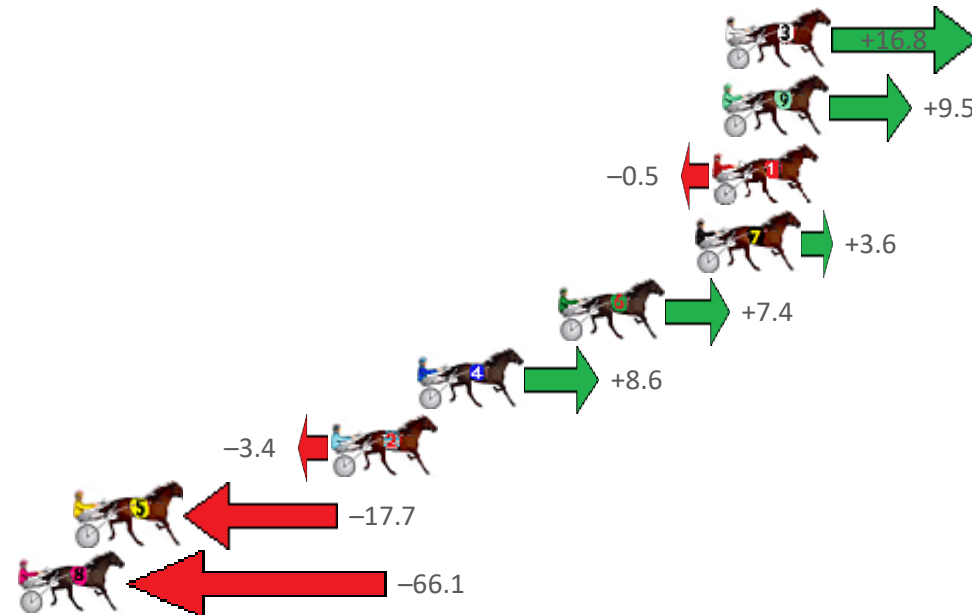
Redcliffe Race 1 Distance 2040m

Wednesday, 9 November 2022

Gross Time: 2:30.10 MileRate: 1:58.40 LeadTime: 31.00s First Qtr: 32.00s Second Qtr: 29.40s Third Qtr: 29.00s Fourth Qtr: 28.70s

NoHorse	Plc	Mar	800 Posi	400 Posi	Time	3rd Qtr	4th Qtr
3 LETS BLAZE	1	0.0m	16.8m (1)	15.8m (2)	2:30.10	28.92s	27.57s
9 ROSES ARE SWEET	2	0.1m	9.6m (0)	8.4m (0)	2:30.11	28.91s	28.11s
1 AMERICAN FLYER	3	0.5m	0.0m (0)	0.0m (0)	2:30.14	29.00s	28.74s
7 COURAGEOUS SAM	4	1.2m	4.8m (0)	4.2m (0)	2:30.19	28.96s	28.49s
6 KANYE CRUSADER	5	6.6m	14.0m (0)	12.4m (0)	2:30.60	28.88s	28.29s
4 BLACKJACK BART	6	12.2m	20.8m (1)	18.4m (0)	2:31.02	28.83s	28.26s
2 IL MAXIMUS	7	15.6m	12.2m (1)	27.4m (1)	2:31.28	30.09s	27.86s
5 NO DOUBT	8	25.7m	8.0m (1)	12.8m (1)	2:32.04	29.35s	29.62s
8 OYSTER STRIDE	9	70.1m	4.0m (1)	26.8m (0)	2:35.38	30.65s	31.79s

Finish Position and metres gained from 800m



Home of Australian Harness Sectionals
 PJ Harness Analyser Daily Raw Data directly to your inbox

All Victorian Racing added as of 17 January 2022

www.pjdata.com.au admin@pjdata.com.au www.facebook.com/PJHarnessRacing

RISE Digital, Harness Racing Australia nor the provider accepts any responsibility for the completeness or accuracy of any of the information contained herein, and makes no representations about its suitability for any particular purpose. Users should make their own judgements about those matters and/or seek independent advice. You assume all risks associated with use of data provided on this page

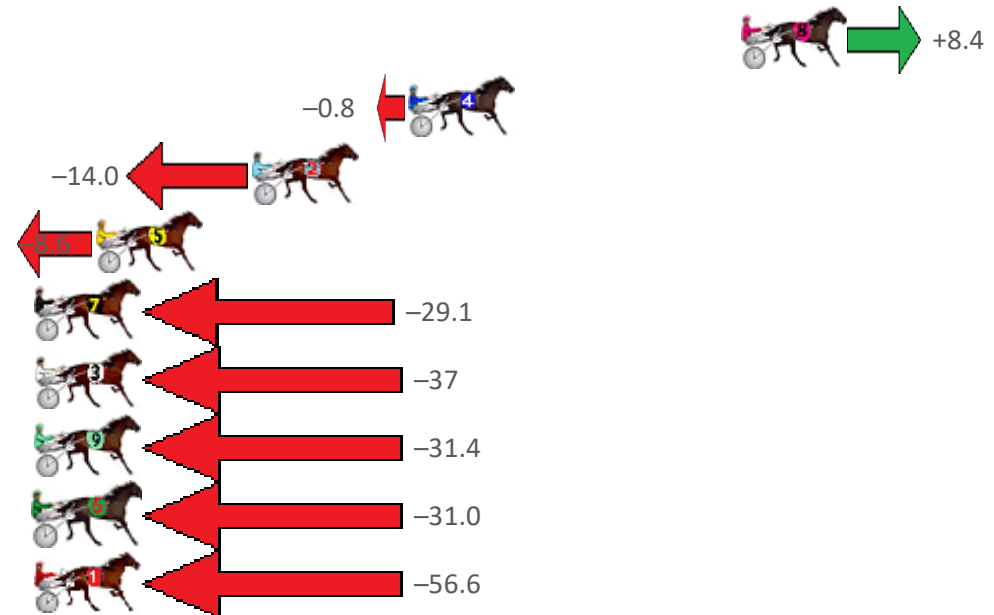
Redcliffe Race 2 Distance 2040m

Wednesday, 9 November 2022

Gross Time: 2:30.00 MileRate: 1:58.30 LeadTime: 31.50s First Qtr: 29.60s Second Qtr: 30.30s Third Qtr: 29.40s Fourth Qtr: 29.20s

NoHorse	Plc	Mar	800 Posi	400 Posi	Time	3rd Qtr	4th Qtr
8 JOHNROD	1	0.0m	8.4m (2)	0.0m (0)	2:30.00	28.79s	29.20s
4 BETTING BARON	2	13.2m	12.4m (2)	5.4m (1)	2:31.01	28.89s	29.77s
2 BUKTHSYSTEM	3	19.4m	5.4m (1)	12.8m (2)	2:31.49	29.94s	29.68s
5 PURPLE SHADES	4	25.6m	17.0m (2)	13.8m (3)	2:31.96	29.17s	30.06s
7 MELTON INSULTED	5	33.1m	4.0m (0)	15.8m (0)	2:32.54	30.26s	30.46s
3 TRACER BULLET	6	38.3m	1.4m (1)	11.2m (1)	2:32.93	30.12s	31.17s
9 MOONLIGHT BUTCH	7	39.4m	8.0m (0)	23.8m (1)	2:33.02	30.55s	30.33s
6 SNUGGLES BANYULA	8	43.2m	12.2m (0)	18.2m (1)	2:33.31	29.84s	31.01s
1 BEACH ON FIRE	9	56.6m	0.0m (0)	11.2m (0)	2:34.34	30.23s	32.50s

Finish Position and metres gained from 800m



Home of Australian Harness Sectionals
PJ Harness Analyser Daily Raw Data directly to your inbox

All Victorian Racing added as of 17 January 2022

www.pjdata.com.au admin@pjdata.com.au www.facebook.com/PJHarnessRacing

RISE Digital, Harness Racing Australia nor the provider accepts any responsibility for the completeness or accuracy of any of the information contained herein, and makes no representations about its suitability for any particular purpose. Users should make their own judgements about those matters and/or seek independent advice. You assume all risks associated with use of data provided on this page

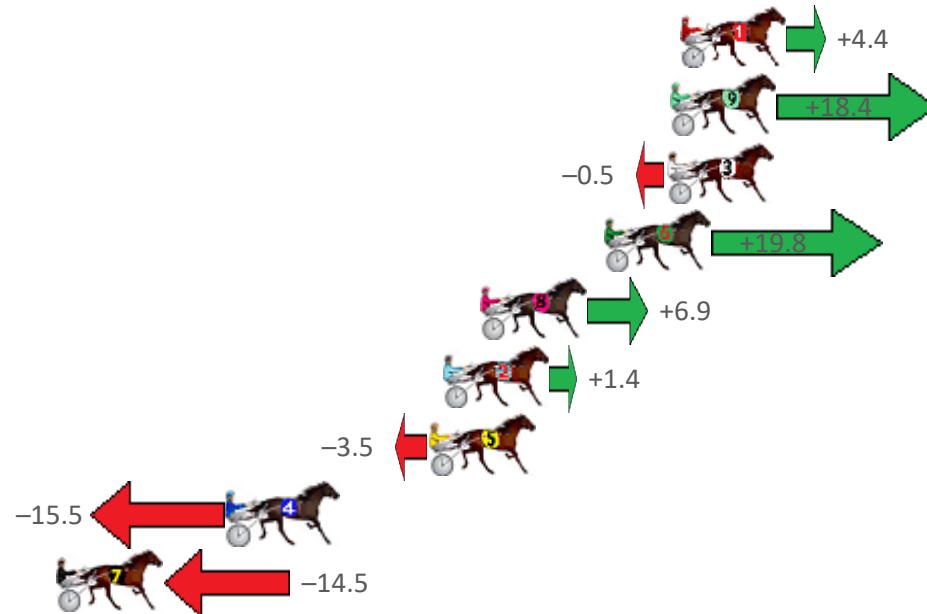
Redcliffe Race 3 Distance 1780m

Wednesday, 9 November 2022

Gross Time: 2:11.50 MileRate: 1:58.90 LeadTime: 11.30s First Qtr: 30.30s Second Qtr: 30.30s Third Qtr: 29.80s Fourth Qtr: 29.80s

NoHorse	Plc	Mar	800 Posi	400 Posi	Time	3rd Qtr	4th Qtr
1 GULMARG	1	0.0m	4.4m (0)	4.8m (0)	2:11.50	29.83s	29.44s
9 MOTU AMETHYST	2	0.4m	18.8m (1)	8.4m (2)	2:11.53	29.03s	29.21s
3 IM A CLASSY GIRL	3	0.5m	0.0m (0)	0.0m (0)	2:11.54	29.80s	29.84s
6 SIGNOR JUJON	4	3.0m	22.8m (1)	12.6m (2)	2:11.73	29.04s	29.09s
8 ILLAWONG DREAMTI	5	7.9m	14.8m (1)	15.6m (1)	2:12.12	29.86s	29.23s
2 DUKE	6	9.4m	10.8m (1)	11.4m (1)	2:12.23	29.84s	29.65s
5 MAJOR TRALEE	7	9.9m	6.4m (1)	4.4m (2)	2:12.27	29.65s	30.21s
4 GO JO JOLT	8	17.9m	2.4m (1)	6.4m (1)	2:12.90	30.10s	30.65s
7 LONDON LADY	9	24.7m	10.2m (0)	12.8m (0)	2:13.43	29.99s	30.68s

Finish Position and metres gained from 800m



Home of Australian Harness Sectionals
 PJ Harness Analyser Daily Raw Data directly to your inbox

All Victorian Racing added as of 17 January 2022

www.pjdata.com.au
 admin@pjdata.com.au
 www.facebook.com/PJHarnessRacing

RISE Digital, Harness Racing Australia nor the provider accepts any responsibility for the completeness or accuracy of any of the information contained herein, and makes no representations about its suitability for any particular purpose. Users should make their own judgements about those matters and/or seek independent advice. You assume all risks associated with use of data provided on this page

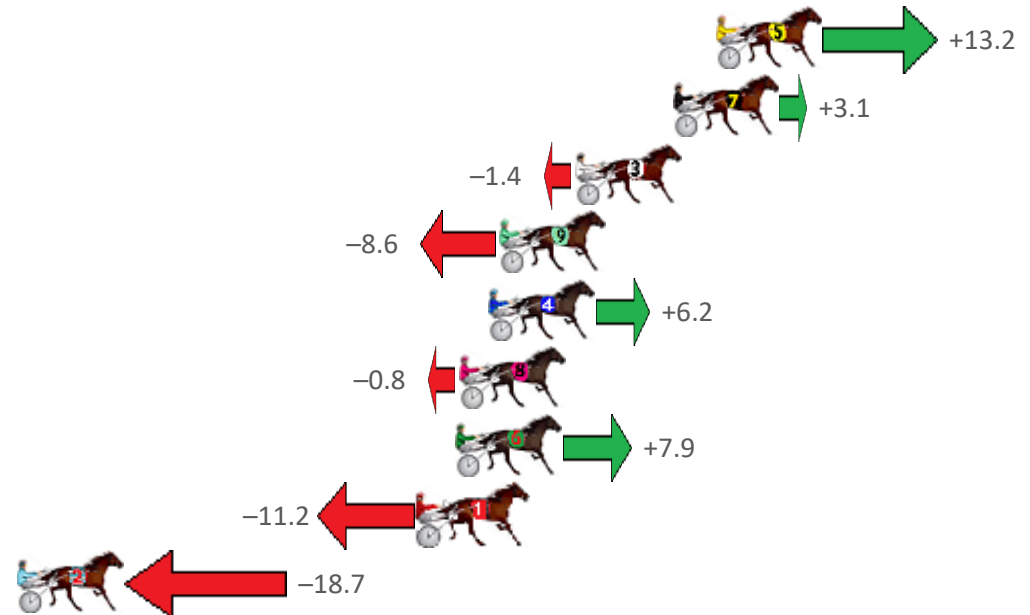
Redcliffe Race 4 Distance 1780m

Wednesday, 9 November 2022

Gross Time: 2:09.90 MileRate: 1:57.50 LeadTime: 11.90s First Qtr: 28.90s Second Qtr: 29.60s Third Qtr: 29.60s Fourth Qtr: 29.90s

NoHorse	Plc	Mar	800 Posi	400 Posi	Time	3rd Qtr	4th Qtr
5 MISSTREPO	1	0.0m	13.2m (1)	13.8m (2)	2:09.90	29.65s	28.87s
7 MARIANNA BROMA	2	1.7m	4.8m (0)	4.2m (0)	2:10.03	29.56s	29.71s
3 ALLAMBIE	3	5.6m	4.2m (1)	4.4m (2)	2:10.34	29.61s	29.99s
9 CHEETAH LODGE	4	8.6m	0.0m (1)	3.6m (1)	2:10.57	29.86s	30.27s
4 SHAKALAKABOOMB	5	9.0m	15.2m (0)	10.8m (1)	2:10.60	29.28s	29.77s
8 STORMTIDE	6	10.2m	9.4m (0)	8.6m (0)	2:10.70	29.54s	30.02s
6 JIGAMAROO	7	10.3m	18.2m (1)	17.4m (1)	2:10.71	29.54s	29.37s
1 VODKA EN ICE	8	11.8m	0.6m (0)	0.0m (0)	2:10.82	29.55s	30.78s
2 KUDOS MASON	9	27.7m	9.0m (1)	9.6m (2)	2:12.07	29.64s	31.25s

Finish Position and metres gained from 800m



Home of Australian Harness Sectionals
 PJ Harness Analyser Daily Raw Data directly to your inbox

NEW All Victorian Racing added as of 17 January 2022

www.pjdata.com.au admin@pjdata.com.au www.facebook.com/PJHarnessRacing

RISE Digital, Harness Racing Australia nor the provider accepts any responsibility for the completeness or accuracy of any of the information contained herein, and makes no representations about its suitability for any particular purpose. Users should make their own judgements about those matters and/or seek independent advice. You assume all risks associated with use of data provided on this page

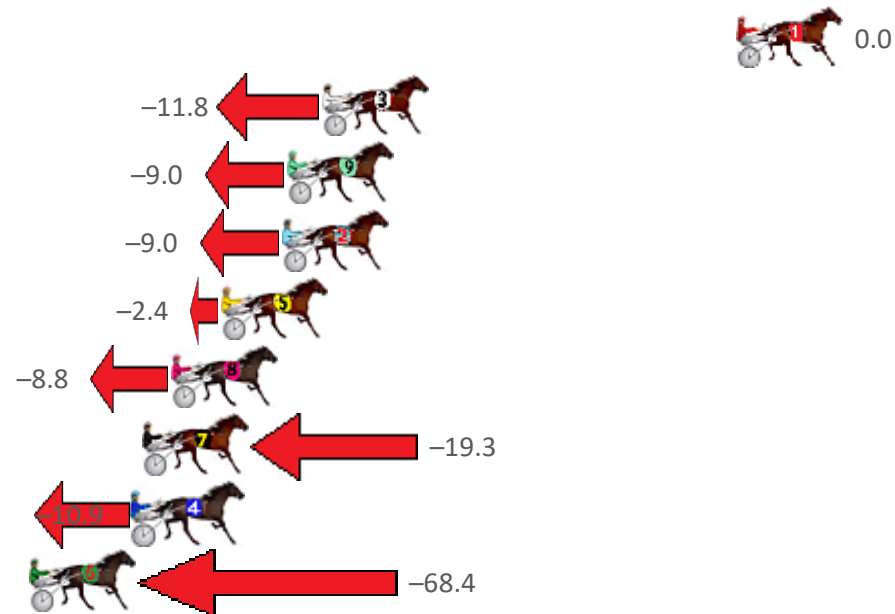
Redcliffe Race 5 Distance 1780m

Wednesday, 9 November 2022

Gross Time: 2:10.80 MileRate: 1:58.20 LeadTime: 11.30s First Qtr: 30.60s Second Qtr: 31.20s Third Qtr: 28.90s Fourth Qtr: 28.80s

NoHorse	Plc	Mar	800 Posi	400 Posi	Time	3rd Qtr	4th Qtr
1 BELLA BRONSKI	1	0.0m	0.0m (0)	0.0m (0)	2:10.80	28.90s	28.80s
3 PRESS STATEMENT	2	16.4m	4.6m (1)	6.2m (1)	2:12.04	29.02s	29.53s
9 JET FORCE	3	17.8m	8.8m (0)	11.6m (0)	2:12.15	29.10s	29.24s
2 GABBYS IDEAL	4	18.0m	9.0m (1)	11.6m (2)	2:12.16	29.09s	29.26s
5 REGAL NIGHTSHADE	5	20.4m	18.0m (1)	21.2m (0)	2:12.34	29.13s	28.74s
8 MAN OF ACTION	6	22.4m	13.6m (1)	16.4m (1)	2:12.49	29.10s	29.23s
7 ROLLONX	7	23.5m	4.2m (0)	6.2m (0)	2:12.58	29.05s	30.04s
4 SOULWRITER	8	23.9m	13.0m (0)	16.4m (0)	2:12.61	29.14s	29.34s
6 GETALOADATHISBRO	9	69.0m	0.6m (1)	11.2m (1)	2:16.02	29.67s	32.94s

Finish Position and metres gained from 800m



Home of Australian Harness Sectionals

PJ Harness Analyser Daily Raw Data directly to your inbox

NEW All Victorian Racing added as of 17 January 2022

www.pjdata.com.au
 admin@pjdata.com.au
 www.facebook.com/PJHarnessRacing

RISE Digital, Harness Racing Australia nor the provider accepts any responsibility for the completeness or accuracy of any of the information contained herein, and makes no representations about its suitability for any particular purpose. Users should make their own judgements about those matters and/or seek independent advice. You assume all risks associated with use of data provided on this page

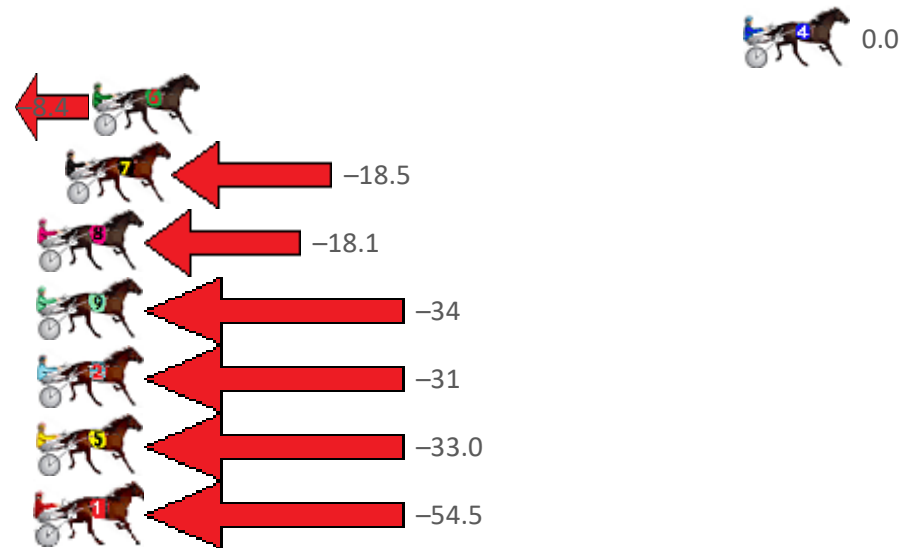
Redcliffe Race 6 Distance 1780m

Wednesday, 9 November 2022

Gross Time: 2:13.20 MileRate: 2:00.50 LeadTime: 11.70s First Qtr: 31.10s Second Qtr: 31.80s Third Qtr: 29.60s Fourth Qtr: 29.00s

NoHorse	Plc	Mar	800 Posi	400 Posi	Time	3rd Qtr	4th Qtr
4 SHEZA BONNY SHEIL	1	0.0m	0.0m (0)	0.0m (0)	2:13.20	29.60s	29.00s
6 STUDLEIGH PATRICIA	2	25.8m	17.4m (1)	15.2m (2)	2:15.16	29.45s	29.76s
7 BIDDADDABA BOY	3	26.9m	8.4m (0)	13.2m (0)	2:15.25	29.96s	29.99s
8 CHARLIE MY BOY	4	30.9m	12.8m (1)	14.4m (1)	2:15.55	29.73s	30.19s
9 AKERMANIS	5	37.5m	3.8m (1)	7.2m (1)	2:16.05	29.87s	31.18s
2 DOOLITTLE DAYS	6	38.5m	7.8m (1)	11.2m (2)	2:16.13	29.87s	30.97s
5 SWIFT CHANGE	7	45.4m	12.4m (0)	18.0m (0)	2:16.65	30.03s	30.98s
1 TORI BE	8	58.9m	4.4m (0)	9.2m (0)	2:17.68	29.99s	32.58s

Finish Position and metres gained from 800m





Home of Australian Harness Sectionals
 PJ Harness Analyser Daily Raw Data directly to your inbox

NEW All Victorian Racing added as of 17 January 2022

www.pjdata.com.au
 admin@pjdata.com.au
 www.facebook.com/PJHarnessRacing



RISE Digital, Harness Racing Australia nor the provider accepts any responsibility for the completeness or accuracy of any of the information contained herein, and makes no representations about its suitability for any particular purpose. Users should make their own judgements about those matters and/or seek independent advice. You assume all risks associated with use of data provided on this page

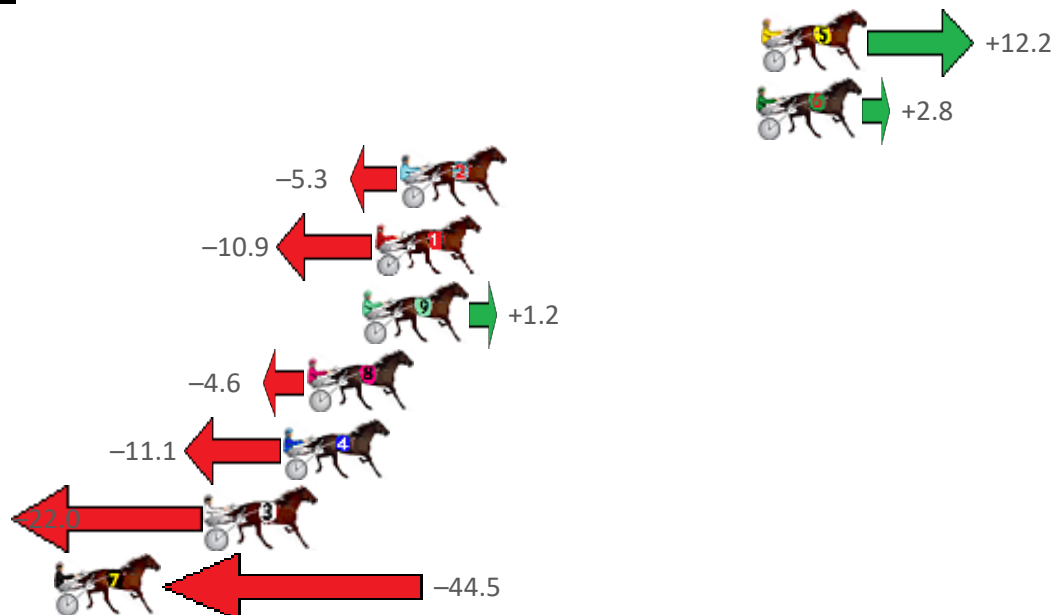
Redcliffe Race 7 Distance 1780m

Wednesday, 9 November 2022

Gross Time: 2:14.60 MileRate: 2:01.70 LeadTime: 11.40s First Qtr: 31.50s Second Qtr: 31.80s Third Qtr: 29.90s Fourth Qtr: 30.00s

NoHorse	Plc	Mar	800 Posi	400 Posi	Time	3rd Qtr	4th Qtr
5 STAR OF THE ARTS	1	0.0m	12.2m (1)	10.8m (2)	2:14.60	29.80s	29.19s
6 DELIGHT OF RANI	2	0.2m	3.0m (1)	0.4m (1)	2:14.62	29.71s	29.99s
2 PAYOUT	3	14.3m	9.0m (0)	9.8m (0)	2:15.72	29.96s	30.34s
1 MAJOR PAINT	4	15.3m	4.4m (0)	5.2m (0)	2:15.80	29.96s	30.75s
9 MINARUA	5	15.8m	17.0m (1)	15.2m (1)	2:15.84	29.77s	30.04s
8 VILLAGE SMIRKER	6	18.0m	13.4m (0)	14.6m (0)	2:16.01	29.99s	30.25s
4 MELTON QUALITY	7	18.9m	7.8m (1)	6.6m (1)	2:16.09	29.81s	30.92s
3 GHOST TRAIN	8	22.0m	0.0m (0)	0.0m (0)	2:16.33	29.90s	31.64s
7 CANDY STRIPER	9	124.5m	80.0m (0)	100.0m (0)	2:24.38	31.39s	31.83s

Finish Position and metres gained from 800m





Home of Australian Harness Sectionals
 PJ Harness Analyser Daily Raw Data directly to your inbox

NEW All Victorian Racing added as of 17 January 2022

www.pjdata.com.au admin@pjdata.com.au www.facebook.com/PJHarnessRacing



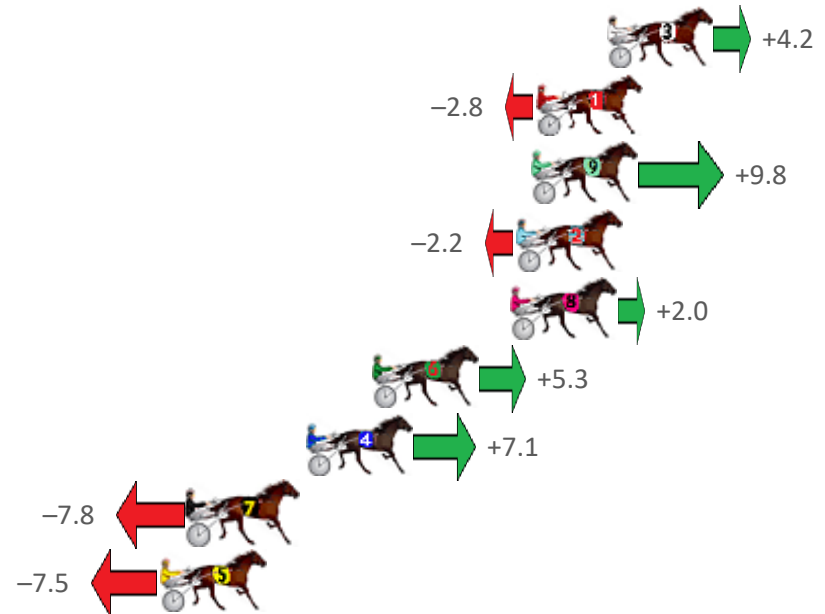
Redcliffe Race 8 Distance 1780m

Wednesday, 9 November 2022

Gross Time: 2:13.60 MileRate: 2:00.80 LeadTime: 11.90s First Qtr: 30.90s Second Qtr: 32.00s Third Qtr: 29.30s Fourth Qtr: 29.50s

NoHorse	Plc	Mar	800 Posi	400 Posi	Time	3rd Qtr	4th Qtr
3 CAUGHT OUT	1	0.0m	4.2m (0)	4.6m (0)	2:13.60	29.33s	29.16s
1 EASTBRO TEX	2	2.8m	0.0m (0)	0.0m (0)	2:13.82	29.30s	29.71s
9 CANNAN	3	3.0m	12.8m (0)	14.4m (1)	2:13.83	29.42s	28.66s
2 LURKING	4	3.6m	1.4m (1)	0.4m (1)	2:13.88	29.23s	29.73s
8 JAMAICAN RESORT	5	3.8m	5.8m (1)	5.4m (1)	2:13.89	29.27s	29.38s
6 CHASIN DREAMZ	6	9.3m	14.6m (1)	16.2m (2)	2:14.32	29.42s	28.99s
4 BERTILS FIREFOX	7	11.9m	19.0m (1)	20.4m (2)	2:14.52	29.40s	28.88s
7 FEEL THE THRILL	8	16.6m	8.8m (0)	12.8m (0)	2:14.88	29.59s	29.78s
5 TORQUE WRITER	9	17.7m	10.2m (1)	9.8m (1)	2:14.97	29.27s	30.08s

Finish Position and metres gained from 800m





Home of Australian Harness Sectionals
 PJ Harness Analyser Daily Raw Data directly to your inbox

NEW All Victorian Racing added as of 17 January 2022

www.pjdata.com.au
 admin@pjdata.com.au
 www.facebook.com/PJHarnessRacing



RISE Digital, Harness Racing Australia nor the provider accepts any responsibility for the completeness or accuracy of any of the information contained herein, and makes no representations about its suitability for any particular purpose. Users should make their own judgements about those matters and/or seek independent advice. You assume all risks associated with use of data provided on this page

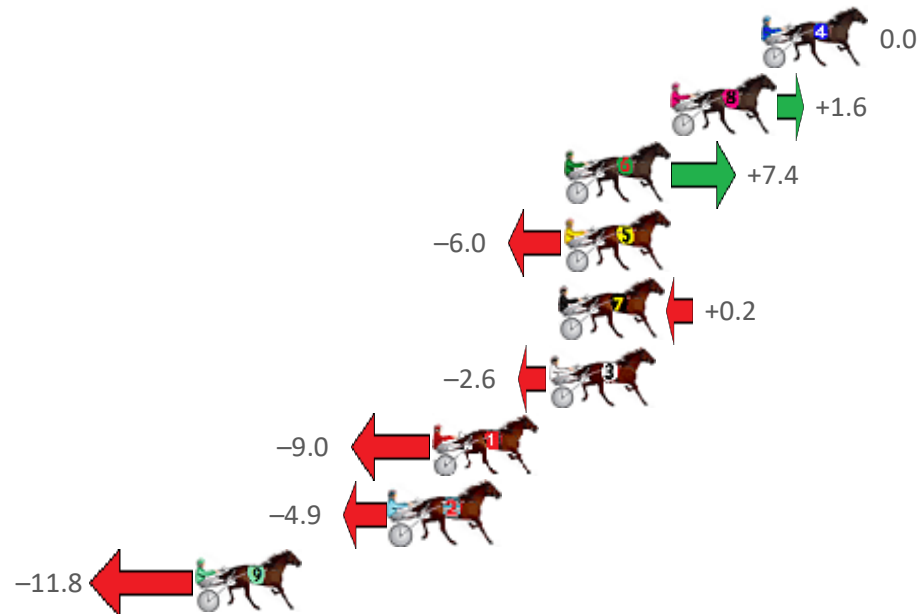
Redcliffe Race 9 Distance 1780m

Wednesday, 9 November 2022

Gross Time: 2:13.00 MileRate: 2:00.20 LeadTime: 11.40s First Qtr: 30.90s Second Qtr: 30.70s Third Qtr: 29.50s Fourth Qtr: 30.50s

NoHorse	Plc	Mar	800 Posi	400 Posi	Time	3rd Qtr	4th Qtr
4 DATSINAHURRI	1	0.0m	0.0m (0)	0.0m (0)	2:13.00	29.50s	30.50s
8 TULHURST CUDDLES	2	3.6m	5.2m (2)	1.8m (2)	2:13.29	29.24s	30.64s
6 FEELING THE POWER	3	7.8m	15.2m (1)	16.2m (1)	2:13.62	29.59s	29.86s
5 THE MACH ARMY	4	7.8m	1.8m (1)	1.6m (1)	2:13.62	29.48s	30.97s
7 MATAI REACTOR	5	8.0m	8.2m (0)	11.0m (0)	2:13.64	29.71s	30.27s
3 CARIBBEAN ROCKET	6	8.4m	5.8m (1)	6.6m (1)	2:13.67	29.56s	30.64s
1 BEEF CITY STARZZZ	7	13.0m	4.0m (0)	7.0m (0)	2:14.04	29.72s	30.95s
2 DONT YOUBE NAUG	8	14.7m	9.8m (1)	11.4m (1)	2:14.17	29.62s	30.75s
9 TRIOLI	9	22.4m	10.6m (2)	11.6m (2)	2:14.79	29.56s	31.32s

Finish Position and metres gained from 800m



Home of Australian Harness Sectionals
PJ Harness Analyser Daily Raw Data directly to your inbox

NEW All Victorian Racing added as of 17 January 2022

www.pjdata.com.au
 admin@pjdata.com.au
 www.facebook.com/PJHarnessRacing

RISE Digital, Harness Racing Australia nor the provider accepts any responsibility for the completeness or accuracy of any of the information contained herein, and makes no representations about its suitability for any particular purpose. Users should make their own judgements about those matters and/or seek independent advice. You assume all risks associated with use of data provided on this page


Redcliffe Race 10 Distance 1780m

Wednesday, 9 November 2022

Gross Time: 2:13.60 MileRate: 2:00.80 LeadTime: 11.30s First Qtr: 30.90s Second Qtr: 31.40s Third Qtr: 29.30s Fourth Qtr: 30.70s

NoHorse	Plc	Mar	800 Posi	400 Posi	Time	3rd Qtr	4th Qtr
4 MAJORMISS	1	0.0m	0.0m (0)	0.0m (0)	2:13.60	29.30s	30.70s
1 HOLLADOR DAISY	2	3.4m	4.2m (0)	4.8m (0)	2:13.87	29.35s	30.59s
6 HOLLYWOODBOND	3	3.8m	1.0m (1)	1.2m (1)	2:13.91	29.31s	30.90s
3 IMA MIDNIGHT REBE	4	3.9m	8.2m (0)	10.2m (0)	2:13.91	29.46s	30.22s
8 MORETTA	5	6.0m	9.8m (1)	9.6m (1)	2:14.08	29.29s	30.43s
2 THREE PARTS GREY	6	7.8m	5.4m (1)	5.2m (1)	2:14.23	29.28s	30.90s
9 SHOOBEE RIGHT	7	8.5m	14.8m (1)	14.4m (1)	2:14.28	29.28s	30.25s
7 FANCY LIKE BARBIE	8	9.2m	12.8m (0)	14.6m (0)	2:14.34	29.44s	30.29s

Finish Position and metres gained from 800m





Home of Australian Harness Sectionals
 PJ Harness Analyser Daily Raw Data directly to your inbox

NEW All Victorian Racing added as of 17 January 2022

www.pjdata.com.au
 admin@pjdata.com.au
 www.facebook.com/PJHarnessRacing



RISE Digital, Harness Racing Australia nor the provider accepts any responsibility for the completeness or accuracy of any of the information contained herein, and makes no representations about its suitability for any particular purpose. Users should make their own judgements about those matters and/or seek independent advice. You assume all risks associated with use of data provided on this page