

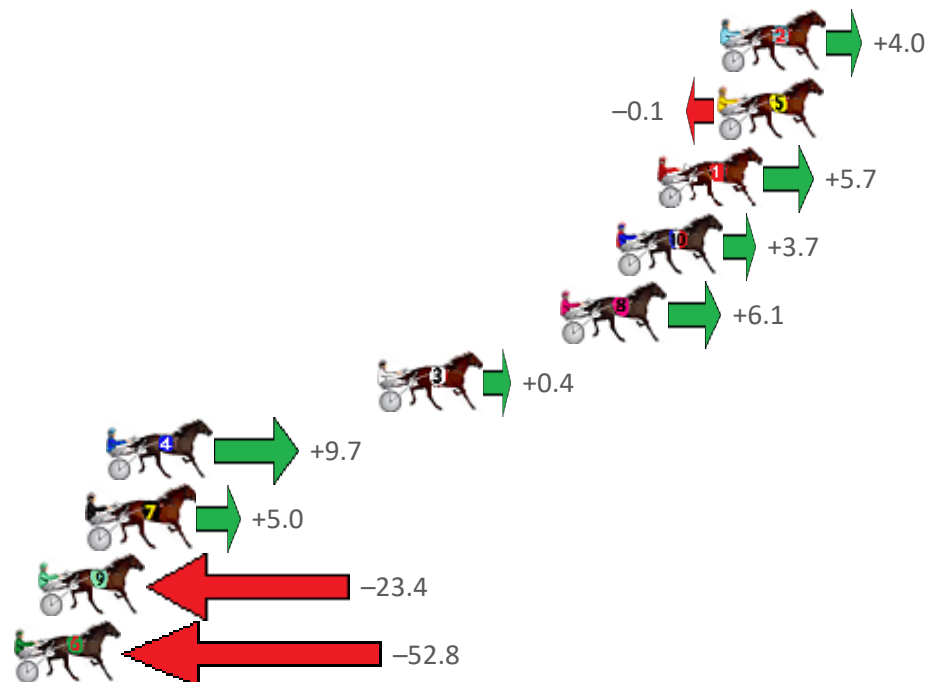
Albion Park Race 1 Distance 1660m

Thursday, 10 November 2022

Gross Time: 2:02.20 MileRate: 1:58.50 LeadTime: 3.40s First Qtr: 27.30s Second Qtr: 32.30s Third Qtr: 29.40s Fourth Qtr: 29.80s

| NoHorse | Plc | Mar | 800 Posi | 400 Posi | Time | 3rd Qtr | 4th Qtr |
|---------------------|-----|--------|-----------|------------|---------|---------|---------|
| 2 KAPAI | 1 | 0.0m | 4.0m (0) | 4.4m (0) | 2:02.20 | 29.43s | 29.47s |
| 5 DREAM INCEPTION | 2 | 0.1m | 0.0m (0) | 0.0m (0) | 2:02.21 | 29.40s | 29.81s |
| 1 EVERYSECONDCOUN | 3 | 2.5m | 8.2m (0) | 8.6m (0) | 2:02.40 | 29.43s | 29.35s |
| 10 MY RUMOUR HAS IT | 4 | 4.1m | 7.8m (1) | 6.8m (2) | 2:02.52 | 29.33s | 29.60s |
| 8 MILLY AN EYRE | 5 | 6.3m | 12.4m (1) | 12.4m (2) | 2:02.69 | 29.40s | 29.35s |
| 3 AURORA | 6 | 13.6m | 14.0m (0) | 13.4m (0) | 2:03.26 | 29.36s | 29.81s |
| 4 MONARO MAKO | 7 | 24.3m | 34.0m (0) | 25.6m (0) | 2:04.10 | 28.78s | 29.70s |
| 7 HELLO JOLENE JOLE | 8 | 25.0m | 30.0m (0) | 21.0m (0) | 2:04.15 | 28.74s | 30.10s |
| 9 THE REAPER | 9 | 27.0m | 3.6m (1) | 10.4m (1) | 2:04.31 | 29.89s | 31.03s |
| 6 SHEGOTSASS | 10 | 132.8m | 80.0m (0) | 100.0m (0) | 2:12.57 | 30.86s | 32.23s |

Finish Position and metres gained from 800m



Home of Australian Harness Sectionals
 PJ Harness Analyser Daily Raw Data directly to your inbox

All Victorian Racing added as of 17 January 2022

www.pjdata.com.au admin@pjdata.com.au www.facebook.com/PJHarnessRacing

RISE Digital, Harness Racing Australia nor the provider accepts any responsibility for the completeness or accuracy of any of the information contained herein, and makes no representations about its suitability for any particular purpose. Users should make their own judgements about those matters and/or seek independent advice. You assume all risks associated with use of data provided on this page


Albion Park Race 2 Distance 1660m

Thursday, 10 November 2022

Gross Time: 2:00.00 MileRate: 1:56.30 LeadTime: 3.40s First Qtr: 28.00s Second Qtr: 30.50s Third Qtr: 29.20s Fourth Qtr: 28.90s

| NoHorse | Plc | Mar | 800 Posi | 400 Posi | Time | 3rd Qtr | 4th Qtr |
|------------------|-----|--------|-----------|-----------|---------|---------|---------|
| 4 ACE LOMBO | 1 | 0.0m | 7.8m (1) | 4.8m (1) | 2:00.00 | 28.98s | 28.56s |
| 5 JADES DIAMOND | 2 | 21.0m | 23.6m (1) | 18.0m (2) | 2:01.59 | 28.80s | 29.12s |
| 10 ARTFUL MASTER | 3 | 21.6m | 17.0m (1) | 13.6m (1) | 2:01.64 | 28.96s | 29.47s |
| 9 CORVETTE JOE | 4 | 22.6m | 12.6m (1) | 9.4m (1) | 2:01.71 | 28.97s | 29.85s |
| 7 SHORT LEG SUE | 5 | 26.1m | 21.6m (0) | 22.8m (2) | 2:01.98 | 29.29s | 29.14s |
| 6 KASE | 6 | 27.6m | 0.0m (0) | 0.0m (0) | 2:02.09 | 29.21s | 30.88s |
| 3 SHESHERZ | 7 | 27.6m | 2.4m (1) | 0.8m (1) | 2:02.09 | 29.09s | 30.83s |
| 8 AS SHE SAYS | 8 | 28.1m | 13.8m (0) | 24.2m (0) | 2:02.13 | 29.95s | 29.18s |
| 1 BARROOM BLITZ | 9 | 30.9m | 9.4m (0) | 19.8m (1) | 2:02.34 | 29.96s | 29.70s |
| 2 GLENEAGLE BUZZ | 10 | 157.6m | 5.0m (0) | 16.4m (0) | 2:11.95 | 30.08s | 39.04s |

Finish Position and metres gained from 800m



Home of Australian Harness Sectionals

PJ Harness Analyser Daily Raw Data directly to your inbox

NEW All Victorian Racing added as of 17 January 2022

www.pjdata.com.au admin@pjdata.com.au www.facebook.com/PJHarnessRacing

RISE Digital, Harness Racing Australia nor the provider accepts any responsibility for the completeness or accuracy of any of the information contained herein, and makes no representations about its suitability for any particular purpose. Users should make their own judgements about those matters and/or seek independent advice. You assume all risks associated with use of data provided on this page

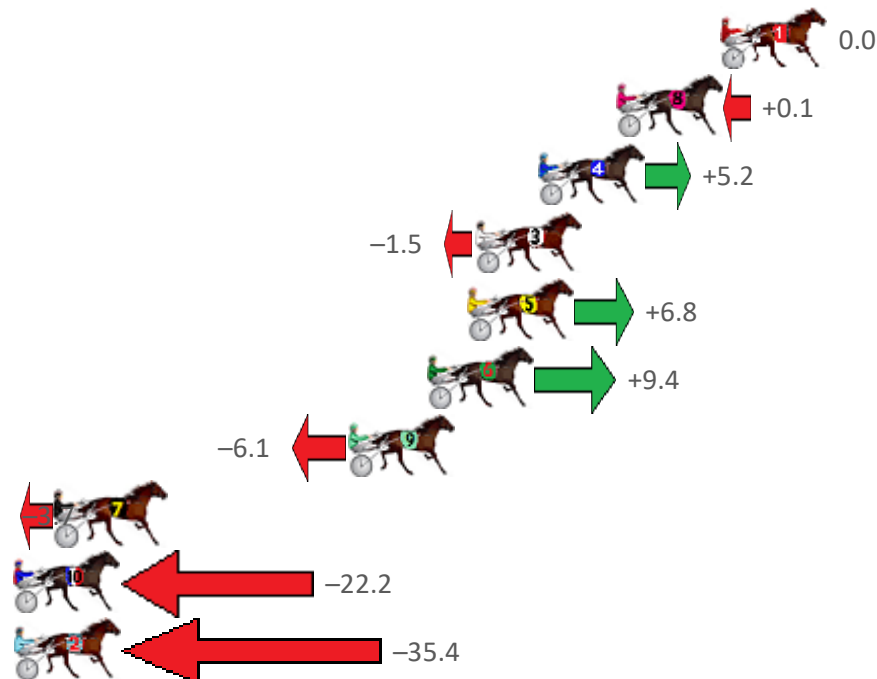
Albion Park Race 3 Distance 1660m

Thursday, 10 November 2022

Gross Time: 2:00.70 MileRate: 1:57.00 LeadTime: 3.40s First Qtr: 28.30s Second Qtr: 31.10s Third Qtr: 28.50s Fourth Qtr: 29.40s

| No Horse | Plc | Mar | 800 Posi | 400 Posi | Time | 3rd Qtr | 4th Qtr |
|----------------------|-----|-------|-----------|-----------|---------|---------|---------|
| 1 SHAKATIE | 1 | 0.0m | 0.0m (0) | 0.0m (0) | 2:00.70 | 28.50s | 29.40s |
| 8 CLARES FOOL | 2 | 4.1m | 4.2m (1) | 4.2m (0) | 2:01.02 | 28.50s | 29.39s |
| 4 MELTON KILLARA | 3 | 7.2m | 12.4m (1) | 13.2m (1) | 2:01.26 | 28.56s | 28.96s |
| 3 SCHOOPY | 4 | 9.7m | 8.2m (1) | 8.2m (1) | 2:01.45 | 28.50s | 29.51s |
| 5 ABBEY DIADEMA | 5 | 10.0m | 16.8m (1) | 16.4m (2) | 2:01.47 | 28.48s | 28.93s |
| 6 NON PASSARE | 6 | 11.6m | 21.0m (1) | 10.6m (2) | 2:01.59 | 27.75s | 29.47s |
| 9 OUR DOLLY | 7 | 14.7m | 8.6m (0) | 12.8m (0) | 2:01.83 | 28.80s | 29.54s |
| 7 SIR SEMPER FIDELIS | 8 | 26.3m | 22.6m (0) | 23.2m (1) | 2:02.73 | 28.54s | 29.63s |
| 10 BEAU HART | 9 | 35.2m | 13.0m (0) | 18.0m (0) | 2:03.41 | 28.84s | 30.66s |
| 2 NAUGHTYINHEAVEN | 10 | 39.6m | 4.2m (0) | 8.8m (0) | 2:03.75 | 28.80s | 31.65s |

Finish Position and metres gained from 800m



Home of Australian Harness Sectionals
 PJ Harness Analyser Daily Raw Data directly to your inbox

All Victorian Racing added as of 17 January 2022

www.pjdata.com.au admin@pjdata.com.au www.facebook.com/PJHarnessRacing

RISE Digital, Harness Racing Australia nor the provider accepts any responsibility for the completeness or accuracy of any of the information contained herein, and makes no representations about its suitability for any particular purpose. Users should make their own judgements about those matters and/or seek independent advice. You assume all risks associated with use of data provided on this page

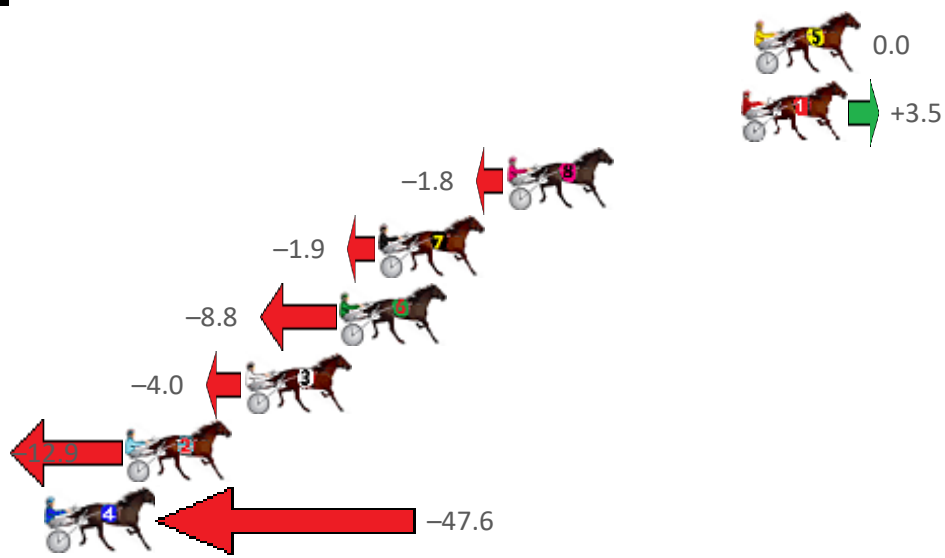
Albion Park Race 4 Distance 2138m

Thursday, 10 November 2022

Gross Time: 2:33.50 MileRate: 1:55.50 LeadTime: 37.70s First Qtr: 29.00s Second Qtr: 30.60s Third Qtr: 28.20s Fourth Qtr: 28.00s

| NoHorse | Plc | Mar | 800 Posi | 400 Posi | Time | 3rd Qtr | 4th Qtr |
|--------------------|-----|-------|-----------|-----------|---------|---------|---------|
| 5 HIPSTAR | 1 | 0.0m | 0.0m (0) | 0.0m (0) | 2:33.50 | 28.20s | 28.00s |
| 1 MAJORDOIT | 2 | 0.5m | 4.0m (0) | 4.6m (0) | 2:33.54 | 28.24s | 27.71s |
| 8 GLENEAGLE WARRIO | 3 | 9.8m | 8.0m (0) | 8.6m (0) | 2:34.22 | 28.24s | 28.08s |
| 7 SCOOB OPERATOR | 4 | 14.9m | 13.0m (0) | 13.2m (0) | 2:34.60 | 28.21s | 28.12s |
| 6 ADMIRAL BRONSKI | 5 | 16.4m | 7.6m (1) | 12.0m (1) | 2:34.71 | 28.51s | 28.31s |
| 3 ARTFUL MAID | 6 | 20.2m | 16.2m (1) | 16.4m (2) | 2:34.99 | 28.21s | 28.26s |
| 2 ROLL ONE OVER | 7 | 24.9m | 12.0m (1) | 12.0m (2) | 2:35.33 | 28.20s | 28.90s |
| 4 KASH US BACK | 8 | 51.2m | 3.6m (1) | 8.0m (1) | 2:37.27 | 28.52s | 31.01s |

Finish Position and metres gained from 800m



Home of Australian Harness Sectionals
 PJ Harness Analyser Daily Raw Data directly to your inbox

NEW All Victorian Racing added as of 17 January 2022

www.pjdata.com.au
 admin@pjdata.com.au
 www.facebook.com/PJHarnessRacing

RISE Digital, Harness Racing Australia nor the provider accepts any responsibility for the completeness or accuracy of any of the information contained herein, and makes no representations about its suitability for any particular purpose. Users should make their own judgements about those matters and/or seek independent advice. You assume all risks associated with use of data provided on this page

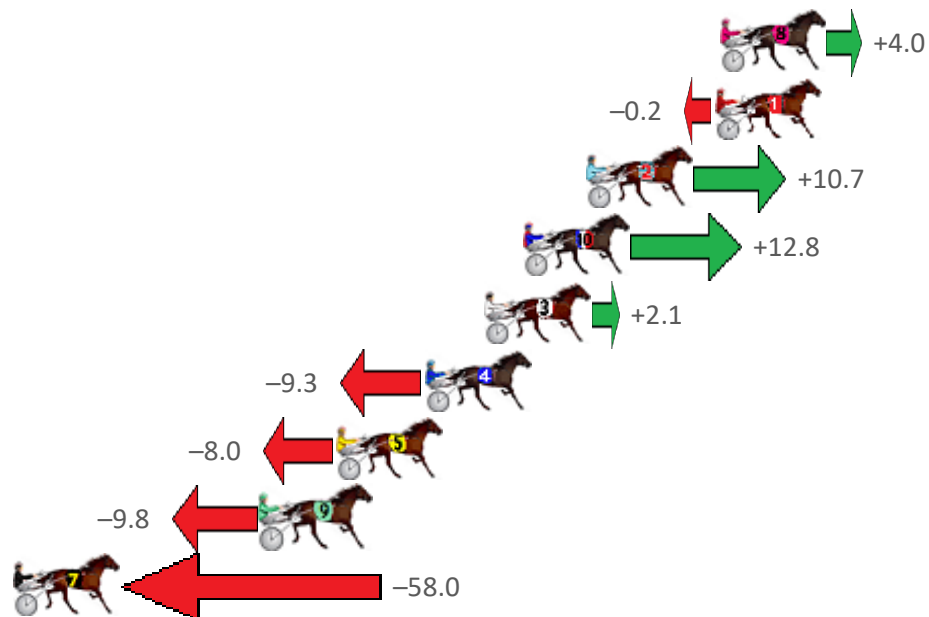
Albion Park Race 5 Distance 1660m

Thursday, 10 November 2022

Gross Time: 1:59.60 MileRate: 1:55.90 LeadTime: 3.50s First Qtr: 28.20s Second Qtr: 29.80s Third Qtr: 28.00s Fourth Qtr: 30.10s

| NoHorse | Plc | Mar | 800 Posi | 400 Posi | Time | 3rd Qtr | 4th Qtr |
|------------------|-----|-------|-----------|-----------|---------|---------|---------|
| 8 FORGIVE ME | 1 | 0.0m | 4.0m (0) | 4.0m (0) | 1:59.60 | 28.01s | 29.80s |
| 1 WONDERWOMAN J | 2 | 0.2m | 0.0m (0) | 0.0m (0) | 1:59.62 | 28.00s | 30.11s |
| 2 SHEZ GOT BLING | 3 | 5.3m | 16.0m (1) | 15.6m (2) | 2:00.02 | 28.00s | 29.33s |
| 10 UNDERTHEKILT | 4 | 7.8m | 20.6m (1) | 19.6m (0) | 2:00.21 | 27.96s | 29.22s |
| 3 HIT THE TRACK | 5 | 9.3m | 11.4m (1) | 11.0m (2) | 2:00.33 | 27.98s | 29.97s |
| 4 FOR NO REASON | 6 | 11.7m | 2.4m (1) | 4.2m (1) | 2:00.52 | 28.11s | 30.66s |
| 5 GALVARINO | 7 | 15.2m | 7.2m (1) | 8.4m (1) | 2:00.80 | 28.07s | 30.61s |
| 9 TORO DELAGO | 8 | 18.2m | 8.4m (0) | 9.8m (0) | 2:01.03 | 28.08s | 30.73s |
| 7 ATOMIC PETE | 9 | 75.2m | 17.2m (0) | 42.0m (0) | 2:05.53 | 29.70s | 32.58s |

Finish Position and metres gained from 800m



Home of Australian Harness Sectionals
 PJ Harness Analyser Daily Raw Data directly to your inbox

NEW All Victorian Racing added as of 17 January 2022

www.pjdata.com.au
 admin@pjdata.com.au
 www.facebook.com/PJHarnessRacing

RISE Digital, Harness Racing Australia nor the provider accepts any responsibility for the completeness or accuracy of any of the information contained herein, and makes no representations about its suitability for any particular purpose. Users should make their own judgements about those matters and/or seek independent advice. You assume all risks associated with use of data provided on this page

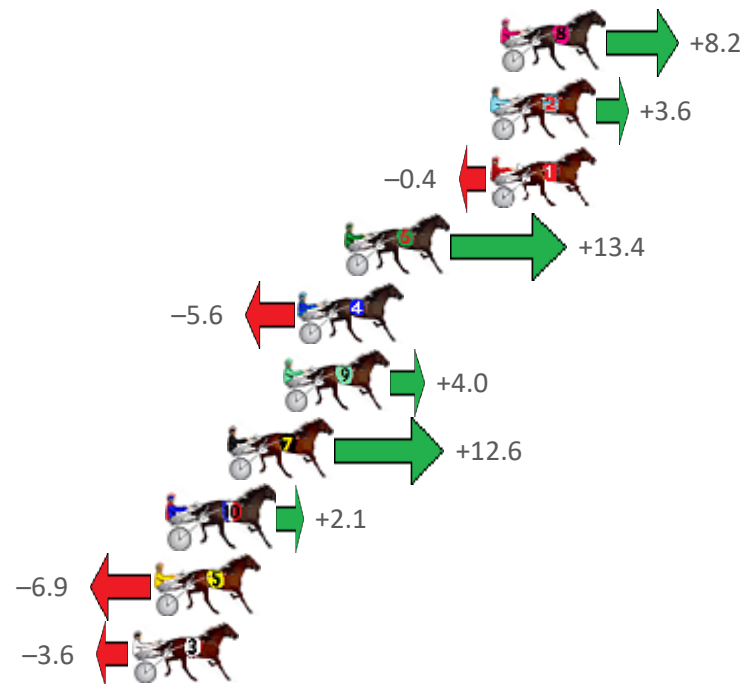
Albion Park Race 6 Distance 1660m

Thursday, 10 November 2022

Gross Time: 1:59.50 MileRate: 1:55.90 LeadTime: 3.40s First Qtr: 28.50s Second Qtr: 30.60s Third Qtr: 27.80s Fourth Qtr: 29.20s

| NoHorse | Plc | Mar | 800 Posi | 400 Posi | Time | 3rd Qtr | 4th Qtr |
|---------------------|-----|-------|-----------|-----------|---------|---------|---------|
| 8 THE CASUAL GOOSE | 1 | 0.0m | 8.2m (0) | 9.2m (0) | 1:59.50 | 27.89s | 28.53s |
| 2 DOOLITTLE DOOZZIE | 2 | 0.4m | 4.0m (0) | 4.2m (0) | 1:59.53 | 27.82s | 28.92s |
| 1 MASTER CHARLES | 3 | 0.4m | 0.0m (0) | 0.0m (0) | 1:59.53 | 27.80s | 29.23s |
| 6 WHATA TERROR | 4 | 6.2m | 19.6m (1) | 25.2m (1) | 1:59.97 | 28.23s | 27.82s |
| 4 RANCHO MAN | 5 | 8.0m | 2.4m (1) | 2.4m (1) | 2:00.11 | 27.79s | 29.61s |
| 9 FORTES IN FIDE | 6 | 8.6m | 12.6m (0) | 13.8m (0) | 2:00.16 | 27.89s | 28.82s |
| 7 BRILLIANT ART | 7 | 10.8m | 23.4m (1) | 20.8m (1) | 2:00.33 | 27.63s | 28.47s |
| 10 MAFFIOSO GIRL | 8 | 13.1m | 15.2m (1) | 20.0m (2) | 2:00.50 | 28.15s | 28.70s |
| 5 ARCHILLES | 9 | 13.7m | 6.8m (1) | 7.8m (1) | 2:00.55 | 27.86s | 29.63s |
| 3 ITSMEGS | 10 | 14.6m | 11.0m (1) | 16.4m (1) | 2:00.62 | 28.19s | 29.07s |

Finish Position and metres gained from 800m



Home of Australian Harness Sectionals
 PJ Harness Analyser Daily Raw Data directly to your inbox

NEW All Victorian Racing added as of 17 January 2022

www.pjdata.com.au
 admin@pjdata.com.au
 www.facebook.com/PJHarnessRacing

RISE Digital, Harness Racing Australia nor the provider accepts any responsibility for the completeness or accuracy of any of the information contained herein, and makes no representations about its suitability for any particular purpose. Users should make their own judgements about those matters and/or seek independent advice. You assume all risks associated with use of data provided on this page

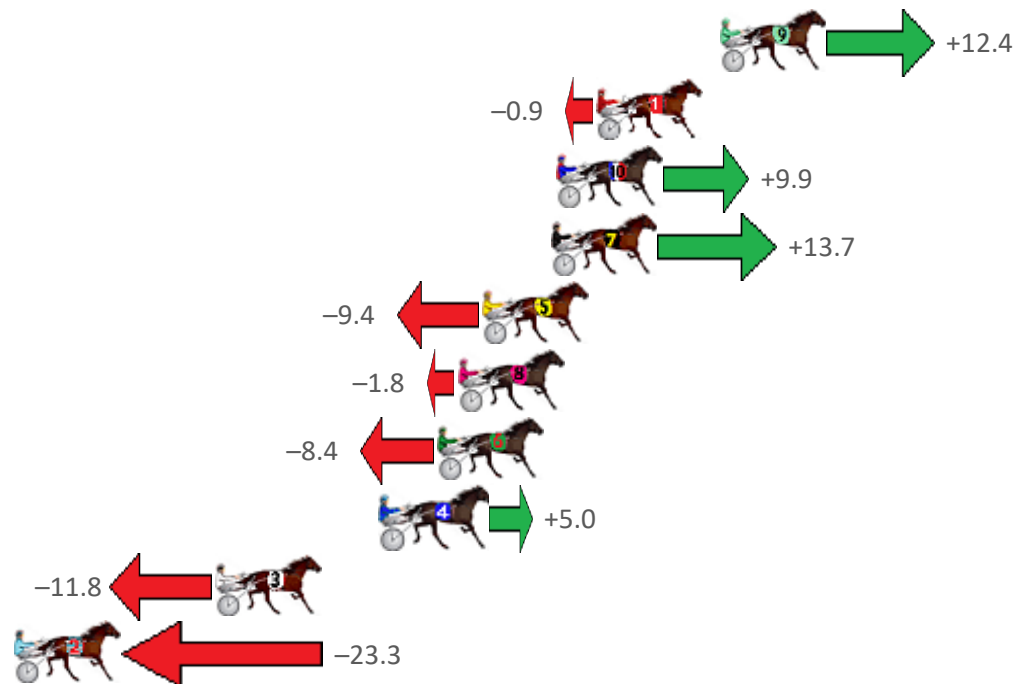
Albion Park Race 7 Distance 1660m

Thursday, 10 November 2022

Gross Time: 1:59.00 MileRate: 1:55.40 LeadTime: 3.50s First Qtr: 28.10s Second Qtr: 29.70s Third Qtr: 28.30s Fourth Qtr: 29.40s

| NoHorse | Plc | Mar | 800 Posi | 400 Posi | Time | 3rd Qtr | 4th Qtr |
|---------------------|-----|-------|-----------|-----------|---------|---------|---------|
| 9 FAST TRACKER | 1 | 0.0m | 12.4m (1) | 11.2m (2) | 1:59.00 | 28.23s | 28.58s |
| 1 TURBO BROMAC | 2 | 4.9m | 4.0m (0) | 4.4m (0) | 1:59.38 | 28.33s | 29.44s |
| 10 MANLY MACH | 3 | 6.5m | 16.4m (1) | 15.2m (2) | 1:59.50 | 28.23s | 28.76s |
| 7 CHAL BE | 4 | 6.7m | 20.4m (1) | 19.2m (2) | 1:59.52 | 28.23s | 28.49s |
| 5 MAJOR MISCHIEF | 5 | 9.4m | 0.0m (0) | 0.0m (0) | 1:59.72 | 28.29s | 30.09s |
| 8 STUDLEIGH MARK | 6 | 10.4m | 8.6m (0) | 9.0m (0) | 1:59.80 | 28.33s | 29.50s |
| 6 THE WEEKEND | 7 | 11.2m | 2.8m (1) | 3.8m (1) | 1:59.86 | 28.36s | 29.94s |
| 4 STUDLEIGH SONNY | 8 | 13.4m | 18.4m (0) | 14.2m (0) | 2:00.03 | 28.00s | 29.34s |
| 3 MY ULTIMATE VICTO | 9 | 20.0m | 8.2m (1) | 7.2m (2) | 2:00.54 | 28.21s | 30.34s |
| 2 SHARP SHOOTER | 10 | 37.1m | 13.8m (0) | 12.8m (1) | 2:01.86 | 28.20s | 31.18s |

Finish Position and metres gained from 800m



Home of Australian Harness Sectionals

PJ Harness Analyser Daily Raw Data directly to your inbox

NEW All Victorian Racing added as of 17 January 2022

www.pjdata.com.au
 admin@pjdata.com.au
 www.facebook.com/PJHarnessRacing

RISE Digital, Harness Racing Australia nor the provider accepts any responsibility for the completeness or accuracy of any of the information contained herein, and makes no representations about its suitability for any particular purpose. Users should make their own judgements about those matters and/or seek independent advice. You assume all risks associated with use of data provided on this page

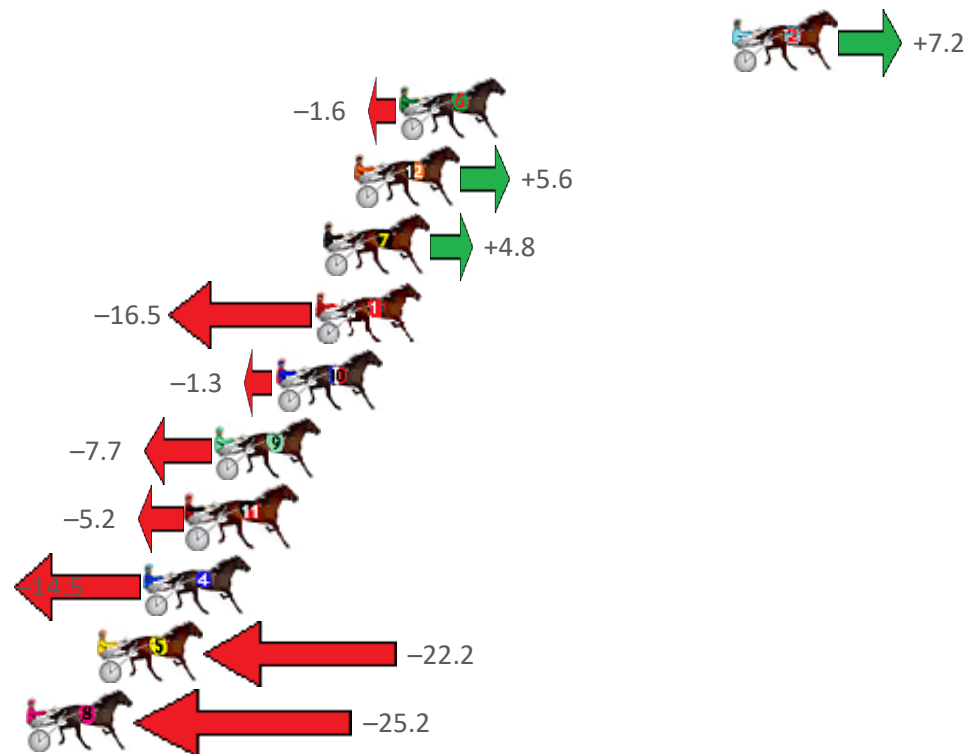
Albion Park Race 8 Distance 2138m

Thursday, 10 November 2022

Gross Time: 2:34.30 MileRate: 1:56.20 LeadTime: 38.50s First Qtr: 29.80s Second Qtr: 29.40s Third Qtr: 27.90s Fourth Qtr: 28.70s

| NoHorse | Plc | Mar | 800 Posi | 400 Posi | Time | 3rd Qtr | 4th Qtr |
|---------------------|-----|-------|-----------|-----------|---------|---------|---------|
| 2 CONGO LINE | 1 | 0.0m | 7.2m (1) | 3.4m (2) | 2:34.30 | 27.64s | 28.46s |
| 6 GREY CADILLAC | 2 | 13.2m | 11.6m (1) | 8.6m (1) | 2:35.29 | 27.68s | 29.03s |
| 12 BE MY ROCK | 3 | 15.0m | 20.6m (1) | 13.4m (2) | 2:35.43 | 27.39s | 28.81s |
| 7 SHADOW MINISTER | 4 | 16.2m | 21.0m (0) | 17.6m (1) | 2:35.52 | 27.66s | 28.60s |
| 1 STOMPEN | 5 | 16.5m | 0.0m (0) | 0.0m (0) | 2:35.54 | 27.88s | 29.88s |
| 10 DESPONDENT | 6 | 18.1m | 16.8m (0) | 18.0m (0) | 2:35.66 | 27.98s | 28.71s |
| 9 BRIDGE COIN | 7 | 20.5m | 12.8m (0) | 14.0m (0) | 2:35.84 | 27.98s | 29.16s |
| 11 CANT BLUFF YOU | 8 | 21.6m | 16.4m (1) | 9.2m (2) | 2:35.93 | 27.38s | 29.58s |
| 4 ROCKSLIDE | 9 | 23.3m | 8.8m (0) | 9.8m (0) | 2:36.06 | 27.96s | 29.66s |
| 5 DATTITUDE | 10 | 25.2m | 3.0m (1) | 2.4m (1) | 2:36.20 | 27.84s | 30.33s |
| 8 HEZ ON THE BUZZER | 11 | 29.6m | 4.4m (0) | 5.4m (0) | 2:36.53 | 27.95s | 30.43s |

Finish Position and metres gained from 800m



Home of Australian Harness Sectionals
 PJ Harness Analyser Daily Raw Data directly to your inbox

All Victorian Racing added as of 17 January 2022

www.pjdata.com.au admin@pjdata.com.au www.facebook.com/PJHarnessRacing

RISE Digital, Harness Racing Australia nor the provider accepts any responsibility for the completeness or accuracy of any of the information contained herein, and makes no representations about its suitability for any particular purpose. Users should make their own judgements about those matters and/or seek independent advice. You assume all risks associated with use of data provided on this page

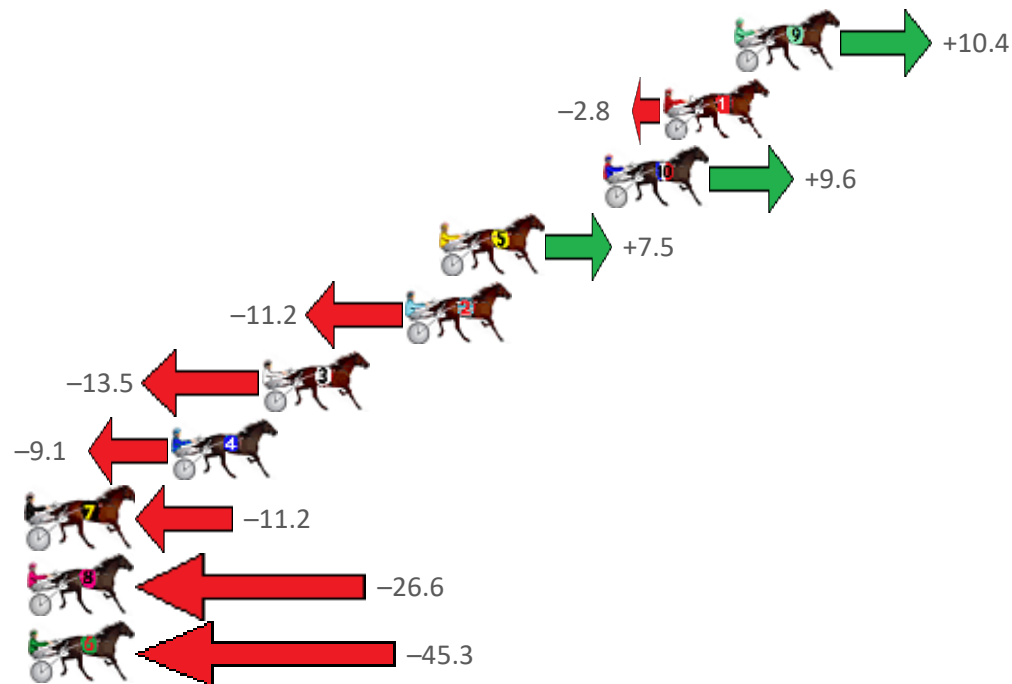
Albion Park Race 9 Distance 1660m

Thursday, 10 November 2022

Gross Time: 1:57.90 MileRate: 1:54.30 LeadTime: 3.30s First Qtr: 27.00s Second Qtr: 30.50s Third Qtr: 27.70s Fourth Qtr: 29.40s

| NoHorse | Plc | Mar | 800 Posi | 400 Posi | Time | 3rd Qtr | 4th Qtr |
|--------------------|-----|-------|-----------|-----------|---------|---------|---------|
| 9 THE GROGFATHER | 1 | 0.0m | 10.4m (1) | 6.0m (2) | 1:57.90 | 27.40s | 28.96s |
| 1 SLICK SOPHIE | 2 | 2.8m | 0.0m (0) | 0.0m (0) | 1:58.12 | 27.69s | 29.60s |
| 10 ISOLATION | 3 | 5.2m | 14.8m (1) | 11.8m (2) | 1:58.30 | 27.50s | 28.92s |
| 5 HESTON ZOOLANDE | 4 | 11.7m | 19.2m (1) | 16.4m (2) | 1:58.80 | 27.51s | 29.06s |
| 2 SAVING MAJOR PER | 5 | 13.0m | 1.8m (1) | 2.6m (1) | 1:58.90 | 27.73s | 30.16s |
| 3 THERESACHANCE | 6 | 18.7m | 5.2m (0) | 6.0m (0) | 1:59.34 | 27.73s | 30.33s |
| 4 LETTERKENNY BOY | 7 | 22.3m | 13.2m (0) | 13.6m (0) | 1:59.62 | 27.71s | 30.04s |
| 7 BE ROCK HARD | 8 | 28.6m | 17.4m (0) | 18.0m (0) | 2:00.10 | 27.72s | 30.17s |
| 8 CONVAIR HUSTLER | 9 | 35.8m | 9.2m (0) | 10.0m (1) | 2:00.66 | 27.70s | 31.29s |
| 6 PERFECT CUT | 10 | 51.3m | 6.0m (1) | 14.2m (1) | 2:01.85 | 28.20s | 32.11s |

Finish Position and metres gained from 800m



Home of Australian Harness Sectionals
 PJ Harness Analyser Daily Raw Data directly to your inbox

All Victorian Racing added as of 17 January 2022

www.pjdata.com.au
 admin@pjdata.com.au
 www.facebook.com/PJHarnessRacing

RISE Digital, Harness Racing Australia nor the provider accepts any responsibility for the completeness or accuracy of any of the information contained herein, and makes no representations about its suitability for any particular purpose. Users should make their own judgements about those matters and/or seek independent advice. You assume all risks associated with use of data provided on this page