


Albion Park Race 1 Distance 2647m

Tuesday, 15 November 2022

Gross Time: 3:21.40 MileRate: 2:02.40 LeadTime: 82.60s First Qtr: 31.00s Second Qtr: 29.80s Third Qtr: 29.70s Fourth Qtr: 28.30s

No Horse	Plc	Mar	800 Posi	400 Posi	Time	3rd Qtr	4th Qtr
1 ZEALOUS SPUR	1	0.0m	0.0m (0)	0.0m (0)	3:21.40	29.70s	28.30s
4 RIGONDEAUX	2	9.9m	8.2m (0)	8.8m (0)	3:22.14	29.75s	28.38s
6 IM THE COMMANDO	3	11.6m	4.0m (0)	4.4m (0)	3:22.26	29.74s	28.81s
3 MATATOKI	4	19.2m	3.4m (1)	3.6m (1)	3:22.83	29.74s	29.40s
2 LEESA CASTLETON	5	30.4m	7.6m (1)	7.6m (1)	3:23.66	29.74s	29.90s
7 ALADDIN SANE	6	106.8m	70.0m (0)	80.0m (0)	3:29.34	30.47s	30.19s
5 KAR MANOR	7	109.0m	75.0m (0)	85.0m (0)	3:29.50	30.46s	29.99s

Finish Position and metres gained from 800m







PJ Harness Analyser

VERSION 4.02 OUT NOW

REGISTER NOW TO TRY IT FOR FREE IN DECEMBER

www.facebook.com/PJHarnessRacing





RISE Digital, Harness Racing Australia nor the provider accepts any responsibility for the completeness or accuracy of any of the information contained herein, and makes no representations about its suitability for any particular purpose. Users should make their own judgements about those matters and/or seek independent advice. You assume all risks associated with use of data provided on this page

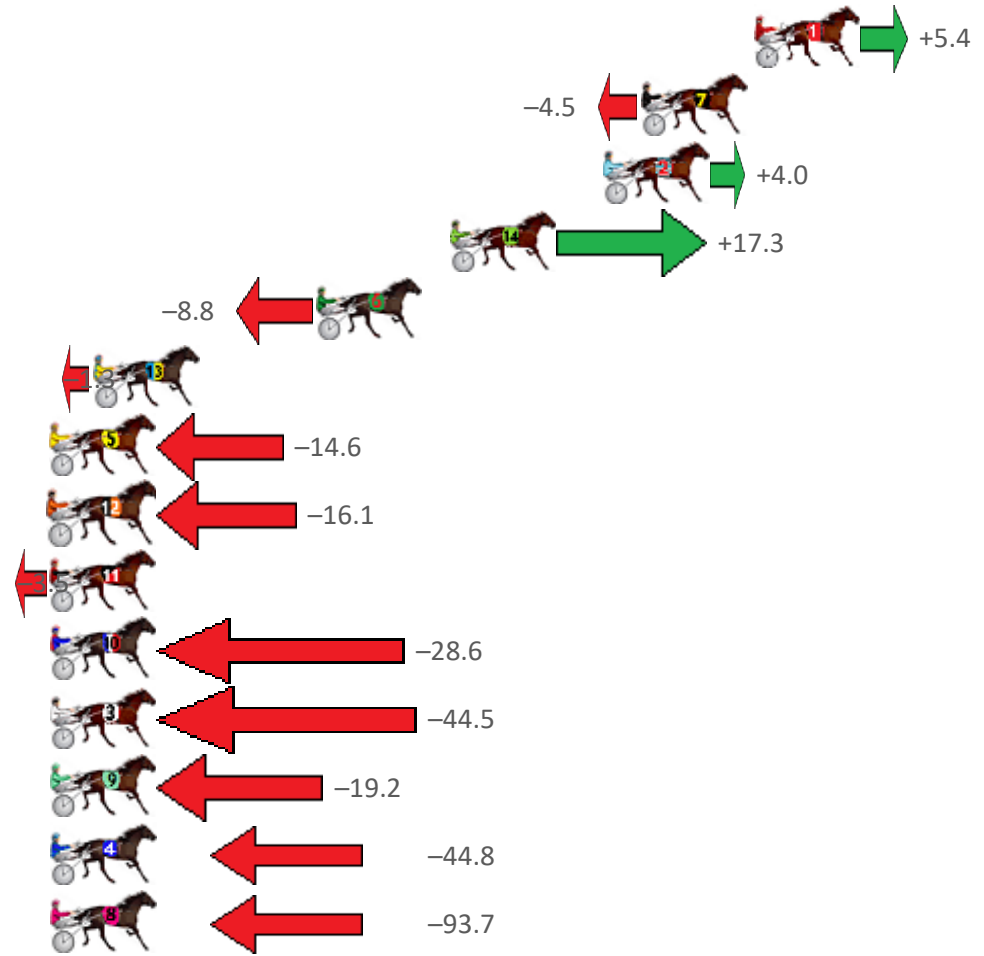
Albion Park Race 2 Distance 2138m

Tuesday, 15 November 2022

Gross Time: 2:43.30 MileRate: 2:02.90 LeadTime: 42.80s First Qtr: 30.30s Second Qtr: 30.60s Third Qtr: 30.10s Fourth Qtr: 29.50s

No Horse	Plc	Mar	800 Posi	400 Posi	Time	3rd Qtr	4th Qtr
1 JET LEGS	1	0.0m	5.4m (0)	4.4m (0)	2:43.30	30.02s	29.18s
7 MARLEY NOVA	2	4.5m	0.0m (0)	0.0m (0)	2:43.65	30.10s	29.83s
2 BANFF	3	6.0m	10.0m (0)	10.0m (0)	2:43.76	30.10s	29.21s
14 JACCKA WATCH	4	12.1m	29.4m (1)	16.6m (0)	2:44.24	29.15s	29.17s
6 QUERENCIA	5	17.4m	8.6m (1)	6.6m (2)	2:44.65	29.96s	30.29s
13 HAMMER SON	6	26.3m	25.0m (1)	20.8m (1)	2:45.33	29.79s	29.90s
5 SONETTO	7	29.2m	14.6m (0)	16.0m (1)	2:45.56	30.21s	30.47s
12 SET ME FREE	8	30.3m	14.2m (1)	13.8m (2)	2:45.64	30.08s	30.71s
11 MISSY NOVA	9	31.1m	27.6m (0)	27.4m (0)	2:45.71	30.09s	29.77s
10 PADDY PANTS	10	48.2m	19.6m (1)	18.4m (2)	2:47.03	30.03s	31.69s
3 ALLANON	11	48.3m	3.8m (1)	7.0m (1)	2:47.04	30.37s	32.53s
9 JUST CALL ME MOLL	12	59.0m	39.8m (0)	39.6m (1)	2:47.86	30.10s	30.92s
4 HOTEL KYVALLEY	13	109.8m	65.0m (0)	65.0m (0)	2:51.79	30.13s	32.79s
8 CHOCOLATEHANDFU	14	117.1m	23.4m (0)	38.0m (0)	2:52.36	31.24s	35.30s

Finish Position and metres gained from 800m






PJ
Data

Harness Analyser

VERSION 4.02 OUT NOW

REGISTER NOW TO TRY IT FOR FREE IN DECEMBER

www.facebook.com/PJHarnessRacing



RISE Digital, Harness Racing Australia nor the provider accepts any responsibility for the completeness or accuracy of any of the information contained herein, and makes no representations about its suitability for any particular purpose. Users should make their own judgements about those matters and/or seek independent advice. You assume all risks associated with use of data provided on this page

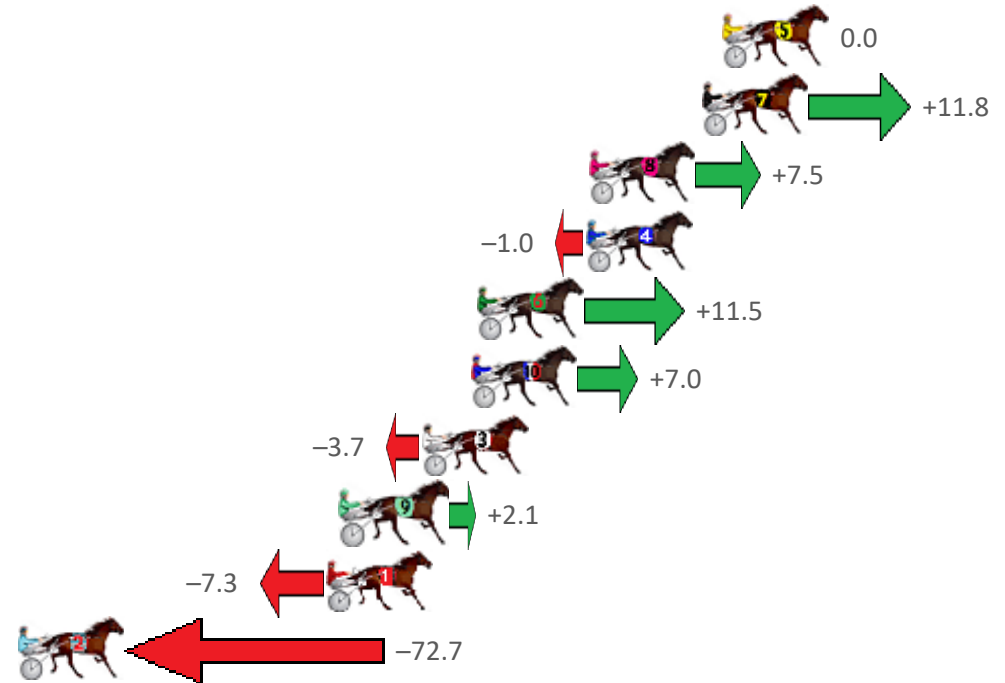
Albion Park Race 3 Distance 1660m


Tuesday, 15 November 2022

Gross Time: 2:02.70 MileRate: 1:59.00 LeadTime: 3.50s First Qtr: 27.80s Second Qtr: 31.40s Third Qtr: 30.70s Fourth Qtr: 29.30s

No Horse	Plc	Mar	800 Posi	400 Posi	Time	3rd Qtr	4th Qtr
5 GIRL FROM ROSEDAL	1	0.0m	0.0m (0)	0.0m (0)	2:02.70	30.70s	29.30s
7 SKYLAR BREE	2	0.8m	12.6m (1)	7.4m (2)	2:02.76	30.30s	28.82s
8 POTTER	3	5.3m	12.8m (0)	12.4m (0)	2:03.11	30.66s	28.78s
4 LUCKY JIM	4	5.4m	4.4m (0)	4.0m (0)	2:03.11	30.67s	29.40s
6 MORETTA	5	9.7m	21.2m (1)	15.6m (2)	2:03.45	30.27s	28.87s
10 KEITH WILL DO	6	10.0m	17.0m (1)	11.6m (2)	2:03.47	30.29s	29.18s
3 HOLLADOR DAISY	7	11.9m	8.2m (1)	3.4m (1)	2:03.61	30.36s	29.92s
9 SHOOBEE RIGHT	8	15.1m	17.2m (0)	17.2m (0)	2:03.86	30.70s	29.15s
1 THREE PARTS GREY	9	15.7m	8.4m (0)	8.0m (0)	2:03.91	30.68s	29.86s
2 MYNAMESEVAN	10	76.7m	4.0m (1)	10.6m (1)	2:08.59	31.31s	34.11s

Finish Position and metres gained from 800m









PJ Harness Analyser

VERSION 4.02 OUT NOW

REGISTER NOW TO TRY IT FOR FREE IN DECEMBER

www.facebook.com/PJHarnessRacing

RISE Digital, Harness Racing Australia nor the provider accepts any responsibility for the completeness or accuracy of any of the information contained herein, and makes no representations about its suitability for any particular purpose. Users should make their own judgements about those matters and/or seek independent advice. You assume all risks associated with use of data provided on this page

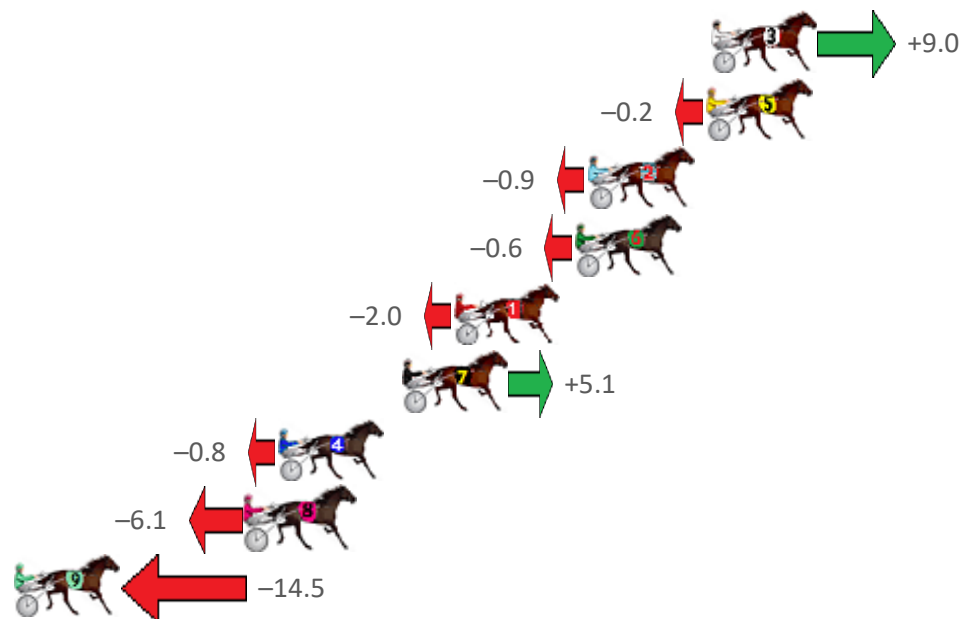
Albion Park Race 4 Distance 1660m

Tuesday, 15 November 2022

Gross Time: 1:59.60 MileRate: 1:55.90 LeadTime: 3.60s First Qtr: 27.40s Second Qtr: 31.40s Third Qtr: 28.90s Fourth Qtr: 28.30s

No Horse	Plc	Mar	800 Posi	400 Posi	Time	3rd Qtr	4th Qtr
3 BEACH ON FIRE	1	0.0m	9.0m (1)	7.4m (1)	1:59.60	28.78s	27.78s
5 FORGIVE ME	2	0.2m	0.0m (0)	0.0m (0)	1:59.61	28.90s	28.31s
2 LOOKS JUST RIGHT	3	4.9m	4.0m (0)	4.2m (0)	1:59.96	28.91s	28.35s
6 BRAEVIEW FELLA	4	5.4m	4.8m (1)	3.2m (1)	2:00.00	28.79s	28.45s
1 JET FORCE	5	10.2m	8.2m (0)	8.6m (0)	2:00.36	28.93s	28.41s
7 RANCHO MAN	6	12.3m	17.4m (1)	8.0m (2)	2:00.51	28.23s	28.60s
4 BIDDADDABA BOY	7	17.2m	16.4m (0)	19.0m (0)	2:00.88	29.08s	28.17s
8 STUDLEIGH WILL	8	18.5m	12.4m (0)	13.6m (0)	2:00.98	28.99s	28.64s
9 AKERMANIS	9	27.7m	13.2m (1)	13.2m (1)	2:01.66	28.91s	29.32s

Finish Position and metres gained from 800m







PJ Harness Analyser

VERSION 4.02 OUT NOW

REGISTER NOW TO TRY IT FOR FREE IN DECEMBER

www.facebook.com/PJHarnessRacing





RISE Digital, Harness Racing Australia nor the provider accepts any responsibility for the completeness or accuracy of any of the information contained herein, and makes no representations about its suitability for any particular purpose. Users should make their own judgements about those matters and/or seek independent advice. You assume all risks associated with use of data provided on this page

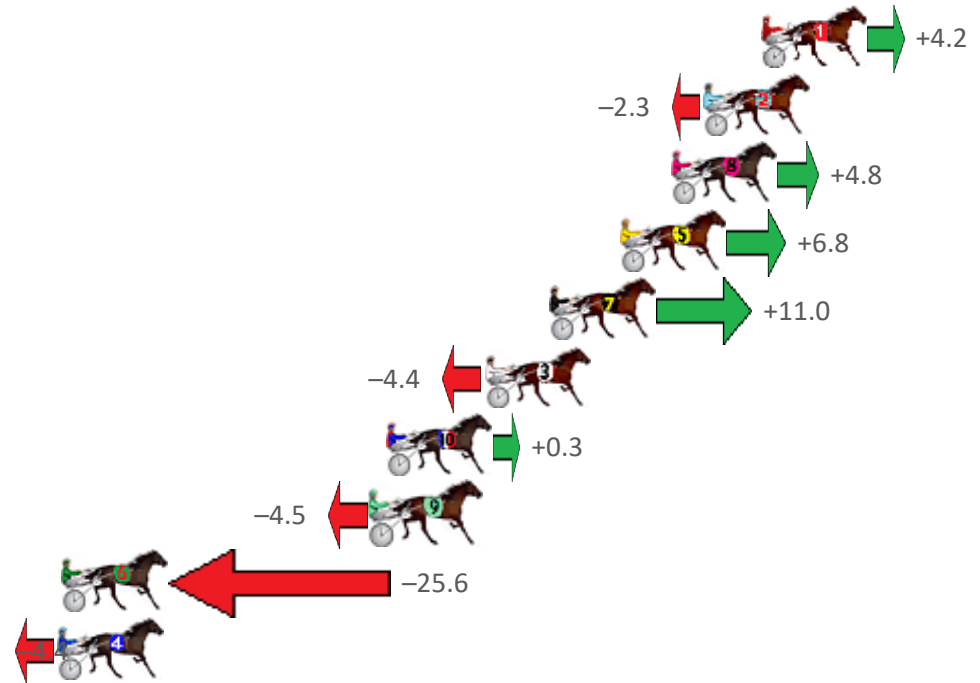
Albion Park Race 5 Distance 1660m


Tuesday, 15 November 2022


Gross Time: 1:59.40 MileRate: 1:55.70 LeadTime: 3.50s First Qtr: 28.50s Second Qtr: 30.20s Third Qtr: 28.40s Fourth Qtr: 28.80s

No Horse	Plc	Mar	800 Posi	400 Posi	Time	3rd Qtr	4th Qtr
1 GOALKICKER	1	0.0m	4.2m (0)	4.0m (0)	1:59.40	28.39s	28.51s
2 MASTER CHARLES	2	2.3m	0.0m (0)	0.0m (0)	1:59.57	28.40s	28.96s
8 VOODOO FELLA	3	3.6m	8.4m (0)	8.0m (0)	1:59.67	28.37s	28.48s
5 LANCELOT BROMAC	4	5.6m	12.4m (0)	12.4m (0)	1:59.82	28.40s	28.31s
7 PEPPA BLISS	5	8.4m	19.4m (1)	12.0m (3)	2:00.04	27.88s	28.54s
3 O B LEGAL	6	11.0m	6.6m (1)	8.8m (2)	2:00.23	28.56s	28.96s
10 GOZO SUNSHINE	7	14.9m	15.2m (1)	15.2m (1)	2:00.53	28.40s	28.78s
9 SUPERBON	8	15.5m	11.0m (1)	11.2m (1)	2:00.57	28.41s	29.11s
6 ARTISTIC SAINT	9	27.8m	2.2m (1)	7.0m (1)	2:01.50	28.73s	30.29s
4 OUR AUNTY ASH	10	28.0m	23.6m (1)	18.2m (2)	2:01.52	28.01s	29.50s

Finish Position and metres gained from 800m









PJ Harness Analyser

VERSION 4.02 OUT NOW

REGISTER NOW TO TRY IT FOR FREE IN DECEMBER

www.facebook.com/PJHarnessRacing

RISE Digital, Harness Racing Australia nor the provider accepts any responsibility for the completeness or accuracy of any of the information contained herein, and makes no representations about its suitability for any particular purpose. Users should make their own judgements about those matters and/or seek independent advice. You assume all risks associated with use of data provided on this page

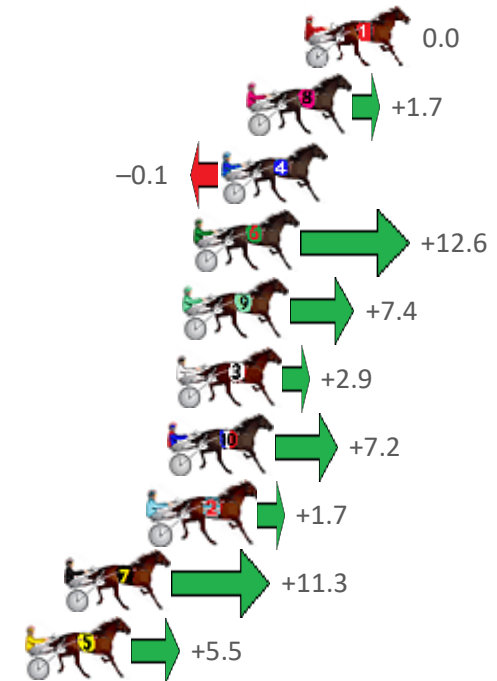
Albion Park Race 6 Distance 1660m


Tuesday, 15 November 2022


Gross Time: 1:59.80 MileRate: 1:56.10 LeadTime: 3.40s First Qtr: 27.80s Second Qtr: 30.60s Third Qtr: 28.50s Fourth Qtr: 29.50s

No Horse	Plc	Mar	800 Posi	400 Posi	Time	3rd Qtr	4th Qtr
1 MY ULTIMATE VICTO	1	0.0m	0.0m (0)	0.0m (0)	1:59.80	28.50s	29.50s
8 BLUE SHARD	2	2.3m	4.0m (0)	5.0m (0)	1:59.98	28.58s	29.30s
4 WILLIEWA LIGHTNIN	3	3.3m	3.2m (1)	3.8m (1)	2:00.06	28.54s	29.46s
6 STORMTIDE	4	4.4m	17.0m (0)	14.8m (1)	2:00.14	28.35s	28.74s
9 ONLY ONE DON	5	4.8m	12.2m (1)	9.6m (2)	2:00.17	28.32s	29.15s
3 MAFFIOSO GIRL	6	5.1m	8.0m (0)	10.6m (0)	2:00.19	28.69s	29.10s
10 STUDLEIGH MARK	7	5.4m	12.6m (0)	15.0m (0)	2:00.22	28.68s	28.80s
2 PUSHINIT UPHILL	8	6.1m	7.8m (1)	5.4m (2)	2:00.27	28.33s	29.55s
7 CAPTAIN BRAVEHEA	9	9.5m	20.8m (1)	12.0m (3)	2:00.53	27.87s	29.32s
5 RECIPE FOR DREAMI	10	11.1m	16.6m (1)	16.8m (2)	2:00.66	28.52s	29.08s

Finish Position and metres gained from 800m









PJ Harness Analyser

VERSION 4.02 OUT NOW

REGISTER NOW TO TRY IT FOR FREE IN DECEMBER

www.facebook.com/PJHarnessRacing

RISE Digital, Harness Racing Australia nor the provider accepts any responsibility for the completeness or accuracy of any of the information contained herein, and makes no representations about its suitability for any particular purpose. Users should make their own judgements about those matters and/or seek independent advice. You assume all risks associated with use of data provided on this page

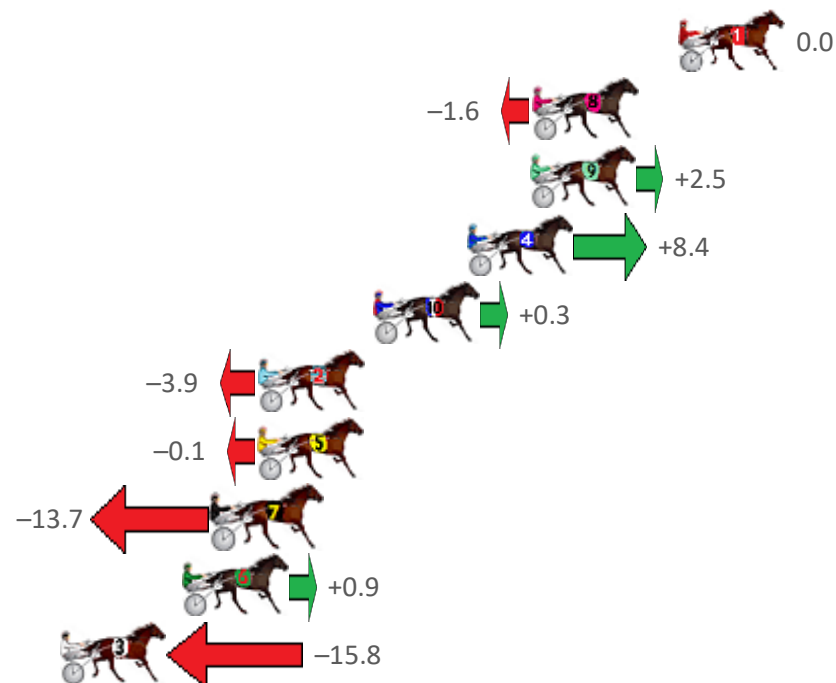
Albion Park Race 7 Distance 2138m

Tuesday, 15 November 2022

Gross Time: 2:34.00 MileRate: 1:55.90 LeadTime: 37.80s First Qtr: 29.50s Second Qtr: 30.50s Third Qtr: 27.90s Fourth Qtr: 28.30s

No Horse	Plc	Mar	800 Posi	400 Posi	Time	3rd Qtr	4th Qtr
1 ANIMADO	1	0.0m	0.0m (0)	0.0m (0)	2:34.00	27.90s	28.30s
8 NO DOUBT	2	5.8m	4.2m (0)	4.4m (0)	2:34.43	27.91s	28.40s
9 LADY AVANA	3	5.9m	8.4m (0)	8.4m (0)	2:34.44	27.90s	28.12s
4 FRANCO MACHO	4	8.4m	16.8m (1)	13.2m (2)	2:34.62	27.65s	27.96s
10 B MAC C	5	12.1m	12.4m (0)	12.4m (0)	2:34.90	27.90s	28.28s
2 STOMPEN	6	16.7m	12.8m (1)	13.0m (1)	2:35.24	27.91s	28.56s
5 WHICH HUNT	7	16.7m	16.6m (0)	16.8m (0)	2:35.24	27.91s	28.29s
7 CAPTAIN NEMO	8	18.5m	4.8m (1)	5.0m (1)	2:35.38	27.91s	29.25s
6 SURF ACE	9	19.7m	20.6m (1)	17.2m (2)	2:35.46	27.66s	28.48s
3 HESTON ZOOLANDE	10	24.6m	8.8m (1)	9.2m (2)	2:35.83	27.92s	29.38s

Finish Position and metres gained from 800m







PJ Harness Analyser

VERSION 4.02 OUT NOW

REGISTER NOW TO TRY IT FOR FREE IN DECEMBER

www.facebook.com/PJHarnessRacing




RISE Digital, Harness Racing Australia nor the provider accepts any responsibility for the completeness or accuracy of any of the information contained herein, and makes no representations about its suitability for any particular purpose. Users should make their own judgements about those matters and/or seek independent advice. You assume all risks associated with use of data provided on this page

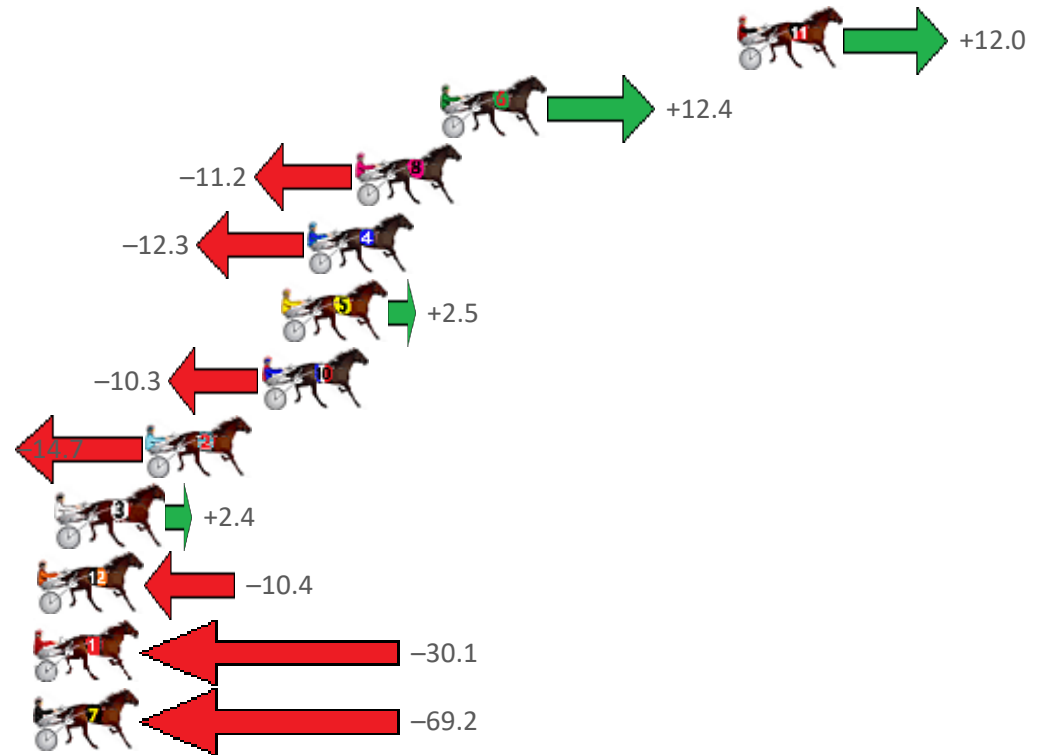
Albion Park Race 8 Distance 2138m

Tuesday, 15 November 2022

Gross Time: 2:33.20 MileRate: 1:55.30 LeadTime: 37.30s First Qtr: 29.10s Second Qtr: 29.40s Third Qtr: 28.20s Fourth Qtr: 29.20s

No Horse	Plc	Mar	800 Posi	400 Posi	Time	3rd Qtr	4th Qtr
11 KEY LARGO	1	0.0m	12.0m (2)	0.0m (0)	2:33.20	27.34s	29.20s
6 COURAGEOUS SAINT	2	11.8m	24.2m (2)	16.2m (3)	2:34.10	27.63s	28.88s
8 MOHS EM DOWN	3	15.2m	4.0m (0)	8.8m (1)	2:34.36	28.53s	29.66s
4 ITS MR CLOONEY	4	17.1m	4.8m (1)	4.4m (1)	2:34.51	28.16s	30.12s
5 MAFUTA VAUTIN	5	18.1m	20.6m (1)	14.8m (1)	2:34.59	27.78s	29.44s
10 JONAH JONES	6	18.9m	8.6m (0)	12.0m (0)	2:34.65	28.43s	29.70s
2 HANDSOME HERO	7	23.5m	8.8m (1)	10.6m (2)	2:35.00	28.31s	30.14s
3 BUMPER	8	27.0m	29.4m (1)	18.8m (1)	2:35.27	27.43s	29.80s
12 SUBTLE DELIGHT	9	27.8m	17.4m (2)	12.0m (3)	2:35.33	27.80s	30.35s
1 MARETTI	10	30.1m	0.0m (0)	6.8m (0)	2:35.51	28.66s	30.89s
7 JACK WILLIAM	11	82.2m	13.0m (0)	19.2m (0)	2:39.50	28.56s	33.77s

Finish Position and metres gained from 800m







PJ Harness Analyser

VERSION 4.02 OUT NOW

REGISTER NOW TO TRY IT FOR FREE IN DECEMBER

www.facebook.com/PJHarnessRacing





RISE Digital, Harness Racing Australia nor the provider accepts any responsibility for the completeness or accuracy of any of the information contained herein, and makes no representations about its suitability for any particular purpose. Users should make their own judgements about those matters and/or seek independent advice. You assume all risks associated with use of data provided on this page

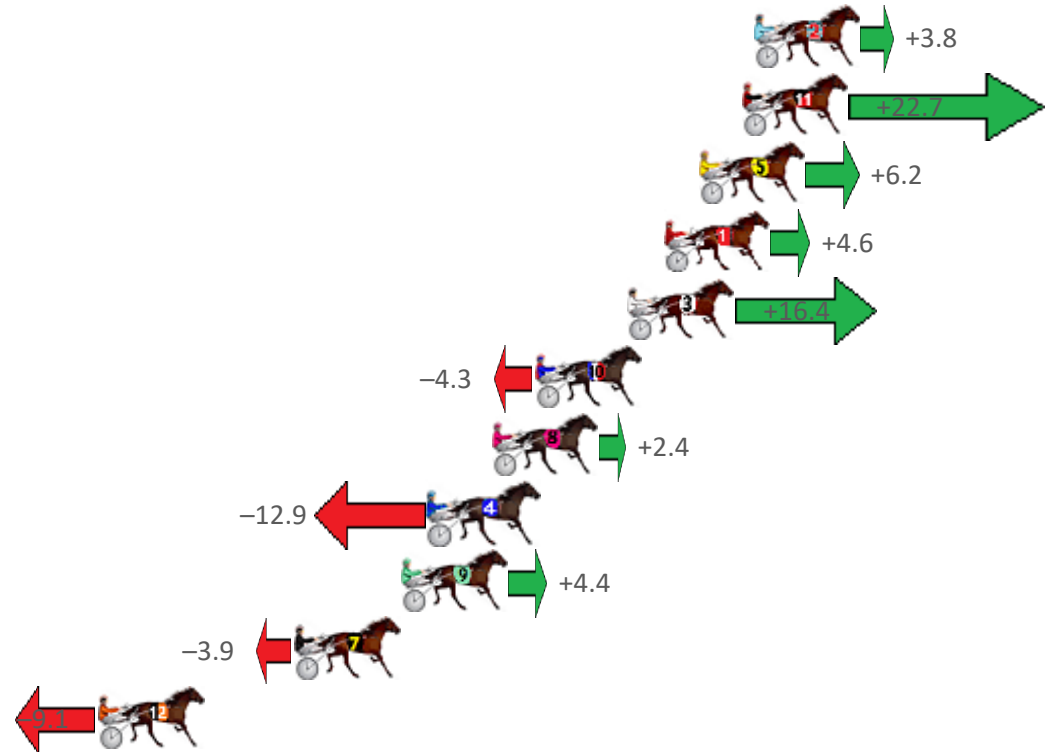
Albion Park Race 9 Distance 2138m


Tuesday, 15 November 2022


Gross Time: 2:35.70 MileRate: 1:57.20 LeadTime: 37.60s First Qtr: 30.30s Second Qtr: 29.60s Third Qtr: 28.10s Fourth Qtr: 30.10s

No Horse	Plc	Mar	800 Posi	400 Posi	Time	3rd Qtr	4th Qtr
2 STRONG RESPONSE	1	0.0m	3.8m (0)	4.2m (0)	2:35.70	28.14s	29.79s
11 MIDNIGHT CALM	2	0.5m	23.2m (1)	13.4m (2)	2:35.74	27.42s	29.13s
5 GABBYS SPORTSTAR	3	2.2m	8.4m (1)	8.4m (1)	2:35.87	28.12s	29.64s
1 FAST TRACKER	4	3.6m	8.2m (0)	8.6m (0)	2:35.98	28.14s	29.73s
3 STUDLEIGH SONNY	5	5.0m	21.4m (0)	19.4m (2)	2:36.09	27.99s	29.02s
10 MOSSDALE MAC	6	8.7m	4.4m (1)	4.4m (1)	2:36.39	28.09s	30.42s
8 CALF PEN	7	10.4m	12.8m (0)	13.2m (0)	2:36.52	28.14s	29.89s
4 LUXURY LAD	8	12.9m	0.0m (0)	0.0m (0)	2:36.72	28.07s	31.07s
9 HEZ ON THE BUZZER	9	14.0m	18.4m (1)	15.4m (1)	2:36.80	27.89s	30.00s
7 ONLY ONCE BITTEN	10	18.3m	14.4m (1)	9.2m (2)	2:37.14	27.70s	30.78s
12 ALTANA BLUE	11	26.1m	17.0m (0)	18.8m (0)	2:37.76	28.21s	30.65s

Finish Position and metres gained from 800m








PJ Harness Analyser

VERSION 4.02 OUT NOW

REGISTER NOW TO TRY IT FOR FREE IN DECEMBER

www.facebook.com/PJHarnessRacing





RISE Digital, Harness Racing Australia nor the provider accepts any responsibility for the completeness or accuracy of any of the information contained herein, and makes no representations about its suitability for any particular purpose. Users should make their own judgements about those matters and/or seek independent advice. You assume all risks associated with use of data provided on this page