

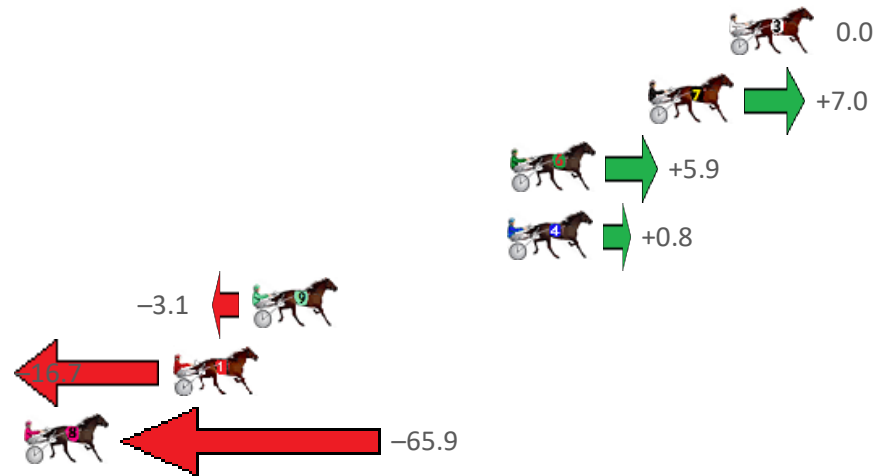
# Marburg Race 1 Distance 1850m


Sunday, 4 December 2022


Gross Time: 2:19.60 MileRate: 2:01.50 LeadTime: 17.60s First Qtr: 31.70s Second Qtr: 30.70s Third Qtr: 28.60s Fourth Qtr: 30.80s

NoHorse	Plc	Mar	800 Posi	400 Posi	Time	3rd Qtr	4th Qtr
3 SIR BOSTON	1	0.0m	0.0m (0)	0.0m (0)	2:19.60	28.60s	30.80s
7 BETTOR GETTA LOVE	2	3.2m	10.2m (1)	4.2m (1)	2:19.86	28.16s	30.72s
6 AUNTY FRANCES	3	8.7m	14.6m (1)	9.4m (1)	2:20.30	28.22s	30.75s
4 ESSENTIAL THREE	4	8.8m	9.6m (0)	14.2m (0)	2:20.31	28.95s	30.39s
9 DESTINY BLUES	5	18.9m	15.8m (0)	18.8m (1)	2:21.12	28.82s	30.81s
1 WHISKY BANDIT	6	22.1m	5.4m (0)	9.4m (0)	2:21.38	28.86s	31.77s
8 UTELLA	7	73.7m	7.8m (2)	29.6m (0)	2:25.54	30.09s	34.18s

## Finish Position and metres gained from 800m









## PJ Harness Analyser

VERSION 4.02 OUT NOW

REGISTER NOW TO TRY IT FOR FREE IN DECEMBER

www.facebook.com/PJHarnessRacing

RISE Digital, Harness Racing Australia nor the provider accepts any responsibility for the completeness or accuracy of any of the information contained herein, and makes no representations about its suitability for any particular purpose. Users should make their own judgements about those matters and/or seek independent advice. You assume all risks associated with use of data provided on this page

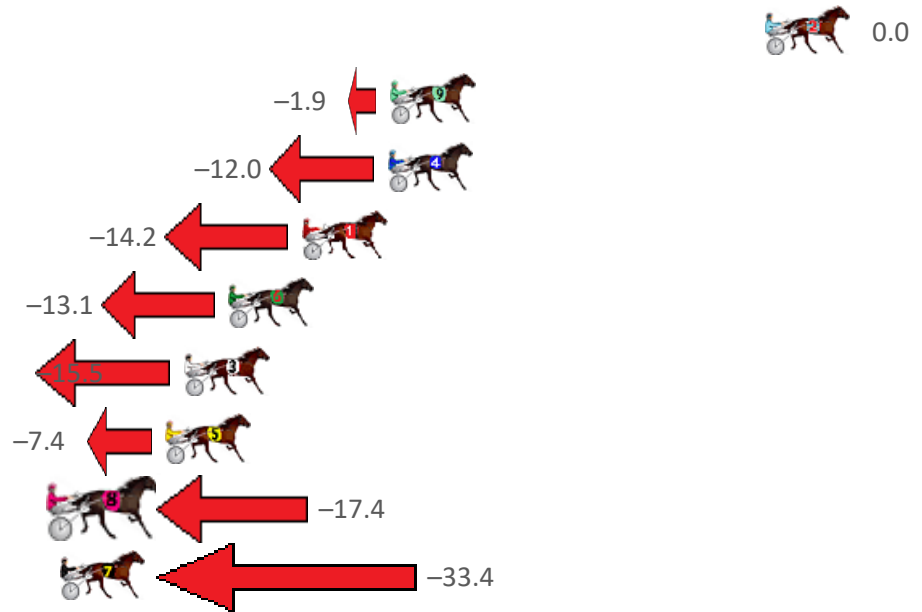
# Marburg Race 2 Distance 1850m


Sunday, 4 December 2022


Gross Time: 2:18.30 MileRate: 2:00.30 LeadTime: 17.50s First Qtr: 29.70s Second Qtr: 31.00s Third Qtr: 30.10s Fourth Qtr: 30.00s

NoHorse	Plc	Mar	800 Posi	400 Posi	Time	3rd Qtr	4th Qtr
2 DALLAS COWGIRL	1	0.0m	0.0m (0)	0.0m (0)	2:18.30	30.10s	30.00s
9 CIRCLE LINE	2	14.9m	13.0m (2)	7.2m (2)	2:19.47	29.67s	30.57s
4 LITTLEDEE	3	15.0m	3.0m (1)	4.0m (1)	2:19.48	30.18s	30.82s
1 CHANG	4	18.4m	4.2m (0)	6.0m (0)	2:19.75	30.24s	30.92s
6 MISTER WOODPORT	5	21.3m	8.2m (0)	10.2m (0)	2:19.97	30.25s	30.83s
3 DARBY BRIGHTS	6	23.1m	7.6m (1)	9.6m (1)	2:20.12	30.25s	31.01s
5 GEORGEZILLA	7	23.8m	16.4m (1)	12.2m (2)	2:20.17	29.79s	30.87s
8 FURIOSA	8	29.2m	11.8m (1)	13.8m (1)	2:20.59	30.25s	31.15s
7 IT AINT ROYAL	9	52.8m	19.4m (2)	23.2m (1)	2:22.45	30.39s	32.21s

## Finish Position and metres gained from 800m









## PJ Harness Analyser

VERSION 4.02 OUT NOW

REGISTER NOW TO TRY IT FOR FREE IN DECEMBER

www.facebook.com/PJHarnessRacing





RISE Digital, Harness Racing Australia nor the provider accepts any responsibility for the completeness or accuracy of any of the information contained herein, and makes no representations about its suitability for any particular purpose. Users should make their own judgements about those matters and/or seek independent advice. You assume all risks associated with use of data provided on this page

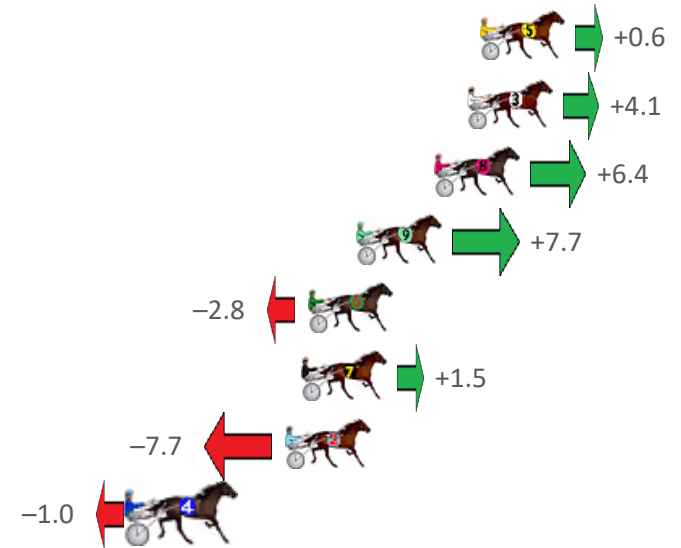
# Marburg Race 3 Distance 1850m

Sunday, 4 December 2022

Gross Time: 2:23.40 MileRate: 2:04.70 LeadTime: 18.40s First Qtr: 32.50s Second Qtr: 33.20s Third Qtr: 30.20s Fourth Qtr: 29.10s

NoHorse	Plc	Mar	800 Posi	400 Posi	Time	3rd Qtr	4th Qtr
5 JAYDES TERROR	1	0.0m	0.6m (1)	1.0m (1)	2:23.40	30.23s	29.03s
3 TALEGGIO	2	0.5m	4.6m (1)	5.8m (1)	2:23.44	30.28s	28.72s
8 MELTON KILLARA	3	1.8m	8.2m (0)	8.4m (0)	2:23.54	30.21s	28.62s
9 MALIBU DREAM	4	4.9m	12.6m (1)	11.6m (2)	2:23.77	30.12s	28.62s
6 KEAYANG SPONGE B	5	6.8m	4.0m (0)	4.0m (0)	2:23.92	30.20s	29.30s
7 SHOWEM SIMON	6	7.1m	8.6m (1)	10.0m (1)	2:23.94	30.30s	28.89s
2 MANOFLISA	7	7.7m	0.0m (0)	0.0m (0)	2:23.99	30.21s	29.66s
4 SNACK TIME ROCKS	8	13.6m	12.6m (0)	13.8m (0)	2:24.44	30.29s	29.09s

Finish Position and metres gained from 800m







## PJ Harness Analyser

VERSION 4.02 OUT NOW

REGISTER NOW TO TRY IT FOR FREE IN DECEMBER

www.facebook.com/PJHarnessRacing




RISE Digital, Harness Racing Australia nor the provider accepts any responsibility for the completeness or accuracy of any of the information contained herein, and makes no representations about its suitability for any particular purpose. Users should make their own judgements about those matters and/or seek independent advice. You assume all risks associated with use of data provided on this page

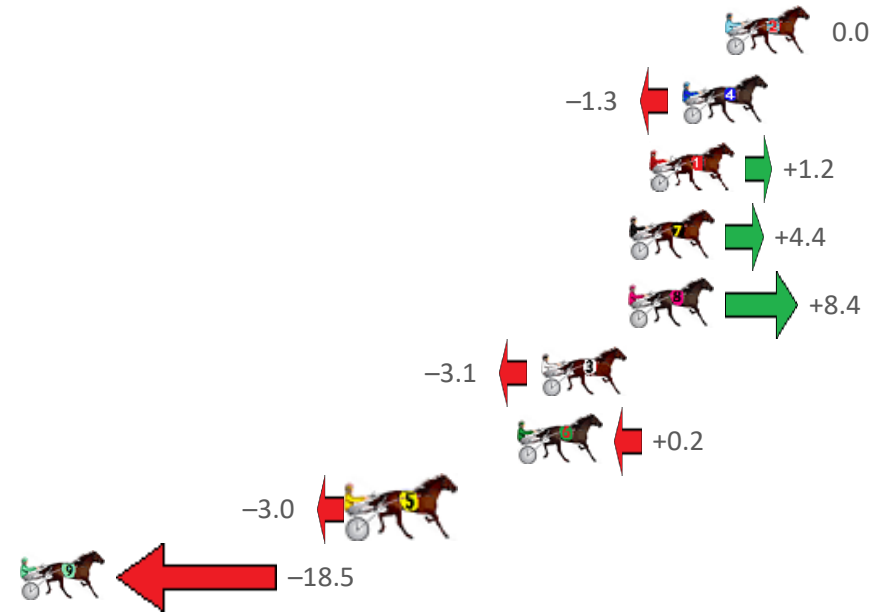
# Marburg Race 4 Distance 1850m


Sunday, 4 December 2022


Gross Time: 2:19.80 MileRate: 2:01.60 LeadTime: 17.80s First Qtr: 30.80s Second Qtr: 32.20s Third Qtr: 29.20s Fourth Qtr: 29.80s

NoHorse	Plc	Mar	800 Posi	400 Posi	Time	3rd Qtr	4th Qtr
2 TODAYS HERO	1	0.0m	0.0m (0)	0.0m (0)	2:19.80	29.20s	29.80s
4 TULHURST CUDDLES	2	1.7m	0.4m (1)	1.2m (1)	2:19.93	29.26s	29.84s
1 MELTON MAX GENT	3	3.0m	4.2m (0)	4.8m (0)	2:20.03	29.25s	29.67s
7 ROCCO VARIETY	4	3.8m	8.2m (1)	9.2m (1)	2:20.10	29.28s	29.40s
8 FLY CHEVAL	5	3.8m	12.2m (1)	13.6m (1)	2:20.10	29.31s	29.07s
3 KIMMIK	6	7.3m	4.2m (1)	5.2m (1)	2:20.37	29.27s	29.96s
6 CANNAN	7	8.2m	8.4m (0)	8.8m (0)	2:20.44	29.23s	29.76s
5 HARRY CROFT	8	14.6m	11.6m (2)	18.2m (1)	2:20.94	29.69s	29.53s
9 GO JO JOLT	9	35.1m	16.6m (2)	25.4m (1)	2:22.54	29.84s	30.52s

## Finish Position and metres gained from 800m









## PJ Harness Analyser

VERSION 4.02 OUT NOW

REGISTER NOW TO TRY IT FOR FREE IN DECEMBER

www.facebook.com/PJHarnessRacing

RISE Digital, Harness Racing Australia nor the provider accepts any responsibility for the completeness or accuracy of any of the information contained herein, and makes no representations about its suitability for any particular purpose. Users should make their own judgements about those matters and/or seek independent advice. You assume all risks associated with use of data provided on this page

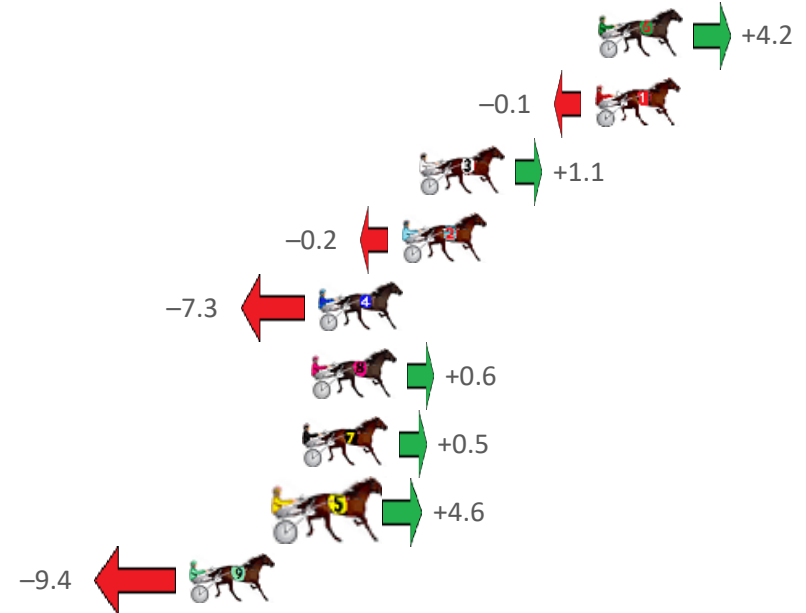
# Marburg Race 5 Distance 1850m


Sunday, 4 December 2022


Gross Time: 2:19.60 MileRate: 2:01.40 LeadTime: 18.00s First Qtr: 31.70s Second Qtr: 31.90s Third Qtr: 28.60s Fourth Qtr: 29.40s

NoHorse	Plc	Mar	800 Posi	400 Posi	Time	3rd Qtr	4th Qtr
6 JET FORCE	1	0.0m	4.2m (0)	4.0m (0)	2:19.60	28.59s	29.11s
1 SHAKATIE	2	0.1m	0.0m (0)	0.0m (0)	2:19.61	28.60s	29.41s
3 JUST ONE GOOD ON	3	7.1m	8.2m (0)	8.4m (0)	2:20.15	28.62s	29.30s
2 TEACHERS PET	4	7.8m	7.6m (1)	9.6m (1)	2:20.20	28.75s	29.27s
4 SCHOOBY	5	11.1m	3.8m (1)	3.6m (1)	2:20.46	28.58s	29.95s
8 RANCHO MAN	6	11.4m	12.0m (1)	13.4m (2)	2:20.48	28.70s	29.25s
7 LOOKS JUST RIGHT	7	11.7m	12.2m (0)	12.6m (0)	2:20.50	28.63s	29.33s
5 PACIFIC COIN	8	12.4m	17.0m (1)	13.8m (1)	2:20.56	28.37s	29.30s
9 MAJOR SLIP UP	9	16.2m	6.8m (2)	5.4m (2)	2:20.85	28.49s	30.19s

Finish Position and metres gained from 800m









## PJ Harness Analyser

VERSION 4.02 OUT NOW

REGISTER NOW TO TRY IT FOR FREE IN DECEMBER

www.facebook.com/PJHarnessRacing

RISE Digital, Harness Racing Australia nor the provider accepts any responsibility for the completeness or accuracy of any of the information contained herein, and makes no representations about its suitability for any particular purpose. Users should make their own judgements about those matters and/or seek independent advice. You assume all risks associated with use of data provided on this page


# Marburg Race 6 Distance 1850m


Sunday, 4 December 2022


Gross Time: 2:16.10 MileRate: 1:58.40 LeadTime: 16.80s First Qtr: 29.30s Second Qtr: 31.50s Third Qtr: 29.80s Fourth Qtr: 28.70s

NoHorse	Plc	Mar	800 Posi	400 Posi	Time	3rd Qtr	4th Qtr
8 ROYAL PRINCESS	1	0.0m	10.2m (1)	0.6m (2)	2:16.10	29.10s	28.66s
3 VOODOO FELLA	2	0.2m	0.0m (0)	0.0m (0)	2:16.12	29.80s	28.71s
2 SCHEU CREEK	3	5.7m	4.4m (0)	4.4m (0)	2:16.53	29.80s	28.79s
1 SPECIALANDIKNOWI	4	11.4m	8.6m (0)	8.8m (0)	2:16.96	29.82s	28.89s
4 JAY TEE TYRON	5	13.2m	2.0m (1)	1.4m (1)	2:17.09	29.77s	29.54s
9 HOLLYWOOD ROOKI	6	17.3m	12.6m (0)	13.8m (0)	2:17.40	29.89s	28.95s
5 COURAGEOUS LEO	7	36.4m	14.8m (1)	14.8m (1)	2:18.84	29.83s	30.24s
6 CAPTAIN OH CAPTAI	8	40.1m	6.2m (1)	6.4m (1)	2:19.12	29.86s	31.10s
7 MONTEREY JACK	9	126.7m	40.0m (1)	80.0m (0)	2:25.65	32.77s	32.03s

Finish Position and metres gained from 800m









## PJ Harness Analyser

VERSION 4.02 OUT NOW

REGISTER NOW TO TRY IT FOR FREE IN DECEMBER

www.facebook.com/PJHarnessRacing





RISE Digital, Harness Racing Australia nor the provider accepts any responsibility for the completeness or accuracy of any of the information contained herein, and makes no representations about its suitability for any particular purpose. Users should make their own judgements about those matters and/or seek independent advice. You assume all risks associated with use of data provided on this page

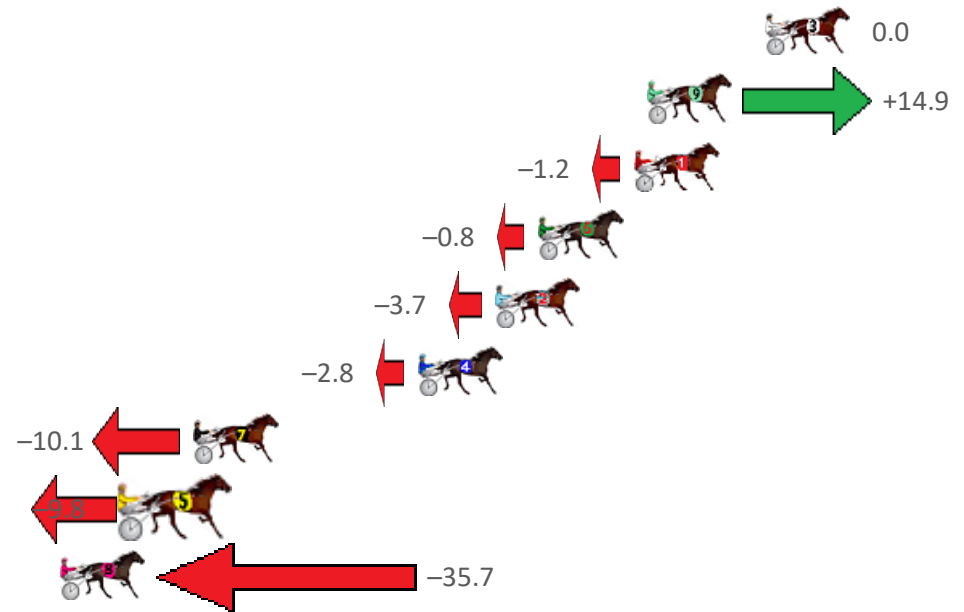
# Marburg Race 7 Distance 1850m


Sunday, 4 December 2022


Gross Time: 2:17.70 MileRate: 1:59.80 LeadTime: 17.00s First Qtr: 31.60s Second Qtr: 30.80s Third Qtr: 29.50s Fourth Qtr: 28.80s

NoHorse	Plc	Mar	800 Posi	400 Posi	Time	3rd Qtr	4th Qtr
3 MASTER CHARLES	1	0.0m	0.0m (0)	0.0m (0)	2:17.70	29.50s	28.80s
9 STUDLEIGH SONNY	2	4.7m	19.6m (1)	3.6m (2)	2:18.06	28.34s	28.88s
1 SUPERBON	3	5.2m	4.0m (0)	4.4m (0)	2:18.09	29.53s	28.86s
6 JAZIAH	4	9.0m	8.2m (0)	8.4m (0)	2:18.38	29.52s	28.84s
2 SHADYS DELIGHT	5	10.7m	7.0m (1)	8.8m (1)	2:18.51	29.63s	28.94s
4 MAKE MINE JOE	6	13.8m	11.0m (1)	7.0m (2)	2:18.74	29.22s	29.29s
7 SPORTY AZZ	7	22.7m	12.6m (0)	13.6m (1)	2:19.42	29.58s	29.45s
5 NIGHT NINJA	8	25.2m	15.4m (1)	11.6m (2)	2:19.61	29.24s	29.77s
8 SHARP SHOOTER	9	38.7m	3.0m (1)	4.8m (1)	2:20.63	29.66s	31.23s

Finish Position and metres gained from 800m








## PJ Harness Analyser

VERSION 4.02 OUT NOW

REGISTER NOW TO TRY IT FOR FREE IN DECEMBER

www.facebook.com/PJHarnessRacing



RISE Digital, Harness Racing Australia nor the provider accepts any responsibility for the completeness or accuracy of any of the information contained herein, and makes no representations about its suitability for any particular purpose. Users should make their own judgements about those matters and/or seek independent advice. You assume all risks associated with use of data provided on this page

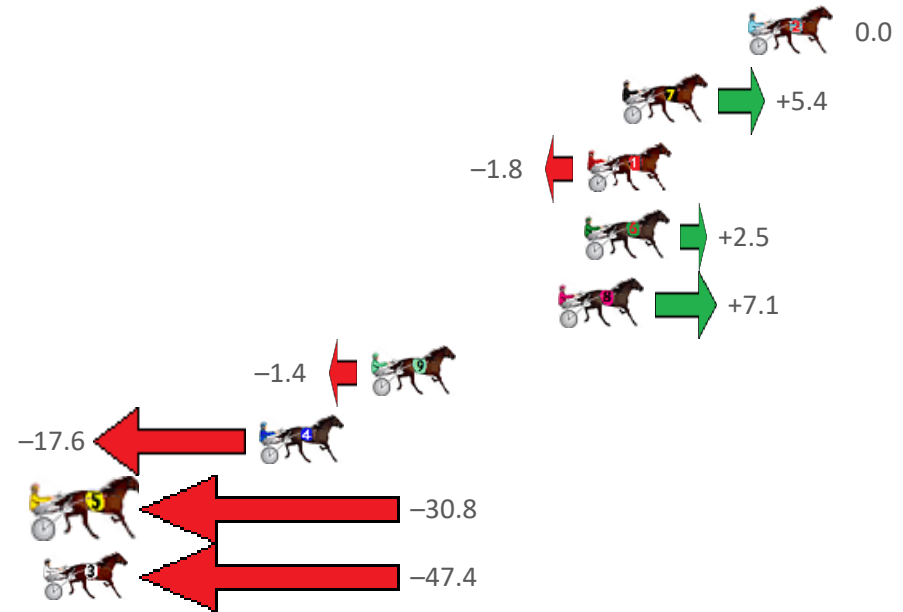
# Marburg Race 8 Distance 1850m


Sunday, 4 December 2022


Gross Time: 2:14.60 MileRate: 1:57.10 LeadTime: 17.10s First Qtr: 28.70s Second Qtr: 30.60s Third Qtr: 29.30s Fourth Qtr: 28.90s

NoHorse	Plc	Mar	800 Posi	400 Posi	Time	3rd Qtr	4th Qtr
2 WOODLEA DIEGO	1	0.0m	0.0m (0)	0.0m (0)	2:14.60	29.30s	28.90s
7 MONGOLIAN CONQ	2	5.0m	10.4m (1)	5.2m (2)	2:14.98	28.92s	28.89s
1 WHAT A JOLT	3	6.4m	4.6m (0)	5.0m (0)	2:15.09	29.33s	29.00s
6 ALTANA BLUE	4	6.5m	9.0m (0)	9.4m (0)	2:15.09	29.33s	28.69s
8 SQUARE DEALER	5	7.5m	14.6m (1)	9.2m (2)	2:15.17	28.91s	28.78s
9 REEDS VISION	6	15.0m	13.6m (0)	15.6m (1)	2:15.74	29.44s	28.86s
4 GLENLEDI COMMAN	7	19.4m	1.8m (1)	2.6m (1)	2:16.07	29.37s	30.11s
5 JINGLES BROMAC	8	51.8m	21.0m (0)	22.4m (0)	2:18.53	29.42s	31.01s
3 ROCKNROLL MAX	9	53.6m	6.2m (1)	11.2m (1)	2:18.67	29.68s	31.95s

## Finish Position and metres gained from 800m









## PJ Harness Analyser

VERSION 4.02 OUT NOW

REGISTER NOW TO TRY IT FOR FREE IN DECEMBER

www.facebook.com/PJHarnessRacing







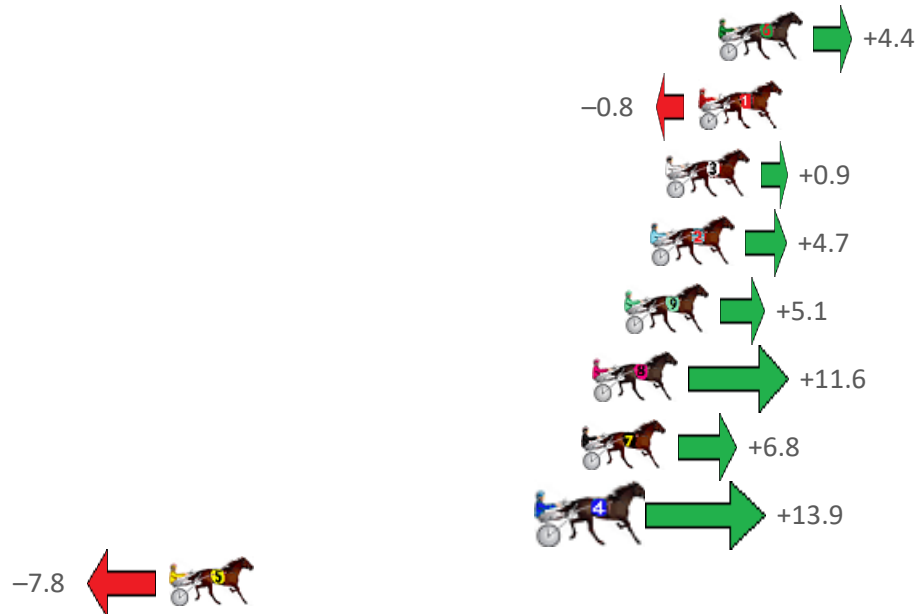
# Marburg Race 9 Distance 1850m

Sunday, 4 December 2022

Gross Time: 2:18.00 MileRate: 2:00.00 LeadTime: 17.30s First Qtr: 31.20s Second Qtr: 32.20s Third Qtr: 28.70s Fourth Qtr: 28.60s

NoHorse	Plc	Mar	800 Posi	400 Posi	Time	3rd Qtr	4th Qtr
6 OKINAWA BEACH	1	0.0m	4.4m (0)	4.4m (0)	2:18.00	28.70s	28.29s
1 CLARENDEN DAZZLE	2	0.8m	0.0m (0)	0.0m (0)	2:18.06	28.70s	28.66s
3 MELTON INSULTED	3	2.1m	3.0m (1)	2.4m (1)	2:18.16	28.66s	28.58s
2 CHARLEVOIX	4	2.7m	7.4m (1)	6.2m (1)	2:18.20	28.61s	28.35s
9 GABBYS SPORTSTAR	5	3.7m	8.8m (0)	8.6m (0)	2:18.28	28.69s	28.25s
8 MIGHTY GEORGE	6	5.0m	16.6m (1)	9.0m (2)	2:18.38	28.16s	28.32s
7 STUDLEIGH MARK	7	5.4m	12.2m (1)	10.2m (1)	2:18.41	28.56s	28.26s
4 SLINGIN A GUN	8	6.7m	20.6m (1)	13.6m (2)	2:18.50	28.20s	28.11s
5 TYPHOON TORQUE	9	21.8m	14.0m (0)	12.4m (0)	2:19.64	28.59s	29.27s

## Finish Position and metres gained from 800m







## PJ Harness Analyser

VERSION 4.02 OUT NOW

REGISTER NOW TO TRY IT FOR FREE IN DECEMBER

www.facebook.com/PJHarnessRacing



RISE Digital, Harness Racing Australia nor the provider accepts any responsibility for the completeness or accuracy of any of the information contained herein, and makes no representations about its suitability for any particular purpose. Users should make their own judgements about those matters and/or seek independent advice. You assume all risks associated with use of data provided on this page