

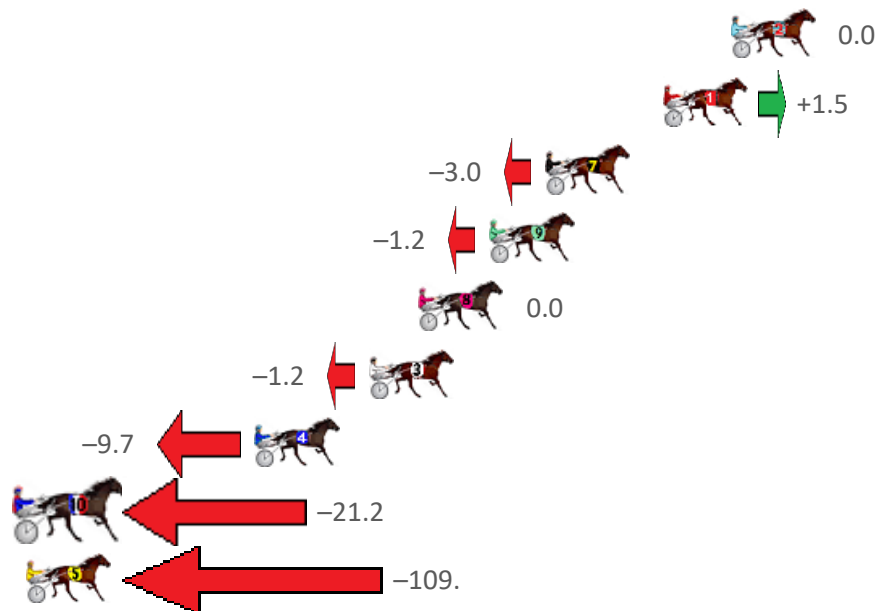
Marburg Race 1 Distance 2200m

Sunday, 18 December 2022

Gross Time: 2:47.50 MileRate: 2:02.60 LeadTime: 47.40s First Qtr: 29.60s Second Qtr: 30.60s Third Qtr: 29.50s Fourth Qtr: 30.40s

NoHorse	Plc	Mar	800 Posi	400 Posi	Time	3rd Qtr	4th Qtr
2 DARBY BRIGHTS	1	0.0m	0.0m (0)	0.0m (0)	2:47.50	29.50s	30.40s
1 KEAYANG SPONGE B	2	2.7m	4.2m (0)	4.0m (0)	2:47.71	29.49s	30.30s
7 CLARES FOOL	3	7.4m	4.4m (1)	4.0m (1)	2:48.09	29.47s	30.66s
9 JANG PEL	4	9.6m	8.4m (1)	8.6m (1)	2:48.26	29.51s	30.48s
8 MOONLIGHT BUTCH	5	12.4m	12.4m (1)	17.6m (1)	2:48.49	29.89s	30.01s
3 LORD DENZEL	6	14.4m	13.2m (0)	13.0m (1)	2:48.65	29.48s	30.51s
4 IT AINT ROYAL	7	18.9m	9.2m (0)	12.2m (0)	2:49.00	29.72s	30.91s
10 JINGLES BROMAC	8	30.6m	9.4m (2)	14.0m (2)	2:49.93	29.82s	31.65s
5 GETALOADATHISGIR	9	141.3m	32.0m (0)	80.0m (0)	2:58.74	33.01s	35.03s

Finish Position and metres gained from 800m







PJ Harness Analyser

VERSION 4.02 OUT NOW

REGISTER NOW TO TRY IT FOR FREE IN DECEMBER

www.facebook.com/PJHarnessRacing





RISE Digital, Harness Racing Australia nor the provider accepts any responsibility for the completeness or accuracy of any of the information contained herein, and makes no representations about its suitability for any particular purpose. Users should make their own judgements about those matters and/or seek independent advice. You assume all risks associated with use of data provided on this page

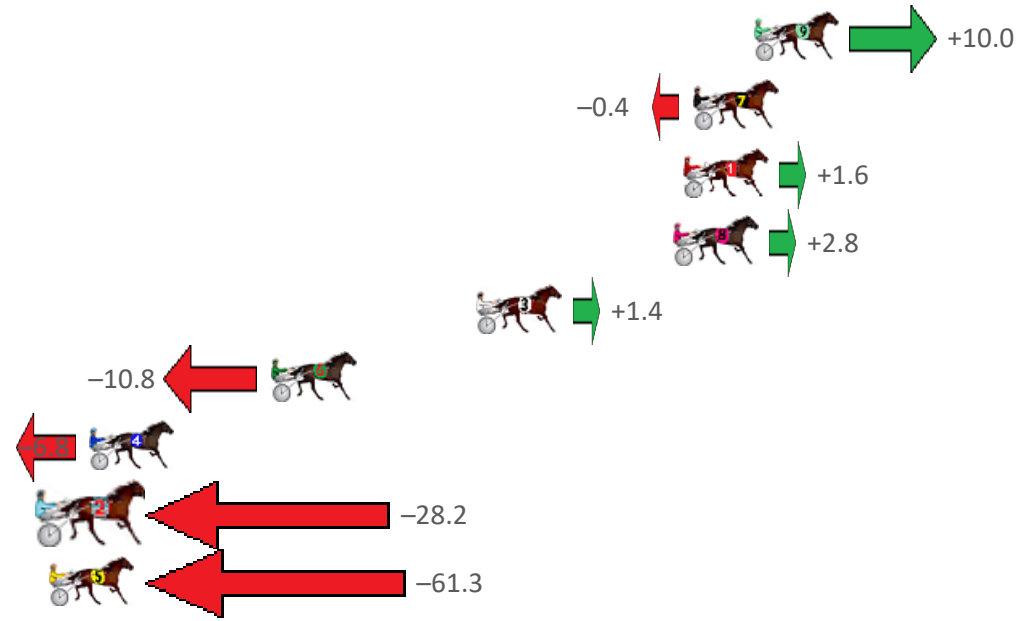
Marburg Race 2 Distance 1850m


Sunday, 18 December 2022


Gross Time: 2:18.70 MileRate: 2:00.70 LeadTime: 17.20s First Qtr: 30.00s Second Qtr: 30.90s Third Qtr: 29.90s Fourth Qtr: 30.70s

NoHorse	Plc	Mar	800 Posi	400 Posi	Time	3rd Qtr	4th Qtr
9 MAN OF ACTION	1	0.0m	10.0m (1)	9.2m (1)	2:18.70	29.85s	30.00s
7 RISKY BUZINESS	2	2.4m	2.0m (1)	0.0m (1)	2:18.89	29.75s	30.88s
1 CHANG	3	2.8m	4.4m (0)	9.6m (0)	2:18.92	30.30s	30.18s
8 CANNAN	4	3.2m	6.0m (1)	5.2m (1)	2:18.96	29.84s	30.55s
3 ESSENTIAL THREE	5	11.0m	12.4m (0)	15.0m (1)	2:19.58	30.10s	30.39s
6 KIMMIK	6	19.2m	8.4m (0)	13.4m (0)	2:20.24	30.27s	31.14s
4 OUR LITTLE SKIPPER	7	26.4m	19.6m (1)	18.8m (2)	2:20.82	29.83s	31.28s
2 WILD ABOUT TOWN	8	28.2m	0.0m (0)	5.2m (0)	2:20.97	30.27s	32.46s
5 GAME KEEPER	9	76.9m	15.6m (1)	21.6m (0)	2:24.88	30.30s	34.92s

Finish Position and metres gained from 800m









PJ Harness Analyser

VERSION 4.02 OUT NOW

REGISTER NOW TO TRY IT FOR FREE IN DECEMBER

www.facebook.com/PJHarnessRacing

RISE Digital, Harness Racing Australia nor the provider accepts any responsibility for the completeness or accuracy of any of the information contained herein, and makes no representations about its suitability for any particular purpose. Users should make their own judgements about those matters and/or seek independent advice. You assume all risks associated with use of data provided on this page

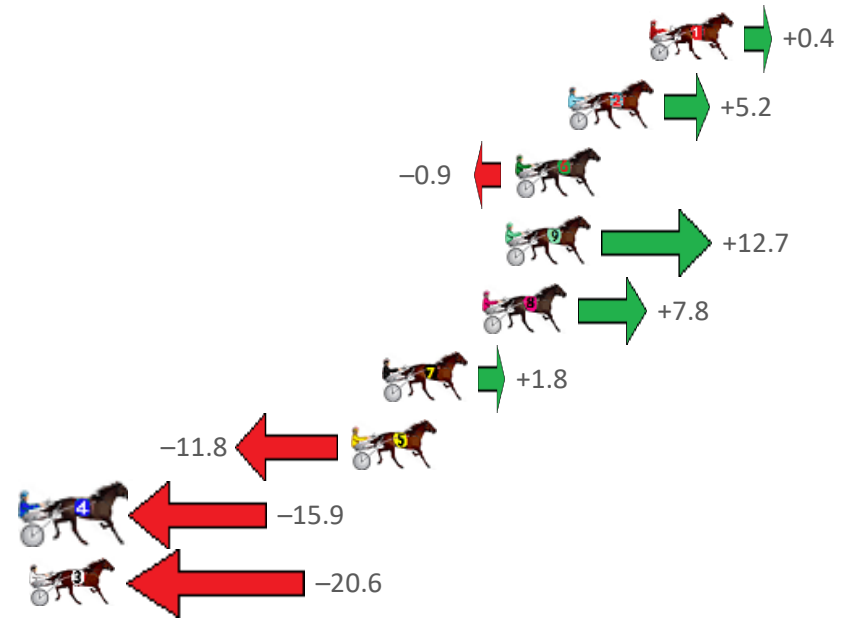
Marburg Race 3 Distance 1850m


Sunday, 18 December 2022


Gross Time: 2:17.60 MileRate: 1:59.70 LeadTime: 17.20s First Qtr: 29.50s Second Qtr: 31.80s Third Qtr: 29.40s Fourth Qtr: 29.70s

NoHorse	Plc	Mar	800 Posi	400 Posi	Time	3rd Qtr	4th Qtr
1 HESLUVABLE	1	0.0m	0.4m (0)	0.0m (0)	2:17.60	29.37s	29.70s
2 AUNTY FRANCES	2	3.2m	8.4m (1)	3.0m (2)	2:17.85	29.00s	29.71s
6 TEACHERS PET	3	5.3m	4.4m (0)	4.0m (0)	2:18.01	29.37s	29.80s
9 BUKTHSYSTEM	4	5.7m	18.4m (2)	12.0m (2)	2:18.04	28.93s	29.23s
8 HIT THE TRACK	5	6.6m	14.4m (2)	7.6m (2)	2:18.11	28.90s	29.63s
7 MY ULTIMATE LOUIE	6	10.6m	12.4m (1)	8.8m (1)	2:18.43	29.13s	29.83s
5 KOTARE ELITE	7	11.8m	0.0m (1)	0.0m (1)	2:18.52	29.40s	30.57s
4 MELTON KILLARA	8	24.5m	8.6m (0)	9.6m (0)	2:19.51	29.47s	30.80s
3 MYSTICAL CHARM	9	24.6m	4.0m (1)	4.8m (1)	2:19.51	29.45s	31.16s

Finish Position and metres gained from 800m









PJ Harness Analyser

VERSION 4.02 OUT NOW

REGISTER NOW TO TRY IT FOR FREE IN DECEMBER

www.facebook.com/PJHarnessRacing

RISE Digital, Harness Racing Australia nor the provider accepts any responsibility for the completeness or accuracy of any of the information contained herein, and makes no representations about its suitability for any particular purpose. Users should make their own judgements about those matters and/or seek independent advice. You assume all risks associated with use of data provided on this page

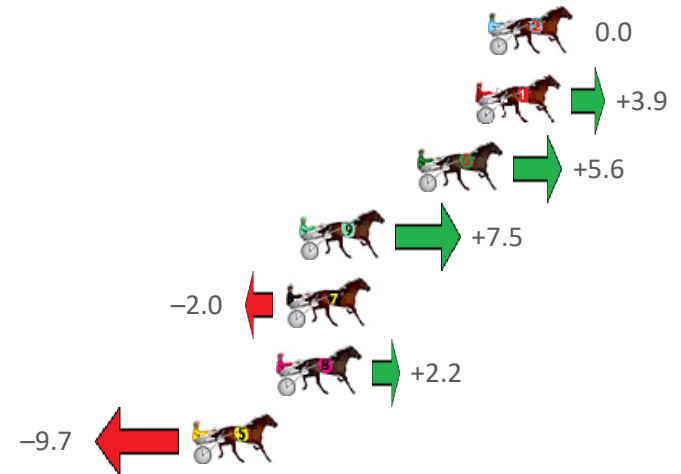
Marburg Race 4 Distance 1850m


Sunday, 18 December 2022


Gross Time: 2:18.70 MileRate: 2:00.60 LeadTime: 17.60s First Qtr: 30.20s Second Qtr: 31.30s Third Qtr: 29.60s Fourth Qtr: 30.00s

NoHorse	Plc	Mar	800 Posi	400 Posi	Time	3rd Qtr	4th Qtr
2 MUSTANG DUDE	1	0.0m	0.0m (0)	0.0m (0)	2:18.70	29.60s	30.00s
1 MELTON MAX GENT	2	0.5m	4.4m (0)	4.0m (0)	2:18.74	29.57s	29.74s
6 TRIOLI	3	2.8m	8.4m (0)	8.6m (0)	2:18.92	29.62s	29.57s
9 NON PASSARE	4	7.5m	15.0m (1)	13.4m (1)	2:19.29	29.48s	29.56s
7 DALLAS COWGIRL	5	8.0m	6.0m (1)	5.0m (2)	2:19.33	29.52s	30.22s
8 HANDSOME HARRY	6	8.4m	10.6m (1)	9.0m (2)	2:19.36	29.48s	29.96s
5 TODAYS HERO	7	11.7m	2.0m (1)	3.8m (1)	2:19.62	29.73s	30.59s

Finish Position and metres gained from 800m









PJ Harness Analyser

VERSION 4.02 OUT NOW

REGISTER NOW TO TRY IT FOR FREE IN DECEMBER

www.facebook.com/PJHarnessRacing

RISE Digital, Harness Racing Australia nor the provider accepts any responsibility for the completeness or accuracy of any of the information contained herein, and makes no representations about its suitability for any particular purpose. Users should make their own judgements about those matters and/or seek independent advice. You assume all risks associated with use of data provided on this page

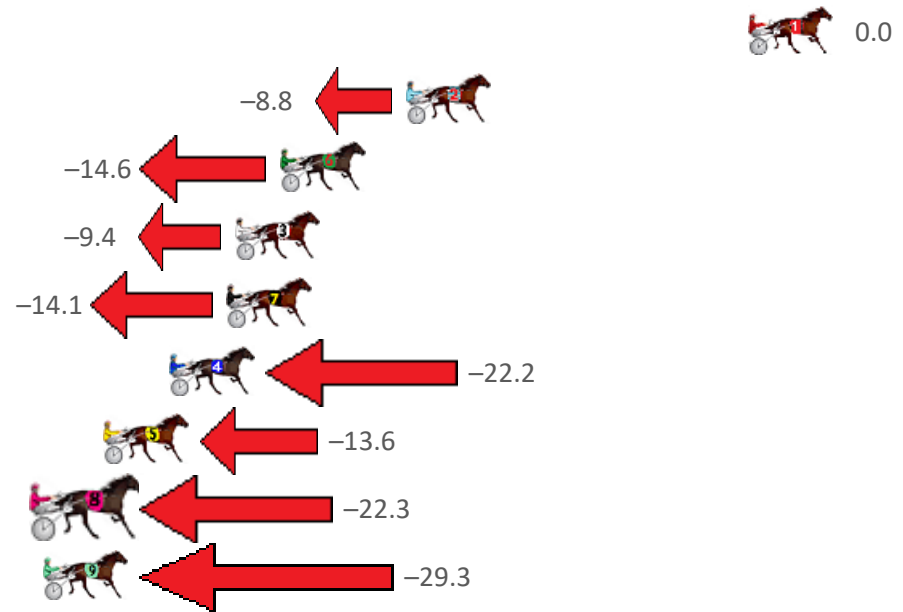
Marburg Race 5 Distance 1850m


Sunday, 18 December 2022


Gross Time: 2:16.50 MileRate: 1:58.80 LeadTime: 17.50s First Qtr: 29.50s Second Qtr: 31.30s Third Qtr: 29.10s Fourth Qtr: 29.10s

NoHorse	Plc	Mar	800 Posi	400 Posi	Time	3rd Qtr	4th Qtr
1 RANCHO MAN	1	0.0m	0.0m (0)	0.0m (0)	2:16.50	29.10s	29.10s
2 BETTOR ROCKNROLL	2	13.6m	4.8m (1)	7.6m (1)	2:17.54	29.30s	29.53s
6 HURRIKANE KING	3	18.6m	4.0m (0)	4.6m (0)	2:17.92	29.14s	30.11s
3 FORGIVE ME	4	20.4m	11.0m (1)	11.4m (1)	2:18.06	29.13s	29.75s
7 NIGHT NINJA	5	20.7m	6.6m (2)	3.4m (2)	2:18.08	28.87s	30.35s
4 MY SECRET BEACH	6	23.0m	0.8m (1)	3.2m (1)	2:18.26	29.27s	30.53s
5 CAPTAIN OH CAPTAI	7	25.6m	12.0m (0)	13.2m (0)	2:18.45	29.19s	30.00s
8 ARK	8	30.3m	8.0m (0)	9.2m (0)	2:18.81	29.19s	30.63s
9 CLARENDEN DAZZLE	9	39.9m	10.6m (2)	10.8m (2)	2:19.55	29.11s	31.21s

Finish Position and metres gained from 800m









PJ Harness Analyser

VERSION 4.02 OUT NOW

REGISTER NOW TO TRY IT FOR FREE IN DECEMBER

www.facebook.com/PJHarnessRacing





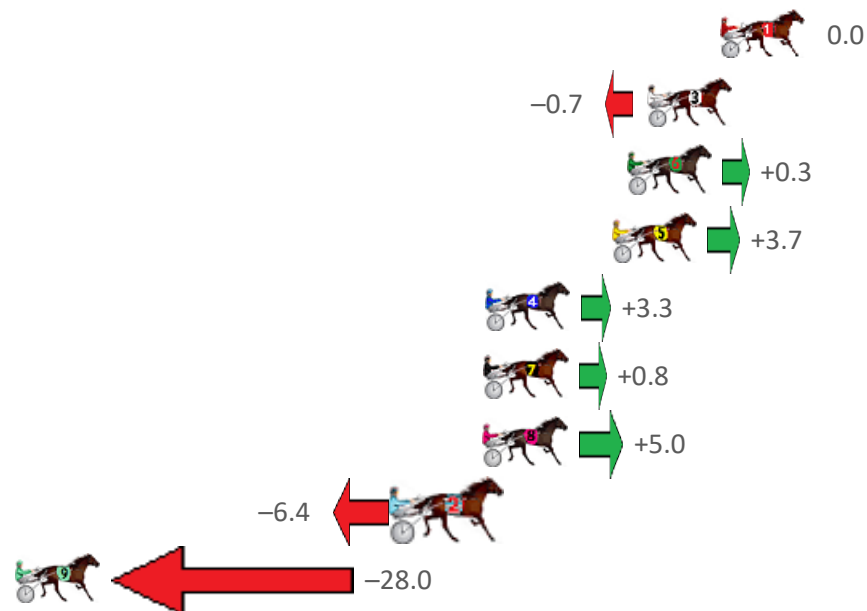
Marburg Race 6 Distance 1850m

Sunday, 18 December 2022

Gross Time: 2:19.30 MileRate: 2:01.20 LeadTime: 18.50s First Qtr: 32.10s Second Qtr: 32.30s Third Qtr: 27.90s Fourth Qtr: 28.50s

NoHorse	Plc	Mar	800 Posi	400 Posi	Time	3rd Qtr	4th Qtr
1 MAGICOL IDEAL	1	0.0m	0.0m (0)	0.0m (0)	2:19.30	27.90s	28.50s
3 CHARLEVOIX	2	2.9m	2.2m (1)	3.0m (1)	2:19.52	27.96s	28.49s
6 STUDLEIGH MARK	3	3.7m	4.0m (0)	4.0m (0)	2:19.58	27.90s	28.48s
5 SEATTLE TRACE	4	4.3m	8.0m (0)	8.2m (0)	2:19.62	27.92s	28.22s
4 CHEDDAR MADE BET	5	9.3m	12.6m (0)	13.4m (1)	2:20.00	27.96s	28.21s
7 HEZ ON THE BUZZER	6	9.4m	10.2m (1)	10.0m (2)	2:20.00	27.89s	28.46s
8 MIGHTY GEORGE	7	9.4m	14.4m (1)	15.0m (2)	2:20.00	27.95s	28.10s
2 ROCKNROLL DA GA	8	12.6m	6.2m (1)	9.0m (1)	2:20.24	28.09s	28.76s
9 YARRAMAN ROCKY	9	46.4m	18.4m (1)	36.0m (0)	2:22.77	29.13s	29.24s

Finish Position and metres gained from 800m







PJ Harness Analyser

VERSION 4.02 OUT NOW

REGISTER NOW TO TRY IT FOR FREE IN DECEMBER

www.facebook.com/PJHarnessRacing



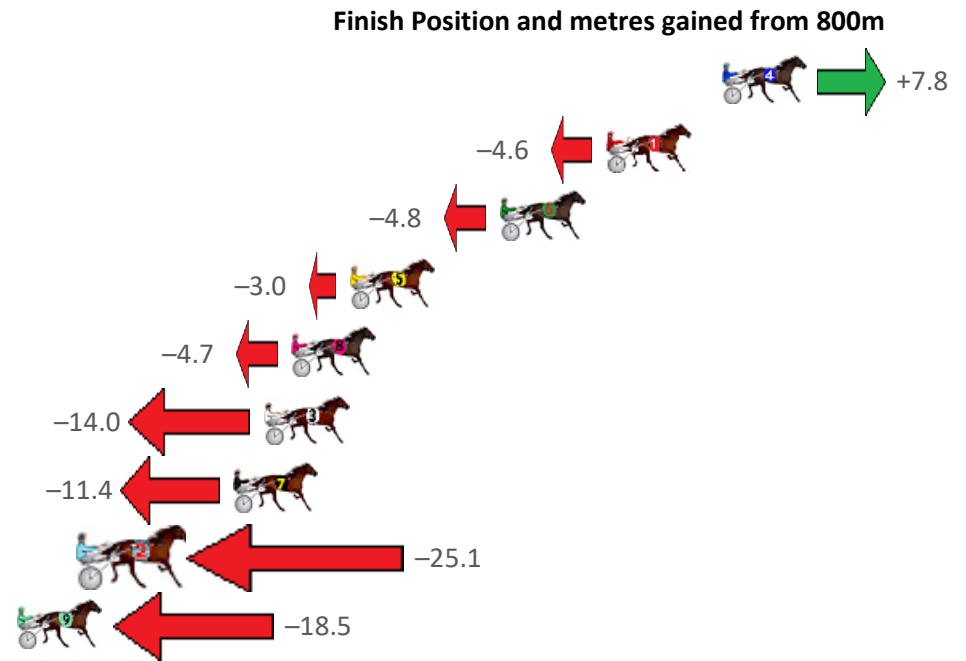

RISE Digital, Harness Racing Australia nor the provider accepts any responsibility for the completeness or accuracy of any of the information contained herein, and makes no representations about its suitability for any particular purpose. Users should make their own judgements about those matters and/or seek independent advice. You assume all risks associated with use of data provided on this page


Marburg Race 7 Distance 1850m

Sunday, 18 December 2022

Gross Time: 2:16.90 MileRate: 1:59.10 LeadTime: 17.90s First Qtr: 29.50s Second Qtr: 32.20s Third Qtr: 28.10s Fourth Qtr: 29.20s

NoHorse	Plc	Mar	800 Posi	400 Posi	Time	3rd Qtr	4th Qtr
4 VOODOO FELLA	1	0.0m	7.8m (2)	0.0m (1)	2:16.90	27.54s	29.20s
1 AFTER DARN	2	4.6m	0.0m (0)	2.6m (0)	2:17.25	28.28s	29.35s
6 SPECIALANDIKNOWI	3	8.8m	4.0m (0)	7.2m (0)	2:17.57	28.33s	29.32s
5 MONTEREY JACK	4	14.8m	11.8m (2)	8.0m (3)	2:18.03	27.82s	29.69s
8 JAZIAH	5	17.1m	12.4m (1)	11.4m (2)	2:18.21	28.02s	29.61s
3 WESTERN SHOWGIR	6	18.2m	4.2m (1)	7.4m (2)	2:18.29	28.31s	29.98s
7 HOLLYWOOD ROOKI	7	19.4m	8.0m (0)	12.0m (0)	2:18.39	28.37s	29.74s
2 SPRINGFIELD SPIRIT	8	25.1m	0.0m (1)	4.4m (1)	2:18.82	28.39s	30.70s
9 CHARLIE MY BOY	9	30.9m	12.4m (0)	22.0m (0)	2:19.27	28.77s	29.85s









PJ Harness Analyser

VERSION 4.02 OUT NOW

REGISTER NOW TO TRY IT FOR FREE IN DECEMBER

www.facebook.com/PJHarnessRacing

RISE Digital, Harness Racing Australia nor the provider accepts any responsibility for the completeness or accuracy of any of the information contained herein, and makes no representations about its suitability for any particular purpose. Users should make their own judgements about those matters and/or seek independent advice. You assume all risks associated with use of data provided on this page

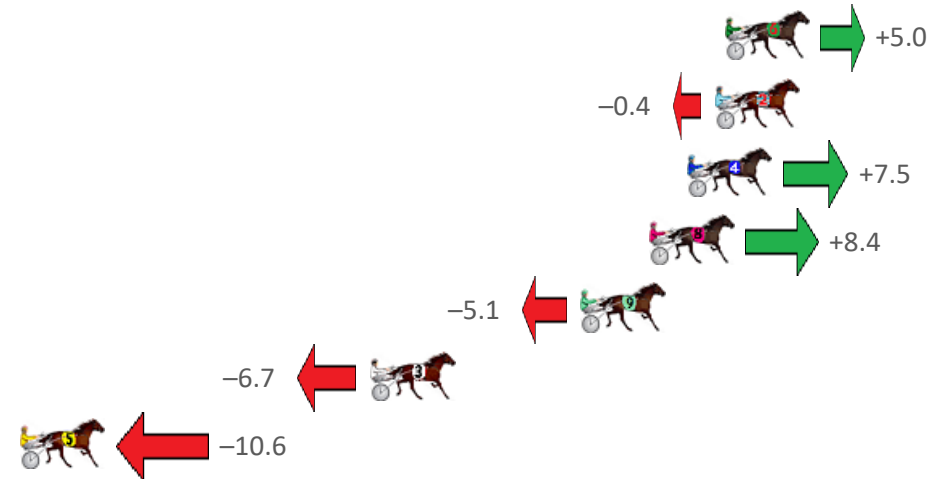
Marburg Race 8 Distance 1850m


Sunday, 18 December 2022


Gross Time: 2:15.20 MileRate: 1:57.60 LeadTime: 17.90s First Qtr: 28.90s Second Qtr: 29.70s Third Qtr: 28.50s Fourth Qtr: 30.20s

NoHorse	Plc	Mar	800 Posi	400 Posi	Time	3rd Qtr	4th Qtr
6 WOODLEA DIEGO	1	0.0m	5.0m (0)	4.4m (0)	2:15.20	28.47s	29.87s
2 HE SAID SHE SAID	2	0.4m	0.0m (0)	0.0m (0)	2:15.23	28.50s	30.23s
4 SQUARE DEALER	3	1.5m	9.0m (0)	8.4m (0)	2:15.32	28.47s	29.68s
8 REGULUS	4	3.0m	11.4m (1)	4.6m (2)	2:15.44	28.01s	30.08s
9 MUMMYS BOY	5	5.7m	0.6m (1)	1.2m (1)	2:15.65	28.53s	30.54s
3 WHAT A JOLT	6	14.1m	7.4m (1)	7.8m (1)	2:16.31	28.52s	30.67s
5 SAILALONG SINBAD	7	40.6m	30.0m (0)	28.0m (0)	2:18.41	28.33s	31.15s

Finish Position and metres gained from 800m








PJ Harness Analyser

VERSION 4.02 OUT NOW

REGISTER NOW TO TRY IT FOR FREE IN DECEMBER

www.facebook.com/PJHarnessRacing



RISE Digital, Harness Racing Australia nor the provider accepts any responsibility for the completeness or accuracy of any of the information contained herein, and makes no representations about its suitability for any particular purpose. Users should make their own judgements about those matters and/or seek independent advice. You assume all risks associated with use of data provided on this page