

# Marburg Race 1 Distance 2200m

Tuesday, 23 April 2024



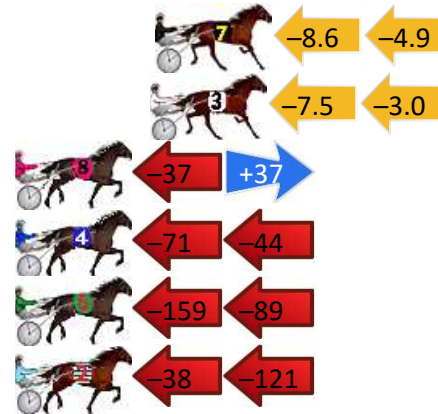
Gross Time: 2:51.90 MileRate: 2:05.20 LeadTime: 46.70s First Qtr: 31.70s Second Qtr: 31.10s Third Qtr: 30.60s Fourth Qtr: 31.80s

DATA TABLE: 800 / 400 Posi's are position from leader and (how wide the horse was at that position)

No	Horse	Plc	Mar	800 Posi	400 Posi	Time	3rd Qtr	4th Qt
5	MISS MEMPHIS	1	0.0m	0.0m (0)	0.0m (0)	2:51.90	30.60s	31.80s
1	THE EMULATOR	2	1.2m	5.0m (0)	5.2m (0)	2:52.00	30.62s	31.50s
7	YSMIR	3	22.4m	8.9m (1)	17.5m (1)	2:53.76	31.28s	32.30s
3	PANDA FOOEY	4	22.6m	12.1m (0)	19.6m (0)	2:53.78	31.20s	32.16s
8	IM A GYPSY QUEEN	5	56.4m	57.3m (0)	93.9m (0)	2:56.58	33.52s	29.20s
4	KYVALLEY ARCHER	6	128.0m	13.7m (1)	84.1m (1)	3:02.53	36.08s	35.91s
6	GETOVERROVER	7	265.4m	17.9m (1)	176.9m (1)	3:13.94	42.96s	40.12s
2	MAYWYNS JUBILEE	8	360.6m	203.0m (0)	240.1m (0)	3:21.85	33.78s	43.13s

## Finish Position and metres gained

First Arrow shows distance gain/loss from 2nd Qtr to 3rd Qtr, Second Arrow shows distance gain/loss from 3rd Qtr to Finish Blue arrow indicates best gain in these quarters.



# Marburg Race 2 Distance 2200m

Tuesday, 23 April 2024

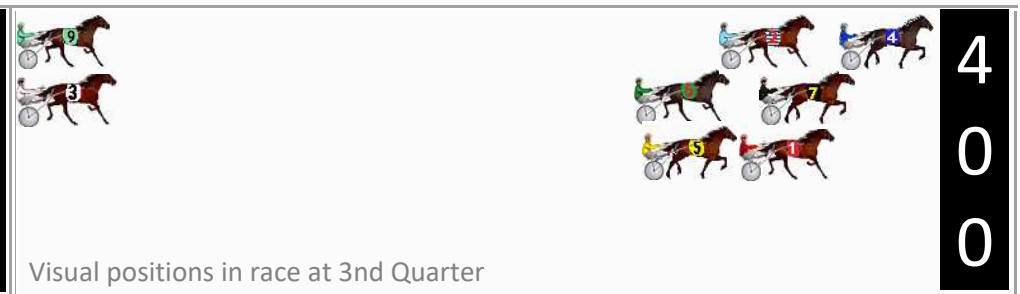

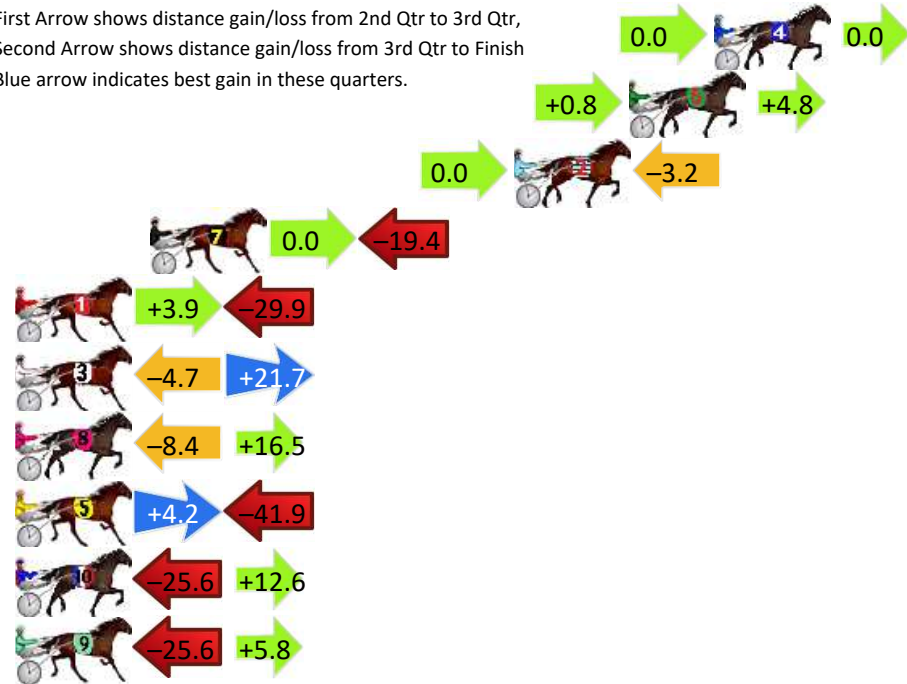
Gross Time: 2:51.20 MileRate: 2:04.70 LeadTime: 47.50s First Qtr: 31.70s Second Qtr: 30.90s Third Qtr: 30.50s Fourth Qtr: 30.60s

DATA TABLE: 800 / 400 Posi's are position from leader and (how wide the horse was at that position)

No	Horse	Plc	Mar	800 Posi	400 Posi	Time	3rd Qtr	4th Qt
4	THE REAPER	1	0.0m	0.0m (0)	0.0m (0)	2:51.20	30.50s	30.60s
6	NATTY PAGGER	2	3.4m	9.0m (0)	8.2m (1)	2:51.47	30.44s	30.25s
2	AURORA	3	8.0m	4.8m (0)	4.8m (0)	2:51.84	30.50s	30.88s
7	TROYTHETROTTER	4	22.6m	3.2m (1)	3.2m (1)	2:53.01	30.50s	32.17s
1	SUPPLANTER	5	33.9m	7.9m (1)	4.0m (2)	2:53.91	30.20s	33.01s
3	BUN IN THE OVEN	6	34.7m	51.7m (0)	56.4m (1)	2:53.98	30.86s	29.10s
8	BURKHARDT	7	37.8m	45.9m (0)	54.3m (0)	2:54.23	31.14s	29.51s
5	MILLY AN EYRE	8	49.8m	12.1m (1)	7.9m (2)	2:55.19	30.18s	33.99s
10	GLENEAGLE REIGN	9	104.3m	91.3m (0)	116.9m (0)	2:59.55	32.46s	30.07s
9	EN MASSE	10	105.3m	85.5m (0)	111.1m (0)	2:59.63	32.46s	30.59s

## Finish Position and metres gained

First Arrow shows distance gain/loss from 2nd Qtr to 3rd Qtr, Second Arrow shows distance gain/loss from 3rd Qtr to Finish  
Blue arrow indicates best gain in these quarters.



# Marburg Race 3 Distance 1850m

Tuesday, 23 April 2024



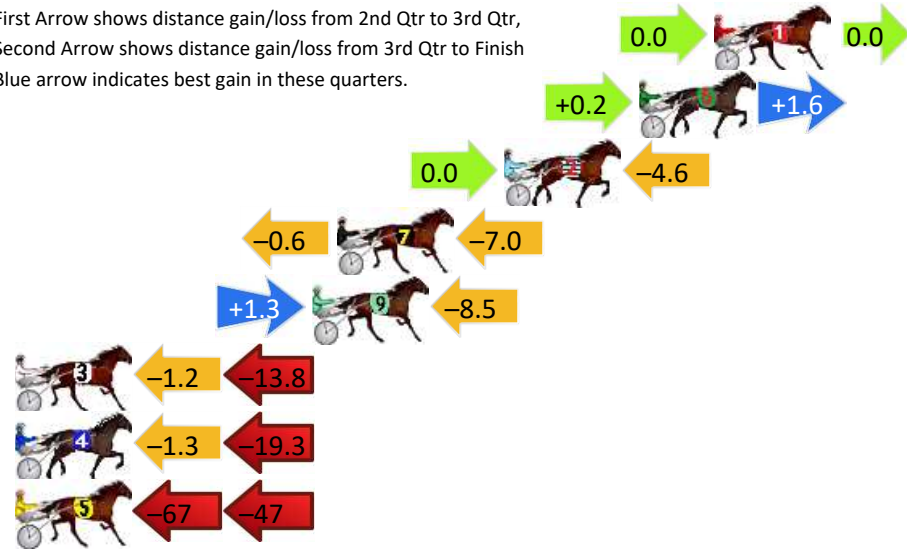
Gross Time: 2:19.60 MileRate: 2:01.40 LeadTime: 18.60s First Qtr: 30.30s Second Qtr: 31.40s Third Qtr: 30.00s Fourth Qtr: 29.30s

DATA TABLE: 800 / 400 Posi's are position from leader and (how wide the horse was at that position)

No	Horse	Plc	Mar	800 Posi	400 Posi	Time	3rd Qtr	4th Qt
1	OUR SWEET JESS	1	0.0m	0.0m (0)	0.0m (0)	2:19.60	30.00s	29.30s
6	AIR BORN	2	3.0m	4.8m (0)	4.6m (1)	2:19.83	29.98s	29.19s
2	DENIS THE PUNTER	3	8.4m	3.8m (1)	3.8m (2)	2:20.25	30.00s	29.67s
7	RAINBOW GAMBLER	4	15.1m	7.5m (1)	8.1m (2)	2:20.76	30.04s	29.86s
9	TRUSTFULL	5	16.1m	8.9m (0)	7.6m (0)	2:20.84	29.90s	29.98s
3	POETIC REASON	6	29.0m	14.0m (0)	15.2m (0)	2:21.83	30.08s	30.41s
4	LIGHT UP LOVEY	7	32.9m	12.3m (1)	13.6m (1)	2:22.13	30.08s	30.83s
5	CREEDENCE	8	136.1m	23.1m (1)	89.8m (1)	2:30.06	34.90s	33.14s

## Finish Position and metres gained

First Arrow shows distance gain/loss from 2nd Qtr to 3rd Qtr, Second Arrow shows distance gain/loss from 3rd Qtr to Finish  
Blue arrow indicates best gain in these quarters.



# Marburg Race 4 Distance 1850m

Tuesday, 23 April 2024



Gross Time: 2:19.50 MileRate: 2:01.40 LeadTime: 16.80s First Qtr: 31.40s Second Qtr: 31.20s Third Qtr: 30.20s Fourth Qtr: 29.90s

DATA TABLE: 800 / 400 Posi's are position from leader and (how wide the horse was at that position)

No	Horse	Plc	Mar	800 Posi	400 Posi	Time	3rd Qtr	4th Qt
2	COULD IT BE ME	1	0.0m	3.2m (1)	0.0m (1)	2:19.50	29.96s	29.90s
9	MAMMALS DESTINY	2	8.7m	11.7m (2)	3.8m (2)	2:20.18	29.60s	30.30s
5	SAINT LOUIS BEAT	3	12.0m	19.7m (2)	7.5m (2)	2:20.44	29.28s	30.28s
1	ZED EXPRESS	4	16.6m	0.0m (0)	4.0m (0)	2:20.80	30.50s	30.90s
3	IT AINT ROYAL	5	18.7m	7.5m (1)	5.9m (1)	2:20.96	30.08s	30.92s
6	FRAME DRIVE	6	18.9m	4.3m (0)	8.0m (0)	2:20.98	30.48s	30.78s
4	MUSTANG DUDE	7	21.7m	16.0m (1)	10.2m (1)	2:21.20	29.76s	30.84s
8	HESLUVABLE	8	23.1m	19.7m (1)	12.3m (2)	2:21.31	29.64s	30.79s
7	OUR LITTLE SKIPPER	9	23.8m	8.8m (0)	12.3m (0)	2:21.36	30.46s	30.84s

## Finish Position and metres gained

First Arrow shows distance gain/loss from 2nd Qtr to 3rd Qtr, Second Arrow shows distance gain/loss from 3rd Qtr to Finish Blue arrow indicates best gain in these quarters.



800

Visual positions in race at 2nd Quarter



400

Visual positions in race at 3rd Quarter

