



ALBION PARK, QLD
 Race 1 - GARRARD'S HORSE AND HOUND - 520M
 11/03/2024 - 18:18:31 PM

RUG	NAME	BOX	TOP SPEED	50M	100M	150M	200M	250M	300M	350M	400M	450M	500M	217M HOME	FINISH TIME
5	Rather Flash	5	68.8km/h	3.75 [1] 42.5km/h (1.7M)	6.41 [1] 65.6km/h (0.5M)	9.05 [1] 68.3km/h (0.8M)	11.80 [1] 66.5km/h (1.1M)	14.61 [1] 65.4km/h (2.3M)	17.34 [1] 66.4km/h (3.0M)	20.18 [1] 65.4km/h (1.8M)	23.18 [1] 61.9km/h (1.8M)	26.28 [1] 58.8km/h (0.9M)	29.41 [1] 57.8km/h (0.9M)	13.15 60.6km/h (1.3M)	30.68 [1]
2	Cheers For Bella	2	67.4km/h	3.89 [6] 42.8km/h (0.7M)	6.58 [4] 65.1km/h (0.2M)	9.31 [4] 67.0km/h (1.2M)	12.10 [4] 66.2km/h (2.2M)	14.91 [3] 66.3km/h (3.0M)	17.62 [2] 66.8km/h (3.6M)	20.45 [2] 65.9km/h (2.2M)	23.38 [2] 62.8km/h (1.6M)	26.44 [2] 59.9km/h (0.9M)	29.51 [2] 59.1km/h (1.7M)	12.94 61.6km/h (1.6M)	30.75 [2]
7	Who's The Man	7	67.4km/h	3.83 [4] 43.3km/h (3.1M)	6.52 [3] 65.0km/h (1.3M)	9.29 [3] 65.8km/h (0.6M)	12.05 [3] 65.1km/h (0.9M)	14.90 [2] 64.5km/h (2.1M)	17.70 [3] 64.6km/h (2.2M)	20.60 [3] 63.7km/h (1.7M)	23.68 [3] 60.0km/h (1.5M)	27.14 [3] 54.3km/h (1.3M)	30.44 [4] 54.3km/h (0.6M)	13.86 57.7km/h (1.2M)	31.75 [3]
1	Send It	1	68.1km/h	4.01 [8] 43.4km/h (0.6M)	6.69 [7] 65.1km/h (0.3M)	9.37 [5] 67.3km/h (0.5M)	12.13 [5] 65.8km/h (1.1M)	14.95 [5] 64.8km/h (1.8M)	17.77 [5] 64.5km/h (2.6M)	20.88 [6] 60.8km/h (1.9M)	24.03 [6] 57.9km/h (1.5M)	27.22 [4] 56.9km/h (0.7M)	30.44 [3] 56.0km/h (0.1M)	13.79 57.7km/h (0.9M)	31.76 [4]
4	Imposing Schnaps	4	65.6km/h	3.85 [5] 43.8km/h (1.3M)	6.69 [8] 62.9km/h (0.7M)	9.68 [7] 59.9km/h (0.5M)	12.54 [7] 63.0km/h (1.1M)	15.38 [7] 64.2km/h (1.9M)	18.15 [7] 65.4km/h (2.7M)	21.08 [8] 63.5km/h (1.9M)	24.25 [7] 58.9km/h (1.8M)	27.45 [7] 56.9km/h (1.0M)	30.55 [6] 57.9km/h (0.8M)	13.45 59.2km/h (1.3M)	31.80 [5]
8	Tiger Toast	8	68.1km/h	3.81 [2] 42.8km/h (4.0M)	6.50 [2] 65.3km/h (2.1M)	9.22 [2] 67.6km/h (1.6M)	12.03 [2] 65.8km/h (1.9M)	14.93 [4] 64.9km/h (3.7M)	17.73 [4] 65.3km/h (5.0M)	20.68 [4] 63.7km/h (2.8M)	23.79 [5] 60.0km/h (2.1M)	27.25 [5] 55.1km/h (2.6M)	30.53 [5] 55.3km/h (2.4M)	13.92 58.2km/h (2.4M)	31.84 [6]
6	Togatuki	6	74.6km/h	3.81 [3] 42.3km/h (2.3M)	6.64 [6] 62.7km/h (1.0M)	9.69 [8] 59.3km/h (0.7M)	12.57 [8] 62.8km/h (1.5M)	15.42 [8] 64.7km/h (2.4M)	18.16 [8] 65.9km/h (3.1M)	21.08 [7] 64.2km/h (2.2M)	24.26 [8] 62.9km/h (1.9M)	27.49 [8] 60.1km/h (1.3M)	30.61 [7] 57.9km/h (2.2M)	13.50 60.7km/h (1.9M)	31.87 [7]
3	Max Cash	3	65.6km/h	3.89 [7] 42.7km/h (1.0M)	6.64 [5] 63.9km/h (0.1M)	9.45 [6] 64.4km/h (0.7M)	12.22 [6] 64.6km/h (0.9M)	15.05 [6] 64.7km/h (1.5M)	17.81 [6] 65.3km/h (1.6M)	20.69 [5] 64.1km/h (1.6M)	23.71 [4] 60.9km/h (1.4M)	27.33 [6] 52.4km/h (1.7M)	30.64 [8] 53.8km/h (1.2M)	13.96 57.5km/h (1.4M)	31.96 [8]

Data based on IsoLynx Localised Positioning System.

Legend:

[] - Rank at each section

() - Avg. meters to rail for section

-- - No data available at section





ALBION PARK, QLD
 Race 2 - CARINA LEAGUES CLUB - 520M
 11/03/2024 - 18:40:38 PM

RUG	NAME	BOX	TOP SPEED	50M	100M	150M	200M	250M	300M	350M	400M	450M	500M	217M HOME	FINISH TIME
1	Celtic Gold	1	67.4km/h	3.75 [2] 43.1km/h (0.2M)	6.44 [2] 65.3km/h (0.2M)	9.13 [2] 66.8km/h (0.7M)	11.84 [2] 66.6km/h (1.0M)	14.61 [2] 66.3km/h (1.7M)	17.31 [2] 66.9km/h (1.6M)	20.12 [2] 65.9km/h (1.8M)	23.09 [2] 62.7km/h (1.7M)	26.11 [2] 60.5km/h (0.8M)	29.13 [2] 59.7km/h (0.7M)	12.85 62.0km/h (1.2M)	30.35 [1]
5	Typhoon Nev	5	70.1km/h	3.70 [1] 42.6km/h (2.2M)	6.32 [1] 66.3km/h (0.6M)	8.91 [1] 69.6km/h (0.4M)	11.58 [1] 67.7km/h (0.9M)	14.34 [1] 66.3km/h (1.7M)	17.06 [1] 66.4km/h (1.7M)	19.89 [1] 65.4km/h (1.6M)	22.87 [1] 62.0km/h (1.6M)	25.96 [1] 58.8km/h (0.8M)	29.11 [1] 57.5km/h (0.5M)	13.12 60.6km/h (1.0M)	30.37 [2]
3	Fast Money	3	66.3km/h	3.75 [4] 42.8km/h (1.5M)	6.48 [5] 64.2km/h (0.8M)	9.26 [3] 65.3km/h (0.8M)	12.03 [3] 65.0km/h (0.9M)	14.82 [3] 65.4km/h (1.7M)	17.58 [3] 66.0km/h (3.4M)	20.43 [3] 65.1km/h (2.1M)	23.41 [3] 62.3km/h (1.6M)	26.42 [3] 60.1km/h (0.7M)	29.49 [3] 59.0km/h (1.7M)	12.96 61.3km/h (1.5M)	30.73 [3]
9	Aim High	4	67.2km/h	3.82 [6] 42.6km/h (1.9M)	6.56 [6] 64.5km/h (1.3M)	9.30 [4] 66.6km/h (1.7M)	12.09 [4] 66.0km/h (2.0M)	14.93 [4] 65.3km/h (2.5M)	17.65 [4] 66.4km/h (3.2M)	20.55 [4] 64.8km/h (2.0M)	23.63 [4] 60.7km/h (2.2M)	26.67 [4] 59.7km/h (0.9M)	29.70 [4] 59.5km/h (0.7M)	13.08 61.0km/h (1.3M)	30.92 [4]
6	Instant Cash	6	67.4km/h	3.88 [7] 42.7km/h (2.7M)	6.60 [7] 64.3km/h (1.7M)	9.34 [6] 66.2km/h (0.6M)	12.19 [6] 63.0km/h (0.6M)	15.03 [6] 63.8km/h (1.3M)	17.80 [6] 65.1km/h (1.7M)	20.68 [6] 64.5km/h (1.6M)	23.76 [6] 59.9km/h (1.6M)	26.84 [6] 59.0km/h (0.9M)	29.89 [5] 59.1km/h (1.7M)	13.15 60.5km/h (1.5M)	31.14 [5]
8	Down Size	8	67.3km/h	3.76 [5] 43.3km/h (3.2M)	6.46 [3] 64.8km/h (1.8M)	9.31 [5] 65.0km/h (1.3M)	12.11 [5] 64.2km/h (1.2M)	14.94 [5] 64.5km/h (1.6M)	17.68 [5] 65.7km/h (1.6M)	20.62 [5] 63.5km/h (1.6M)	23.68 [5] 60.0km/h (1.3M)	26.80 [5] 58.0km/h (0.5M)	29.90 [6] 58.0km/h (0.4M)	13.27 59.7km/h (0.9M)	31.15 [6]
7	Burn The Cash	7	66.5km/h	3.75 [3] 42.5km/h (2.6M)	6.47 [4] 64.6km/h (1.2M)	9.44 [7] 62.3km/h (1.2M)	12.27 [7] 63.1km/h (0.9M)	15.13 [7] 64.0km/h (1.9M)	17.89 [7] 65.6km/h (2.3M)	20.75 [7] 64.8km/h (2.2M)	23.83 [7] 61.2km/h (2.3M)	26.96 [7] 58.8km/h (1.4M)	30.06 [7] 58.3km/h (1.8M)	13.25 60.5km/h (1.8M)	31.32 [7]

Data based on IsoLynx Localised Positioning System.

Legend:

[] - Rank at each section

() - Avg. meters to rail for section

-- - No data available at section





ALBION PARK, QLD
 Race 3 - BOX 1 PHOTOGRAPHY - 520M
 11/03/2024 - 19:02:38 PM

RUG	NAME	BOX	TOP SPEED	50M	100M	150M	200M	250M	300M	350M	400M	450M	500M	217M HOME	FINISH TIME
	Mitchell's Lass	2	68.4km/h	3.80 [4] 42.7km/h (0.4M)	6.45 [3] 65.6km/h (0.1M)	9.09 [2] 68.0km/h (0.3M)	11.81 [1] 66.5km/h (0.7M)	14.60 [1] 65.2km/h (1.3M)	17.33 [1] 65.9km/h (1.8M)	20.17 [1] 64.8km/h (1.6M)	23.21 [1] 61.0km/h (1.4M)	26.31 [1] 58.3km/h (0.5M)	29.50 [1] 56.9km/h (0.4M)	13.26 59.9km/h (0.9M)	30.78 [1]
	Ferocious Lilly	7	67.4km/h	3.94 [8] 42.5km/h (2.0M)	6.61 [8] 65.1km/h (0.5M)	9.43 [8] 64.8km/h (0.3M)	12.22 [5] 63.9km/h (0.5M)	15.03 [5] 64.3km/h (1.2M)	17.75 [5] 66.0km/h (1.6M)	20.59 [5] 65.1km/h (1.6M)	23.60 [5] 61.4km/h (1.3M)	26.65 [5] 59.4km/h (0.6M)	29.68 [3] 59.3km/h (0.1M)	12.94 61.1km/h (0.9M)	30.90 [2]
	Pay Freeze	3	68.4km/h	3.73 [2] 42.6km/h (1.4M)	6.39 [1] 65.4km/h (0.6M)	9.08 [1] 67.7km/h (0.8M)	11.87 [2] 65.4km/h (1.2M)	14.73 [2] 64.6km/h (2.3M)	17.49 [3] 65.6km/h (3.2M)	20.36 [3] 64.7km/h (2.1M)	23.40 [3] 61.5km/h (1.9M)	26.53 [2] 58.5km/h (1.2M)	29.67 [2] 57.6km/h (1.6M)	13.28 60.3km/h (1.6M)	30.95 [3]
	French Crop	4	66.4km/h	3.78 [3] 43.4km/h (1.8M)	6.52 [6] 64.1km/h (0.8M)	9.27 [4] 65.7km/h (0.7M)	12.04 [4] 65.7km/h (1.1M)	14.86 [4] 64.9km/h (1.9M)	17.61 [4] 65.8km/h (1.9M)	20.47 [4] 64.7km/h (1.6M)	23.48 [4] 61.2km/h (1.5M)	26.57 [4] 59.0km/h (0.8M)	29.70 [4] 57.8km/h (0.5M)	13.15 60.3km/h (1.0M)	30.95 [4]
	Nicole Maria	5	67.1km/h	3.71 [1] 43.4km/h (2.2M)	6.44 [2] 64.5km/h (0.9M)	9.17 [3] 67.0km/h (1.5M)	11.94 [3] 66.8km/h (2.2M)	14.76 [3] 66.3km/h (3.0M)	17.49 [2] 66.7km/h (3.8M)	20.36 [2] 65.1km/h (2.5M)	23.40 [2] 61.9km/h (2.4M)	26.54 [3] 58.9km/h (1.6M)	29.70 [5] 57.5km/h (2.0M)	13.31 60.5km/h (2.1M)	31.00 [5]
	Travis's Scrub	8	67.6km/h	3.82 [6] 44.3km/h (3.3M)	6.47 [4] 65.9km/h (1.7M)	9.31 [5] 64.9km/h (1.3M)	12.33 [7] 61.4km/h (1.6M)	15.22 [7] 62.6km/h (1.4M)	17.95 [7] 65.8km/h (1.2M)	20.80 [6] 64.7km/h (1.4M)	23.83 [6] 60.8km/h (1.4M)	26.95 [6] 58.0km/h (0.6M)	30.10 [6] 57.3km/h (0.2M)	13.24 59.9km/h (0.8M)	31.38 [6]
	Lochos	6	66.3km/h	3.81 [5] 42.8km/h (2.7M)	6.51 [5] 64.8km/h (1.4M)	9.43 [7] 63.3km/h (1.3M)	12.26 [6] 64.4km/h (1.2M)	15.16 [6] 63.9km/h (2.4M)	17.91 [6] 65.4km/h (2.7M)	20.85 [7] 63.8km/h (2.4M)	23.96 [7] 60.0km/h (2.1M)	27.11 [7] 58.1km/h (1.3M)	30.25 [7] 57.9km/h (2.4M)	13.41 59.7km/h (2.0M)	31.52 [7]
	Eric's Pick	1	66.0km/h	3.83 [7] 42.7km/h (0.2M)	6.55 [7] 64.5km/h (0.1M)	9.36 [6] 64.4km/h (0.7M)	12.42 [8] 61.1km/h (2.3M)	15.33 [8] 63.5km/h (2.8M)	18.12 [8] 64.9km/h (3.8M)	21.11 [8] 63.2km/h (2.7M)	24.23 [8] 61.1km/h (2.2M)	27.40 [8] 58.6km/h (1.4M)	30.57 [8] 57.2km/h (2.0M)	13.54 59.7km/h (2.0M)	31.86 [8]

Data based on IsoLynx Localised Positioning System.
 Legend:
 [] - Rank at each section





ALBION PARK, QLD
 Race 4 - SENNACHIE @ STUD - STEVE WHITE - 520M
 11/03/2024 - 19:28:30 PM

RUG	NAME	BOX	TOP SPEED	50M	100M	150M	200M	250M	300M	350M	400M	450M	500M	217M HOME	FINISH TIME
5	Out To Sea	5	67.4km/h	3.78 [5] 42.3km/h (1.9M)	6.49 [4] 64.4km/h (0.9M)	9.20 [5] 66.7km/h (0.5M)	11.96 [5] 65.6km/h (1.1M)	14.71 [2] 66.2km/h (1.9M)	17.43 [1] 66.9km/h (1.8M)	20.28 [1] 65.0km/h (1.6M)	23.31 [1] 61.1km/h (1.5M)	26.35 [1] 59.2km/h (0.6M)	29.45 [1] 58.4km/h (0.3M)	13.07 60.7km/h (0.9M)	30.70 [1]
7	Blue Haze	7	67.5km/h	3.77 [4] 42.8km/h (2.5M)	6.50 [5] 64.3km/h (1.2M)	9.21 [6] 67.1km/h (1.2M)	12.01 [6] 65.8km/h (1.8M)	14.87 [6] 64.9km/h (2.3M)	17.63 [5] 65.4km/h (2.1M)	20.55 [6] 63.4km/h (1.5M)	23.56 [5] 61.1km/h (1.4M)	26.60 [4] 59.8km/h (0.8M)	29.64 [2] 59.2km/h (0.3M)	13.05 60.7km/h (1.0M)	30.87 [2]
1	Bogie Gale	1	69.1km/h	3.74 [3] 43.5km/h (0.4M)	6.42 [3] 65.4km/h (0.6M)	9.05 [3] 68.7km/h (0.6M)	11.78 [3] 66.4km/h (0.8M)	14.70 [1] 63.6km/h (2.0M)	17.48 [3] 64.5km/h (2.4M)	20.34 [3] 64.8km/h (2.0M)	23.39 [3] 61.8km/h (1.9M)	26.56 [3] 58.4km/h (1.2M)	29.70 [4] 57.4km/h (1.3M)	13.30 60.6km/h (1.6M)	30.98 [3]
2	Go Seek Izra	2	67.9km/h	3.82 [7] 43.2km/h (0.7M)	6.53 [7] 64.4km/h (0.2M)	9.20 [4] 67.3km/h (0.2M)	11.93 [4] 65.7km/h (0.6M)	14.73 [3] 64.8km/h (1.4M)	17.46 [2] 65.9km/h (1.3M)	20.31 [2] 64.7km/h (1.3M)	23.38 [2] 60.2km/h (1.2M)	26.52 [2] 57.9km/h (0.8M)	29.69 [3] 56.9km/h (0.8M)	13.35 59.6km/h (1.0M)	30.99 [4]
4	Tayla's Lass	4	69.0km/h	3.68 [1] 42.7km/h (1.6M)	6.34 [1] 65.9km/h (1.1M)	8.99 [1] 68.4km/h (0.8M)	11.76 [2] 65.6km/h (1.1M)	14.80 [5] 61.8km/h (3.0M)	17.64 [6] 63.8km/h (4.3M)	20.54 [5] 64.4km/h (2.7M)	23.59 [6] 61.8km/h (2.3M)	26.70 [6] 59.1km/h (1.3M)	29.78 [5] 58.4km/h (0.2M)	13.23 60.7km/h (1.5M)	31.05 [5]
8	Jumping Jive	8	69.6km/h	3.71 [2] 43.3km/h (3.1M)	6.38 [2] 65.7km/h (1.5M)	9.00 [2] 69.2km/h (1.0M)	11.76 [1] 66.7km/h (1.7M)	14.75 [4] 63.6km/h (2.7M)	17.60 [4] 63.1km/h (3.4M)	20.46 [4] 64.5km/h (2.0M)	23.44 [4] 62.1km/h (1.5M)	26.69 [5] 57.1km/h (1.4M)	29.88 [6] 56.5km/h (1.9M)	13.38 59.7km/h (1.7M)	31.17 [6]
6	Kalani Tony	6	68.3km/h	3.84 [8] 44.1km/h (2.5M)	6.52 [6] 65.5km/h (1.7M)	9.24 [7] 67.7km/h (1.6M)	12.08 [7] 65.6km/h (2.2M)	14.94 [8] 64.8km/h (3.0M)	17.69 [8] 66.0km/h (3.5M)	20.60 [7] 64.4km/h (2.3M)	23.67 [7] 60.5km/h (1.8M)	26.77 [7] 58.7km/h (0.8M)	29.93 [7] 57.4km/h (1.1M)	13.31 60.0km/h (1.4M)	31.19 [7]
3	Apache Malt	3	67.1km/h	3.78 [6] 42.7km/h (1.1M)	6.64 [8] 62.0km/h (0.7M)	9.33 [8] 66.7km/h (0.9M)	12.10 [8] 65.8km/h (1.2M)	14.91 [7] 64.6km/h (1.5M)	17.68 [7] 65.4km/h (1.6M)	20.71 [8] 61.6km/h (1.8M)	23.78 [8] 60.6km/h (2.1M)	26.83 [8] 60.2km/h (1.4M)	29.95 [8] 58.4km/h (2.8M)	13.36 59.9km/h (2.1M)	31.25 [8]

Data based on IsoLynx Localised Positioning System.

Legend:

[] - Rank at each section

() - Avg. meters to rail for section

-- - No data available at section





ALBION PARK, QLD
Race 5 - NEWHAVEN STUD FARM - 520M
11/03/2024 - 19:50:41 PM

RUG	NAME	BOX	TOP SPEED	50M	100M	150M	200M	250M	300M	350M	400M	450M	500M	217M HOME	FINISH TIME
6	Willow's Gift	6	70.0km/h	3.72 [3] 43.1km/h (2.7M)	6.34 [3] 66.7km/h (1.2M)	8.95 [3] 69.5km/h (1.0M)	11.69 [3] 67.4km/h (1.7M)	14.49 [2] 66.6km/h (3.2M)	17.18 [2] 67.4km/h (3.6M)	19.98 [2] 66.3km/h (1.8M)	22.98 [2] 62.3km/h (1.6M)	26.01 [1] 59.7km/h (0.9M)	29.03 [1] 59.8km/h (0.8M)	12.87 61.8km/h (1.2M)	30.24 [1]
4	Who's Billy	4	74.8km/h	3.69 [2] 43.6km/h (0.9M)	6.32 [2] 64.2km/h (0.2M)	8.93 [2] 69.8km/h (0.3M)	11.63 [1] 67.0km/h (0.6M)	14.38 [1] 66.4km/h (1.3M)	17.07 [1] 67.3km/h (2.0M)	19.89 [1] 65.8km/h (1.4M)	22.91 [1] 62.6km/h (1.3M)	26.01 [2] 58.7km/h (0.5M)	29.13 [2] 58.5km/h (0.1M)	13.11 61.1km/h (0.8M)	30.36 [2]
5	Alberton Park	5	71.8km/h	3.67 [1] 43.0km/h (1.6M)	6.28 [1] 67.6km/h (0.5M)	8.90 [1] 70.0km/h (0.9M)	11.67 [2] 66.3km/h (1.4M)	14.52 [3] 64.8km/h (2.2M)	17.24 [3] 66.2km/h (2.6M)	20.13 [3] 64.7km/h (1.8M)	23.17 [3] 60.8km/h (1.6M)	26.22 [3] 59.5km/h (0.9M)	29.29 [3] 58.9km/h (1.3M)	13.11 60.7km/h (1.3M)	30.54 [3]
1	Mrs. Musgrave	1	68.4km/h	3.78 [4] 42.9km/h (0.4M)	6.44 [4] 65.8km/h (0.2M)	9.11 [5] 67.8km/h (0.9M)	11.81 [4] 67.0km/h (0.9M)	14.58 [4] 66.1km/h (1.8M)	17.29 [4] 66.6km/h (2.2M)	20.23 [4] 63.6km/h (1.9M)	23.24 [4] 61.9km/h (1.8M)	26.28 [4] 60.3km/h (1.2M)	29.32 [4] 59.5km/h (1.6M)	13.06 61.1km/h (1.5M)	30.55 [4]
2	Fast Milkman	2	68.1km/h	3.87 [8] 41.7km/h (0.5M)	6.59 [8] 64.5km/h (0.7M)	9.22 [6] 67.9km/h (0.3M)	11.94 [6] 66.3km/h (0.6M)	14.74 [6] 65.1km/h (1.6M)	17.47 [6] 66.2km/h (1.8M)	20.29 [6] 65.5km/h (1.6M)	23.28 [5] 61.7km/h (1.4M)	26.34 [5] 59.2km/h (0.6M)	29.35 [5] 59.5km/h (0.6M)	12.90 61.3km/h (0.9M)	30.56 [5]
7	Glen's Wish	7	69.6km/h	3.79 [5] 43.5km/h (3.0M)	6.46 [5] 65.8km/h (1.8M)	9.10 [4] 69.2km/h (1.5M)	11.82 [5] 67.9km/h (1.8M)	14.63 [5] 66.6km/h (3.3M)	17.39 [5] 66.3km/h (4.6M)	20.27 [5] 64.9km/h (2.6M)	23.32 [6] 61.3km/h (2.0M)	26.45 [6] 58.5km/h (1.1M)	29.57 [6] 58.0km/h (1.1M)	13.25 60.4km/h (1.6M)	30.83 [6]
3	Judged	3	68.2km/h	3.82 [6] 43.0km/h (1.5M)	6.48 [6] 65.6km/h (1.2M)	9.25 [8] 66.5km/h (1.1M)	12.06 [8] 65.2km/h (1.7M)	14.91 [8] 65.1km/h (2.7M)	17.65 [8] 66.3km/h (4.0M)	20.50 [8] 65.2km/h (2.2M)	23.56 [7] 61.0km/h (1.8M)	26.69 [7] 57.9km/h (0.9M)	29.78 [7] 58.5km/h (2.2M)	13.19 60.4km/h (1.8M)	31.03 [7]
8	Mumma's Brew	8	68.0km/h	3.83 [7] 41.9km/h (3.5M)	6.55 [7] 64.7km/h (2.3M)	9.24 [7] 67.4km/h (0.9M)	12.04 [7] 65.4km/h (1.2M)	14.86 [7] 64.4km/h (1.2M)	17.62 [7] 65.2km/h (1.3M)	20.49 [7] 64.1km/h (1.4M)	23.58 [8] 59.7km/h (1.3M)	26.76 [8] 56.7km/h (0.5M)	29.93 [8] 56.8km/h (0.5M)	13.38 59.1km/h (0.8M)	31.19 [8]

Data based on IsoLynx Localised Positioning System.

Legend:

[] - Rank at each section










() - Avg. meters to rail for section

-- - No data available at section





ALBION PARK, QLD
Race 6 - GREYHOUNDS MAKE GREAT PETS - 600M
11/03/2024 - 20:15:42 PM

RUG	NAME	BOX	SECTION-1	SECTION-2	HOME	FINISH TIME
	Blue Steel	1	9.99	22.09	13.36	35.45 [2]
	First Class Izzy	2	10.19	22.77	13.65	36.42 [7]
	Ziping Boost	3	10.11	22.24	13.35	35.59 [3]
	Izzy No Talk	4	10.49	22.57	13.27	35.84 [5]
	Seven Sinners	5	9.81	21.88	13.47	35.35 [1]
	No Ordinary Gal	6	10.32	22.68	13.26	35.94 [6]
	Kushti Bok	7	10.15	22.34	13.38	35.72 [4]
	Spring Acer	8	10.19	22.56	13.99	36.55 [8]
	Becky Cairn Do	9	[]			



ALBION PARK, QLD
 Race 7 - BORGBET TIPPING SERVICE - 710M
 11/03/2024 - 20:34:38 PM

RUG	NAME	BOX	TOP SPEED	50M	100M	150M	200M	250M	300M	350M	400M	450M	500M	550M	600M	650M	700M	217M HOME	FINISH TIME
8	Venice Bale	8	68.1km/h	3.81 [6] (4.0M)	6.58 [4] (2.7M)	9.35 [3] (2.8M)	12.11 [3] (1.4M)	14.82 [3] (1.6M)	17.53 [3] (1.0M)	20.34 [3] (0.8M)	23.29 [3] (1.4M)	26.21 [2] (1.7M)	29.10 [2] (1.9M)	32.15 [2] (2.0M)	35.34 [2] (1.7M)	38.61 [2] (1.2M)	41.87 [1] (1.3M)	13.81 (1.5M)	42.53 [1]
3	Mystical Beck	3	68.2km/h	3.68 [1] (1.6M)	6.41 [1] (1.7M)	9.12 [1] (1.8M)	11.83 [1] (1.2M)	14.54 [1] (0.8M)	17.23 [1] (0.3M)	20.03 [1] (0.6M)	22.97 [1] (1.0M)	25.96 [1] (1.5M)	28.91 [1] (1.9M)	32.02 [1] (1.8M)	35.26 [1] (1.5M)	38.59 [1] (0.7M)	41.98 [2] (0.4M)	14.16 (1.1M)	42.69 [2]
5	Midnight Bandit	5	67.1km/h	3.94 [7] (3.3M)	6.74 [7] (2.0M)	9.53 [7] (1.3M)	12.29 [6] (0.8M)	14.99 [6] (0.2M)	17.70 [6] (0.2M)	20.65 [6] (0.6M)	23.70 [6] (1.0M)	26.71 [6] (1.4M)	29.61 [6] (1.7M)	32.65 [6] (1.5M)	35.78 [6] (1.2M)	38.96 [6] (0.3M)	42.07 [3] (0.1M)	13.48 (0.8M)	42.72 [3]
2	Springtime Rose	2	66.5km/h	3.80 [5] (1.6M)	6.65 [6] (1.5M)	9.43 [5] (1.4M)	12.18 [5] (0.8M)	14.92 [5] (0.2M)	17.65 [5] (0.3M)	20.62 [5] (0.5M)	23.59 [5] (0.8M)	26.56 [5] (1.8M)	29.48 [5] (3.2M)	32.53 [5] (2.0M)	35.72 [4] (1.9M)	38.93 [4] (1.1M)	42.13 [4] (1.8M)	13.70 (1.7M)	42.78 [4]
7	Me And You	7	66.4km/h	3.76 [3] (3.5M)	6.60 [5] (2.2M)	9.51 [6] (2.1M)	12.33 [7] (1.1M)	15.11 [7] (1.5M)	17.83 [7] (0.7M)	20.68 [7] (0.3M)	23.72 [7] (0.6M)	26.81 [7] (1.1M)	29.74 [7] (1.7M)	32.80 [7] (1.8M)	35.94 [7] (1.4M)	39.08 [7] (0.5M)	42.19 [5] (0.4M)	13.48 (1.0M)	42.83 [5]
9	Walk Me Daddy	4	66.8km/h	3.79 [4] (2.3M)	6.57 [3] (1.7M)	9.37 [4] (2.1M)	12.13 [4] (1.0M)	14.87 [4] (0.6M)	17.60 [4] (0.2M)	20.45 [4] (0.5M)	23.43 [4] (1.0M)	26.47 [4] (2.1M)	29.42 [4] (2.3M)	32.52 [4] (1.6M)	35.72 [5] (1.4M)	38.95 [5] (0.6M)	42.20 [6] (0.8M)	13.83 (1.1M)	42.87 [6]
1	She's In Clover	1	66.6km/h	3.75 [2] (0.7M)	6.49 [2] (1.5M)	9.28 [2] (1.6M)	12.02 [2] (0.7M)	14.77 [2] (1.1M)	17.50 [2] (0.5M)	20.30 [2] (0.4M)	23.27 [2] (0.9M)	26.28 [3] (1.3M)	29.23 [3] (1.5M)	32.36 [3] (1.8M)	35.60 [3] (1.4M)	38.88 [3] (0.5M)	42.21 [7] (0.6M)	14.05 (1.1M)	42.90 [7]

Data based on IsoLynx Localised Positioning System.

Legend:

[] - Rank at each section

() - Avg. meters to rail for section

-- - No data available at section





ALBION PARK, QLD
Race 8 - SKY RACING 5th Grade F - 520M
11/03/2024 - 20:59:33 PM


RUG	NAME	BOX	SECTION-1	SECTION-2	HOME	FINISH TIME
1	Danger Zone	1	5.62	17.16	13.19	30.35 [1]
2	Jayson Bull	2	5.54	17.42	13.22	30.64 [5]
3	Kahlo Hayze	3	5.67	17.50	12.90	30.40 [2]
4	Aidan's Queen	4	5.65	17.57	13.03	30.60 [3]
5	Ring Me	5	5.59	17.47	13.30	30.77 [6]
6	Speed Zone	6	5.67	17.93	12.95	30.88 [8]
7	Serrai	7	5.70	17.98	12.88	30.86 [7]
8	Hara's Boots	8	[]			
9	Cha Cha Kitty	8	5.73	17.75	12.87	30.62 [4]

RUG NAME BOX SECTION-1

SECTION-2

HOME

FINISH
TIME

	Alberton Park	10	[]
--	----------------------	----	----

Data based on IsoLynx Localised Positioning System.

Legend:

[] - Rank at each section

() - Avg. meters to rail for section

-- - No data available at section





ALBION PARK, QLD
Race 9 - TAB - VENUE MODE - 395M
11/03/2024 - 21:23:31 PM

RUG	NAME	BOX	TOP SPEED	50M	100M	150M	200M	250M	300M	350M	217M HOME	FINISH TIME
1	Destini Krystal	1	71.7km/h	3.75 [1] 42.9km/h (0.4M)	6.48 [1] 64.8km/h (1.3M)	9.08 [1] 69.4km/h (1.5M)	11.61 [1] 71.3km/h (1.6M)	14.36 [1] 68.0km/h (1.8M)	17.22 [1] 64.7km/h (1.4M)	20.15 [1] 62.0km/h (0.8M)	12.32 64.8km/h (1.2M)	22.84 [1]
3	Comical Bill	3	71.1km/h	3.89 [7] 41.7km/h (1.0M)	6.73 [5] 62.2km/h (0.9M)	9.34 [3] 68.3km/h (1.1M)	11.89 [3] 70.8km/h (1.3M)	14.63 [2] 68.0km/h (1.6M)	17.43 [2] 65.1km/h (1.1M)	20.28 [2] 63.2km/h (0.3M)	12.11 65.5km/h (0.9M)	22.89 [2]
7	Riverina Knight	7	70.0km/h	3.91 [8] 43.7km/h (2.1M)	6.71 [4] 63.9km/h (1.6M)	9.37 [4] 68.1km/h (2.5M)	11.98 [4] 69.6km/h (2.4M)	14.82 [4] 66.4km/h (2.2M)	17.66 [4] 64.0km/h (1.1M)	20.54 [3] 62.6km/h (0.4M)	12.30 64.6km/h (1.2M)	23.13 [3]
4	Arapaho Malt	4	70.3km/h	3.78 [2] 45.7km/h (1.4M)	6.62 [2] 63.8km/h (2.0M)	9.28 [2] 67.8km/h (2.3M)	11.87 [2] 69.9km/h (2.5M)	14.71 [3] 66.7km/h (2.2M)	17.65 [3] 63.7km/h (1.8M)	20.65 [4] 61.2km/h (1.8M)	12.59 63.9km/h (2.1M)	23.33 [4]
5	Bedrock	5	69.3km/h	3.80 [3] 43.7km/h (1.8M)	6.76 [6] 61.9km/h (2.2M)	9.44 [6] 67.0km/h (3.5M)	12.10 [6] 68.8km/h (3.3M)	14.97 [6] 65.2km/h (2.0M)	17.91 [6] 63.4km/h (1.9M)	20.85 [6] 62.0km/h (1.7M)	12.54 63.8km/h (2.0M)	23.48 [5]
2	Federal Vixen	2	68.0km/h	3.82 [4] 42.6km/h (1.1M)	6.66 [3] 62.3km/h (1.0M)	9.38 [5] 66.7km/h (1.5M)	12.05 [5] 67.7km/h (1.6M)	14.92 [5] 67.3km/h (1.5M)	17.84 [5] 62.9km/h (1.1M)	20.84 [5] 60.8km/h (1.1M)	12.69 63.3km/h (1.2M)	23.58 [6]

Data based on IsoLynx Localised Positioning System.

Legend:

[] - Rank at each section

() - Avg. meters to rail for section

--- No data available at section





ALBION PARK, QLD
Race 10 - GET IT GIZMO @ NEWHAVEN STUD - 331M
11/03/2024 - 21:41:38 PM

RUG	NAME	BOX	SECTION-1	HOME	FINISH TIME
1	Bye Bye Taipan	1	7.39	12.06	19.45 [4]
2	Slick Town	2	7.52	12.34	19.86 [6]
3	Drop Pin	3	7.29	12.12	19.41 [3]
4	Showtime Pompom	4	7.16	11.98	19.14 [1]
5	Memories Keep	5	7.31	12.25	19.56 [5]
6	Galway Duchess	6	7.55	12.40	19.95 [7]
7	Small Stones	7	7.53	12.64	20.17 [8]
8	Jackie Chiles	8	7.22	12.02	19.24 [2]
9	Buttercup Babe	9	[]		