



Townsville QLD Professional
Race 1: FAMILY RACEDAY SATURDAY 13 APRIL Maiden Handicap - 1400m
04 April 2024 - 12:43



Track Rating: Soft 5, Weather: Fine, Rail Position: +4m 1000m-W.P; +0.5m Remainder

Section		Overall	1200m	1000m	800m	600m	400m	Last 600m				
Field Times		1:24.77 (0:14.80)	1:09.97 (0:11.22)	0:58.75 (0:11.41)	0:47.34 (0:11.03)	0:36.31 (0:11.29)	0:25.02 (0:12.14)	0:36.31				
Rank	TAB Horse/Jockey	Barrier	Top Speed [km/h]	Fastest Section								Distance Travelled [m]
1	2 EYES ARE LION Jackson Murphy	2	66.9 600m	0:10.91 600m	1:24.77 [1] (0:15.54)	1:09.23 [6] (0:11.48)	0:57.75 [6] (0:11.55)	0:46.20 [6] (0:11.08)	0:35.12 [6] (0:10.91)	0:24.21 [4] (0:11.70)	0:35.12	
2	5 KAISA Scott Sheargold	5	66.1 600m	0:10.98 600m	1:24.81 [2] (0:15.70)	1:09.11 [7] (0:11.43)	0:57.68 [7] (0:11.50)	0:46.18 [7] (0:11.10)	0:35.08 [7] (0:10.98)	0:24.10 [7] (0:11.48)	0:35.08	-4
3	9 CYBER JAM Adam Sewell	9	65.4 600m	0:11.14 800m	1:25.27 [3] (0:15.40)	1:09.87 [5] (0:11.49)	0:58.38 [5] (0:11.48)	0:46.90 [4] (0:11.14)	0:35.76 [5] (0:11.18)	0:24.58 [6] (0:12.00)	0:35.76	-6
4	3 ICE BOUND Isabella Teh	3	66.1 Overall	0:11.03 800m	1:25.27 [4] (0:14.80)	1:10.47 [1] (0:11.22)	0:59.25 [1] (0:11.41)	0:47.84 [1] (0:11.03)	0:36.81 [1] (0:11.29)	0:25.52 [1] (0:12.14)	0:36.81	-6
5	6 ALONTRO Lacey Morrison	6	65.5 800m	0:11.04 800m	1:25.29 [5] (0:15.36)	1:09.93 [4] (0:11.45)	0:58.48 [4] (0:11.59)	0:46.89 [5] (0:11.04)	0:35.85 [4] (0:11.23)	0:24.62 [5] (0:11.95)	0:35.85	-6
6	1 NAHEIGHTKAY Chelsea Jokic	1	66.6 800m	0:11.02 800m	1:25.45 [6] (0:15.97)	1:09.48 [9] (0:11.59)	0:57.89 [9] (0:11.51)	0:46.38 [9] (0:11.02)	0:35.36 [9] (0:11.13)	0:24.23 [8] (0:11.62)	0:35.36	-3
7	8 SNUGGLE BANG YAHOO Ryan Wiggins	8	65.7 600m	0:11.06 800m	1:25.70 [7] (0:15.17)	1:10.53 [3] (0:11.35)	0:59.18 [3] (0:11.54)	0:47.64 [3] (0:11.06)	0:36.58 [2] (0:11.28)	0:25.30 [2] (0:12.10)	0:36.58	-12
8	7 MY LITTLE VIKING Nathan Thomas	7	64.8 800m	0:11.18 800m	1:25.86 [8] (0:14.96)	1:10.90 [2] (0:11.40)	0:59.50 [2] (0:11.67)	0:47.83 [2] (0:11.18)	0:36.65 [3] (0:11.32)	0:25.33 [3] (0:12.18)	0:36.65	-7
9	4 ATHENA'S SECRET Chris Whiteley	4	65.8 800m	0:11.12 800m	1:26.13 [9] (0:15.73)	1:10.40 [8] (0:11.45)	0:58.95 [8] (0:11.60)	0:47.35 [8] (0:11.12)	0:36.23 [8] (0:11.36)	0:24.87 [9] (0:11.82)	0:36.23	-2



Townsville QLD Professional

Race 1: FAMILY RACEDAY SATURDAY 13 APRIL Maiden Handicap - 1400m

04 April 2024 - 12:43



Track Rating: Soft 5, Weather: Fine, Rail Position: +4m 1000m-W.P; +0.5m Remainder

Section				200m				Last 600m	
Field Times				0:12.88 (0:12.88)				0:36.31	
Rank	TAB	Horse/Jockey	Barrier	Top Speed [km/h]	Fastest Section	Margin			Distance Travelled [m]
1	2	EYES ARE LION Jackson Murphy	2	66.9 600m	0:10.91 600m	0:12.51 [3] (0:12.51)	1:24.77		0:35.12
2	5	KAISA Scott Sheargold	5	66.1 600m	0:10.98 600m	0:12.62 [2] (0:12.62)	0.22L		0:35.08 -4
3	9	CYBER JAM Adam Sewell	9	65.4 600m	0:11.14 800m	0:12.58 [6] (0:12.58)	2.92L		0:35.76 -6
4	3	ICE BOUND Isabella Teh	3	66.1 Overall	0:11.03 800m	0:13.38 [1] (0:13.38)	2.96L		0:36.81 -6
5	6	ALONTRO Lacey Morrison	6	65.5 800m	0:11.04 800m	0:12.67 [5] (0:12.67)	3.08L		0:35.85 -6
6	1	NAHEIGHTKAY Chelsea Jokic	1	66.6 800m	0:11.02 800m	0:12.61 [8] (0:12.61)	4.01L		0:35.36 -3
7	8	SNUGGLE BANG YAHOO Ryan Wiggins	8	65.7 600m	0:11.06 800m	0:13.20 [4] (0:13.20)	5.46L		0:36.58 -12
8	7	MY LITTLE VIKING Nathan Thomas	7	64.8 800m	0:11.18 800m	0:13.15 [7] (0:13.15)	6.41L		0:36.65 -7
9	4	ATHENA'S SECRET Chris Whiteley	4	65.8 800m	0:11.12 800m	0:13.05 [9] (0:13.05)	8.03L		0:36.23 -2



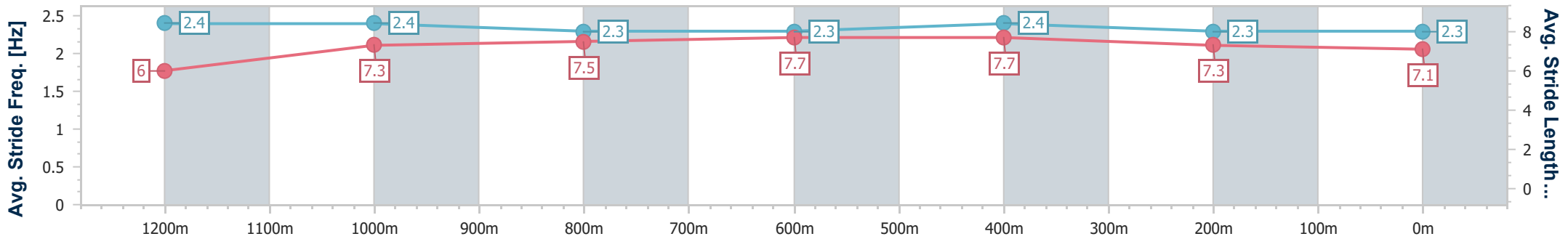
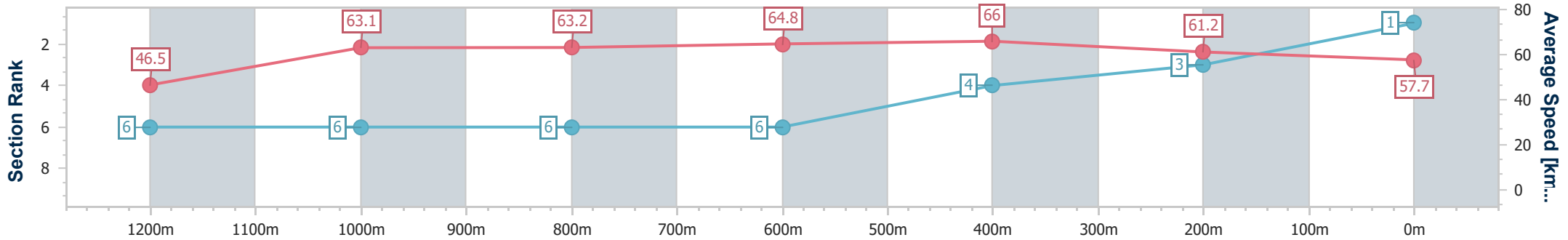
Horse/Jockey Name	Eyes Are Lion
Final Rank	1
Fastest Section Time (Section)	0:10.91 (600m)
Top Speed [km/h] (Section)	66.9 (600m)
Race State	Finished



Townsville QLD Professional
 Race 1: FAMILY RACEDAY SATURDAY 13 APRIL Maiden Handicap - 1400m
 04 April 2024 - 12:43
 Track Rating: Soft 5, Weather: Fine, Rail Position: +4m 1000m-W.P; +0.5m Remainder



Section	Overall	1200m	1000m	800m	600m	400m	200m							
Section Times	1:24.77 [1] (0:15.54)	1:09.23 [6] (0:11.48)	0:57.75 [6] (0:11.55)	0:46.20 [6] (0:11.08)	0:35.12 [6] (0:10.91)	0:24.21 [4] (0:11.70)	0:12.51 [3] (0:12.51)							
Average Speed [km/h]	46.5	63.1	63.2	64.8	66.0	61.2	57.7							
Top Speed [km/h]	61.2	65.0	63.9	66.7	66.9	64.2	60.5							
Avg. Dist. to Rail [m]	10.3	5.5	3.0	0.7	0.6	0.7	2.6							
Avg. Stride Freq. [Hz]	2.4	2.4	2.3	2.3	2.4	2.3	2.3							
Avg. Stride Length [m]	6.0	7.3	7.5	7.7	7.7	7.3	7.1							



- [] Ranking at each section and finish
- .-.- No data available at this section
- NA No data available



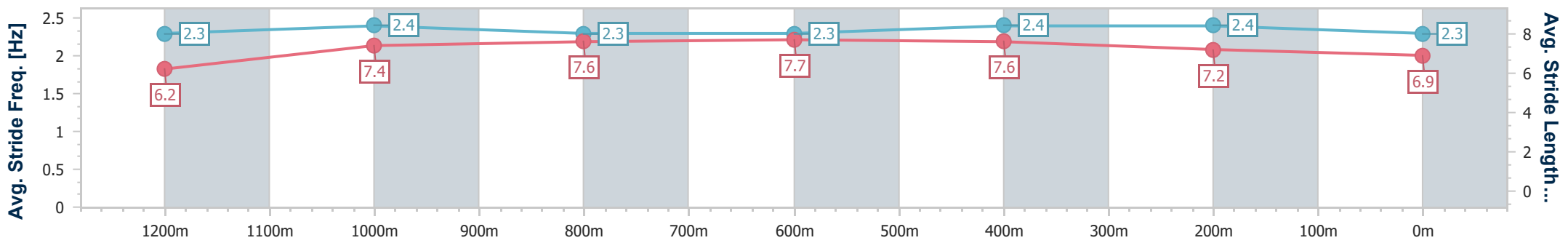
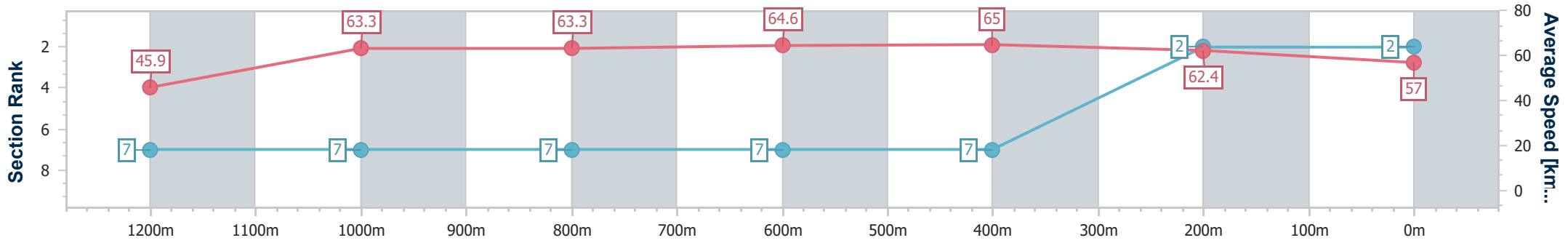
Horse/Jockey Name	Kaisa
Final Rank	2
Fastest Section Time (Section)	0:10.98 (600m)
Top Speed [km/h] (Section)	66.1 (600m)
Race State	Finished



Townsville QLD Professional
 Race 1: FAMILY RACEDAY SATURDAY 13 APRIL Maiden Handicap - 1400m
 04 April 2024 - 12:43
 Track Rating: Soft 5, Weather: Fine, Rail Position: +4m 1000m-W.P; +0.5m Remainder



Section	Overall	1200m	1000m	800m	600m	400m	200m							
Section Times	1:24.81 [2] (0:15.70)	1:09.11 [7] (0:11.43)	0:57.68 [7] (0:11.50)	0:46.18 [7] (0:11.10)	0:35.08 [7] (0:10.98)	0:24.10 [7] (0:11.48)	0:12.62 [2] (0:12.62)							
Average Speed [km/h]	45.9	63.3	63.3	64.6	65.0	62.4	57.0							
Top Speed [km/h]	61.5	64.9	63.9	65.5	66.1	64.9	60.5							
Avg. Dist. to Rail [m]	8.5	4.5	2.4	1.2	2.1	0.6	2.3							
Avg. Stride Freq. [Hz]	2.3	2.4	2.3	2.3	2.4	2.4	2.3							
Avg. Stride Length [m]	6.2	7.4	7.6	7.7	7.6	7.2	6.9							



- [] Ranking at each section and finish
- .-.- No data available at this section
- NA No data available



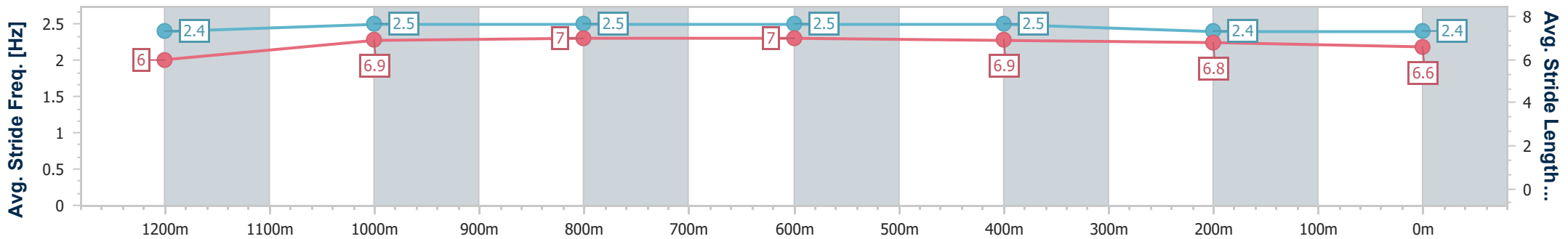
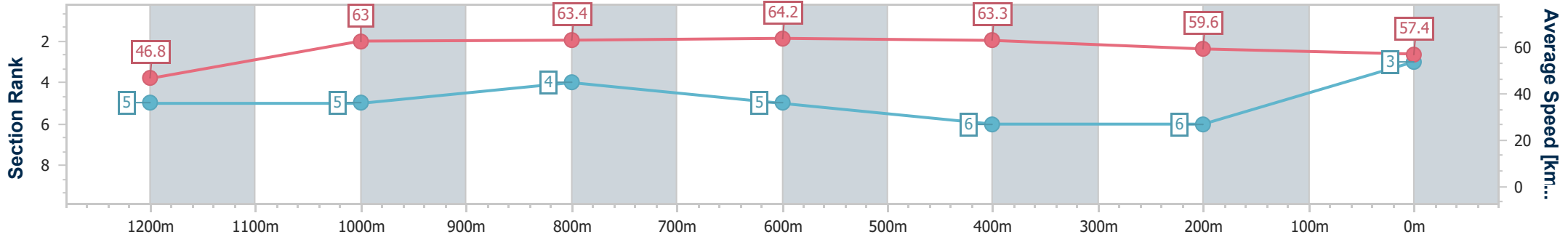
Horse/Jockey Name	Cyber Jam
Final Rank	3
Fastest Section Time (Section)	0:11.14 (800m)
Top Speed [km/h] (Section)	65.4 (600m)
Race State	Finished



Townsville QLD Professional
 Race 1: FAMILY RACEDAY SATURDAY 13 APRIL Maiden Handicap - 1400m
 04 April 2024 - 12:43
 Track Rating: Soft 5, Weather: Fine, Rail Position: +4m 1000m-W.P; +0.5m Remainder



Section	Overall	1200m	1000m	800m	600m	400m	200m
Section Times	1:25.27 [3] (0:15.40)	1:09.87 [5] (0:11.49)	0:58.38 [5] (0:11.48)	0:46.90 [4] (0:11.14)	0:35.76 [5] (0:11.18)	0:24.58 [6] (0:12.00)	0:12.58 [6] (0:12.58)
Average Speed [km/h]	46.8	63.0	63.4	64.2	63.3	59.6	57.4
Top Speed [km/h]	60.7	64.2	64.0	65.3	65.4	61.0	59.9
Avg. Dist. to Rail [m]	8.4	4.4	2.2	1.6	3.8	2.5	0.9
Avg. Stride Freq. [Hz]	2.4	2.5	2.5	2.5	2.5	2.4	2.4
Avg. Stride Length [m]	6.0	6.9	7.0	7.0	6.9	6.8	6.6



- [] Ranking at each section and finish
- .-.- No data available at this section
- NA No data available



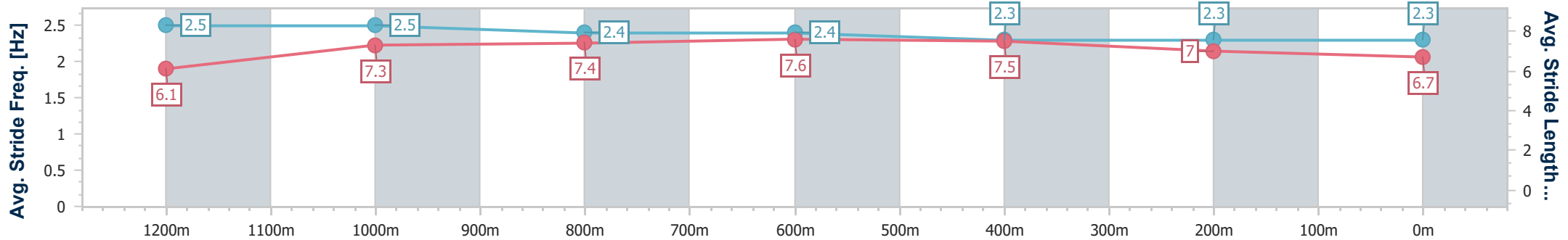
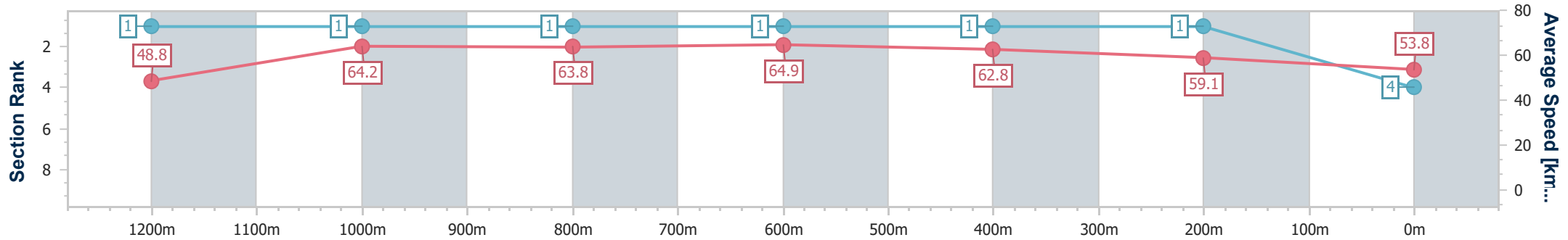
Horse/Jockey Name	Ice Bound
Final Rank	4
Fastest Section Time (Section)	0:11.03 (800m)
Top Speed [km/h] (Section)	66.1 (Overall)
Race State	Finished



Townsville QLD Professional
 Race 1: FAMILY RACEDAY SATURDAY 13 APRIL Maiden
 Handicap - 1400m
 04 April 2024 - 12:43
 Track Rating: Soft 5, Weather: Fine, Rail Position: +4m 1000m-W.P;
 +0.5m Remainder



Section	Overall	1200m	1000m	800m	600m	400m	200m
Section Times	1:25.27 [4] (0:14.80)	1:10.47 [1] (0:11.22)	0:59.25 [1] (0:11.41)	0:47.84 [1] (0:11.03)	0:36.81 [1] (0:11.29)	0:25.52 [1] (0:12.14)	0:13.38 [1] (0:13.38)
Average Speed [km/h]	48.8	64.2	63.8	64.9	62.8	59.1	53.8
Top Speed [km/h]	66.1	65.9	65.0	66.1	64.9	61.1	56.9
Avg. Dist. to Rail [m]	5.2	4.4	2.2	1.3	2.7	1.8	0.6
Avg. Stride Freq. [Hz]	2.5	2.5	2.4	2.4	2.3	2.3	2.3
Avg. Stride Length [m]	6.1	7.3	7.4	7.6	7.5	7.0	6.7



- [] Ranking at each section and finish
- .-.- No data available at this section
- NA No data available



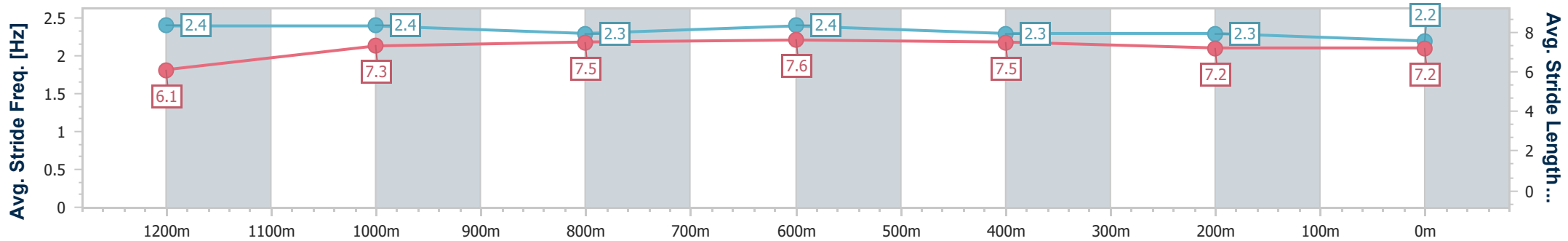
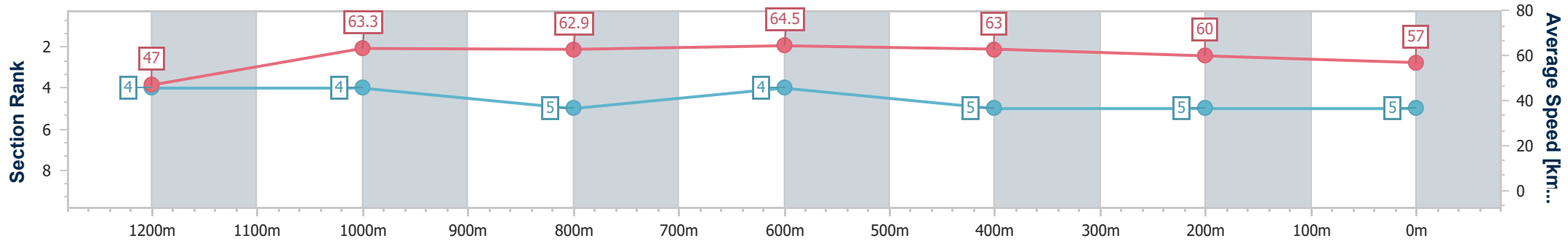
Horse/Jockey Name	Alontro
Final Rank	5
Fastest Section Time (Section)	0:11.04 (800m)
Top Speed [km/h] (Section)	65.5 (800m)
Race State	Finished



Townsville QLD Professional
 Race 1: FAMILY RACEDAY SATURDAY 13 APRIL Maiden Handicap - 1400m
 04 April 2024 - 12:43
 Track Rating: Soft 5, Weather: Fine, Rail Position: +4m 1000m-W.P; +0.5m Remainder



Section	Overall	1200m	1000m	800m	600m	400m	200m
Section Times	1:25.29 [5] (0:15.36)	1:09.93 [4] (0:11.45)	0:58.48 [4] (0:11.59)	0:46.89 [5] (0:11.04)	0:35.85 [4] (0:11.23)	0:24.62 [5] (0:11.95)	0:12.67 [5] (0:12.67)
Average Speed [km/h]	47.0	63.3	62.9	64.5	63.0	60.0	57.0
Top Speed [km/h]	62.7	64.0	63.9	65.5	65.5	61.6	58.8
Avg. Dist. to Rail [m]	8.5	5.2	2.3	1.7	3.1	1.1	2.1
Avg. Stride Freq. [Hz]	2.4	2.4	2.3	2.4	2.3	2.3	2.2
Avg. Stride Length [m]	6.1	7.3	7.5	7.6	7.5	7.2	7.2



- [] Ranking at each section and finish
- .-.- No data available at this section
- NA No data available



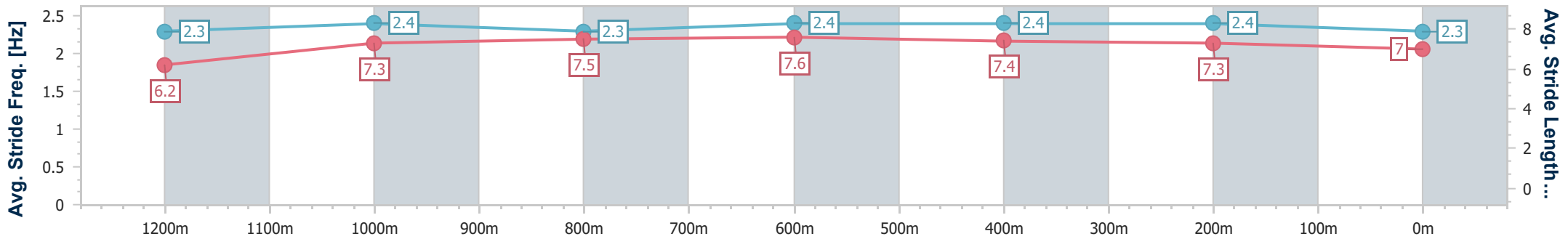
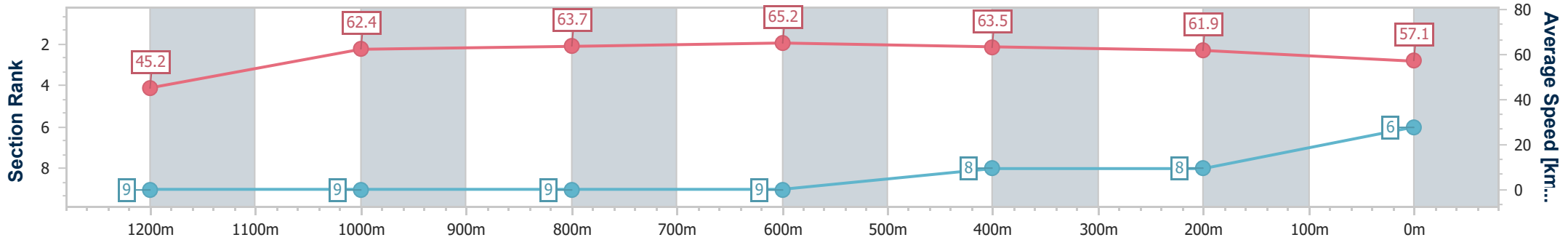
Horse/Jockey Name	Naheightkay
Final Rank	6
Fastest Section Time (Section)	0:11.02 (800m)
Top Speed [km/h] (Section)	66.6 (800m)
Race State	Finished



Townsville QLD Professional
Race 1: FAMILY RACEDAY SATURDAY 13 APRIL Maiden
Handicap - 1400m
04 April 2024 - 12:43
Track Rating: Soft 5, Weather: Fine, Rail Position: +4m 1000m-W.P;
+0.5m Remainder



Section	Overall	1200m	1000m	800m	600m	400m	200m							
Section Times	1:25.45 [6] (0:15.97)	1:09.48 [9] (0:11.59)	0:57.89 [9] (0:11.51)	0:46.38 [9] (0:11.02)	0:35.36 [9] (0:11.13)	0:24.23 [8] (0:11.62)	0:12.61 [8] (0:12.61)							
Average Speed [km/h]	45.2	62.4	63.7	65.2	63.5	61.9	57.1							
Top Speed [km/h]	59.7	64.8	64.3	66.6	65.0	63.2	59.7							
Avg. Dist. to Rail [m]	8.1	5.7	3.6	1.3	2.8	1.4	3.3							
Avg. Stride Freq. [Hz]	2.3	2.4	2.3	2.4	2.4	2.4	2.3							
Avg. Stride Length [m]	6.2	7.3	7.5	7.6	7.4	7.3	7.0							



- [] Ranking at each section and finish
- .-.- No data available at this section
- NA No data available



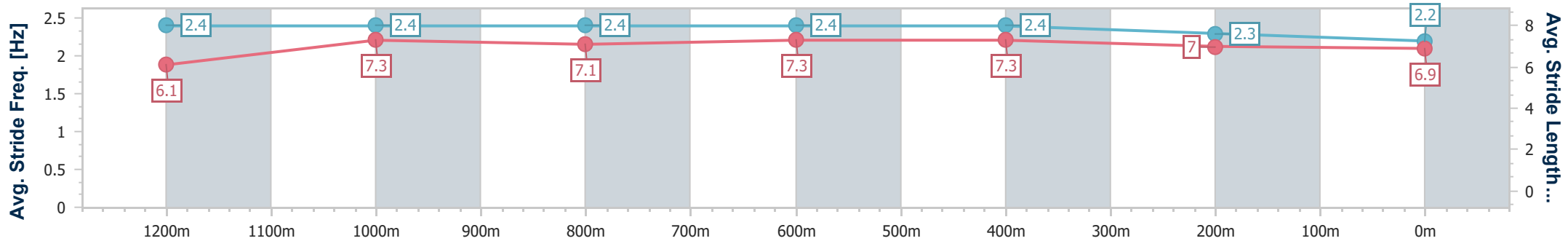
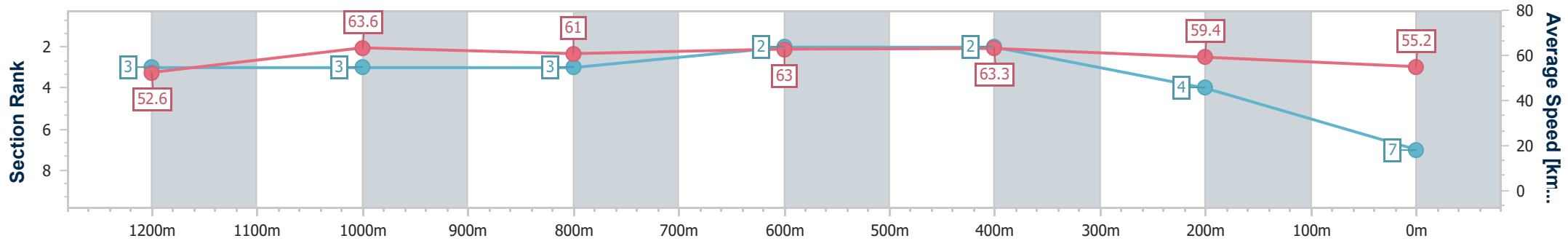
Horse/Jockey Name	Snuggle Bang Yahoo
Final Rank	7
Fastest Section Time (Section)	0:11.06 (800m)
Top Speed [km/h] (Section)	65.7 (600m)
Race State	Finished



Townsville QLD Professional
 Race 1: FAMILY RACEDAY SATURDAY 13 APRIL Maiden Handicap - 1400m
 04 April 2024 - 12:43
 Track Rating: Soft 5, Weather: Fine, Rail Position: +4m 1000m-W.P; +0.5m Remainder



Section	Overall	1200m	1000m	800m	600m	400m	200m
Section Times	1:25.70 [7] (0:15.17)	1:10.53 [3] (0:11.35)	0:59.18 [3] (0:11.54)	0:47.64 [3] (0:11.06)	0:36.58 [2] (0:11.28)	0:25.30 [2] (0:12.10)	0:13.20 [4] (0:13.20)
Average Speed [km/h]	52.6	63.6	61.0	63.0	63.3	59.4	55.2
Top Speed [km/h]	60.6	64.5	64.4	65.6	65.7	63.7	60.0
Avg. Dist. to Rail [m]	6.8	4.1	2.2	1.2	2.2	1.2	1.1
Avg. Stride Freq. [Hz]	2.4	2.4	2.4	2.4	2.4	2.3	2.2
Avg. Stride Length [m]	6.1	7.3	7.1	7.3	7.3	7.0	6.9



- [] Ranking at each section and finish
- .-.- No data available at this section
- NA No data available



Horse/Jockey Name	My Little Viking
Final Rank	8
Fastest Section Time (Section)	0:11.18 (800m)
Top Speed [km/h] (Section)	64.8 (800m)
Race State	Finished



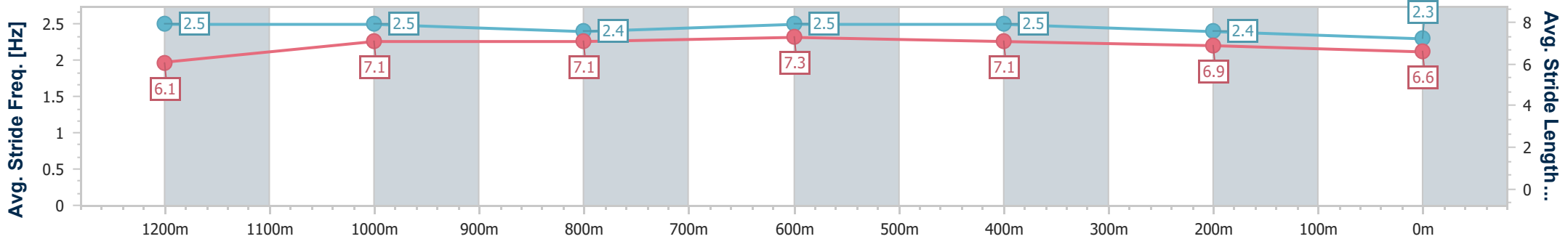
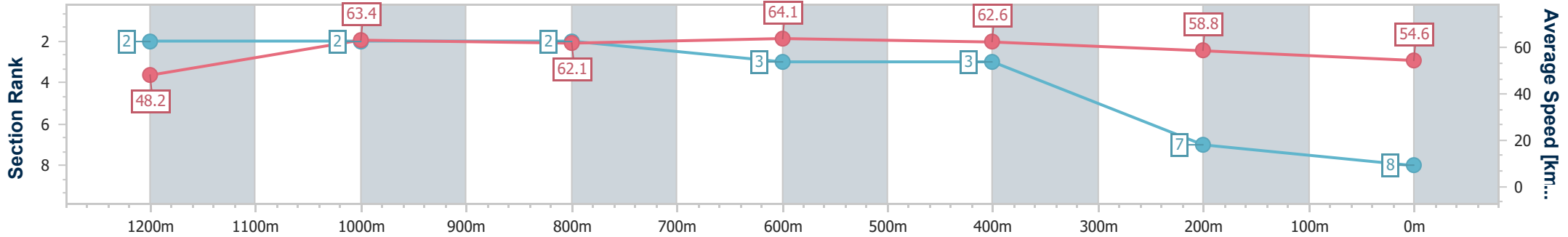
Townsville QLD Professional
Race 1: FAMILY RACEDAY SATURDAY 13 APRIL Maiden Handicap - 1400m

04 April 2024 - 12:43

Track Rating: Soft 5, Weather: Fine, Rail Position: +4m 1000m-W.P; +0.5m Remainder



Section	Overall	1200m	1000m	800m	600m	400m	200m							
Section Times	1:25.86 [8] (0:14.96)	1:10.90 [2] (0:11.40)	0:59.50 [2] (0:11.67)	0:47.83 [2] (0:11.18)	0:36.65 [3] (0:11.32)	0:25.33 [3] (0:12.18)	0:13.15 [7] (0:13.15)							
Average Speed [km/h]	48.2	63.4	62.1	64.1	62.6	58.8	54.6							
Top Speed [km/h]	64.4	64.4	63.3	64.8	64.6	61.3	58.8							
Avg. Dist. to Rail [m]	7.1	4.2	1.8	1.5	3.2	2.0	0.8							
Avg. Stride Freq. [Hz]	2.5	2.5	2.4	2.5	2.5	2.4	2.3							
Avg. Stride Length [m]	6.1	7.1	7.1	7.3	7.1	6.9	6.6							



- [] Ranking at each section and finish
- .-.- No data available at this section
- NA No data available



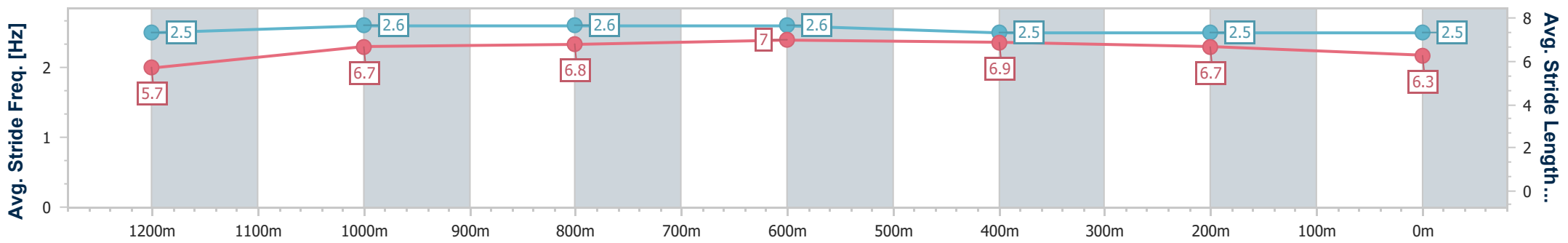
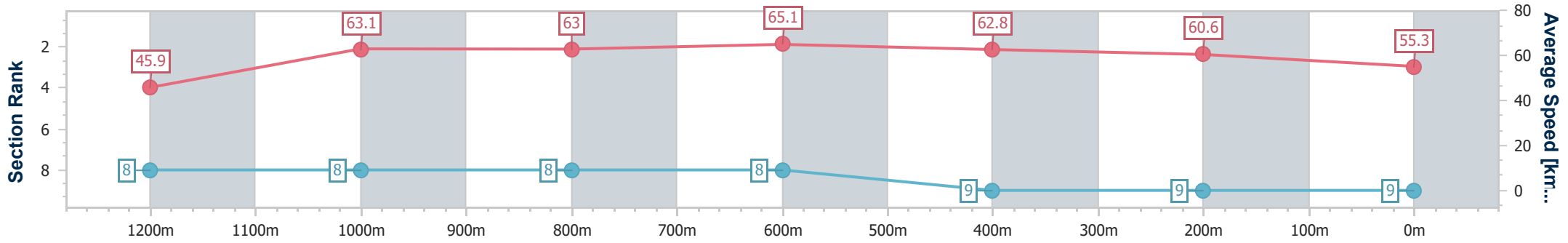
Horse/Jockey Name	Athena's Secret
Final Rank	9
Fastest Section Time (Section)	0:11.12 (800m)
Top Speed [km/h] (Section)	65.8 (800m)
Race State	Finished



Townsville QLD Professional
Race 1: FAMILY RACEDAY SATURDAY 13 APRIL Maiden Handicap - 1400m
04 April 2024 - 12:43
 Track Rating: Soft 5, Weather: Fine, Rail Position: +4m 1000m-W.P; +0.5m Remainder



Section	Overall	1200m	1000m	800m	600m	400m	200m
Section Times	1:26.13 [9] (0:15.73)	1:10.40 [8] (0:11.45)	0:58.95 [8] (0:11.60)	0:47.35 [8] (0:11.12)	0:36.23 [8] (0:11.36)	0:24.87 [9] (0:11.82)	0:13.05 [9] (0:13.05)
Average Speed [km/h]	45.9	63.1	63.0	65.1	62.8	60.6	55.3
Top Speed [km/h]	60.0	65.1	64.4	65.8	64.7	63.1	59.8
Avg. Dist. to Rail [m]	10.5	5.4	3.4	1.0	1.7	2.0	6.0
Avg. Stride Freq. [Hz]	2.5	2.6	2.6	2.6	2.5	2.5	2.5
Avg. Stride Length [m]	5.7	6.7	6.8	7.0	6.9	6.7	6.3



- [] Ranking at each section and finish
- .-.- No data available at this section
- NA No data available