



**Townsville QLD Professional**  
**Race 4: LADBROKES YARD COMMENTS RATINGS BAND 0 - 60**  
**Handicap - 1000m**  
**04 April 2024 - 14:28**



Track Rating: Soft 5, Weather: Fine, Rail Position: +4m 1000m-W.P; +0.5 Remainder

Section		Overall	800m	600m	400m	200m	Last 600m					
Field Times		0:55.81 (0:13.32)	0:42.49 (0:09.98)	0:32.51 (0:10.22)	0:22.29 (0:10.74)	0:11.55 (0:11.55)	0:32.51					
Rank	TAB Horse/Jockey	Barrier	Top Speed [km/h]	Fastest Section	Margin					Distance Travelled [m]		
1	8 CHILLI JAM Isabella Teh	8	74.4 800m	0:09.84 800m	0:55.81 [1] (0:13.47)	0:42.34 [3] (0:09.84)	0:32.50 [2] (0:10.21)	0:22.29 [1] (0:10.74)	0:11.55 [1] (0:11.55)	0:55.81	0:32.50	
2	5 FIVE BULLS Ashley Butler	5	71.0 800m	0:10.11 800m	0:56.32 [2] (0:13.72)	0:42.60 [8] (0:10.11)	0:32.49 [7] (0:10.29)	0:22.20 [5] (0:10.77)	0:11.43 [5] (0:11.43)	3.02L	0:32.49	-5
3	9 ICE SKATER Adam Sewell	9	73.6 Overall	0:10.15 800m	0:56.58 [3] (0:13.33)	0:43.25 [2] (0:10.15)	0:33.10 [3] (0:10.37)	0:22.73 [3] (0:10.89)	0:11.84 [3] (0:11.84)	4.54L	0:33.10	+2
4	2 TRINITY MISSILE Nathan Thomas	2	71.7 800m	0:10.10 800m	0:56.63 [4] (0:13.51)	0:43.12 [4] (0:10.10)	0:33.02 [4] (0:10.44)	0:22.58 [4] (0:10.79)	0:11.79 [4] (0:11.79)	4.83L	0:33.02	-1
5	7 BEEFEATERS Chelsea Jokic	7	74.0 Overall	0:09.98 800m	0:56.67 [5] (0:13.32)	0:43.35 [1] (0:09.98)	0:33.37 [1] (0:10.53)	0:22.84 [2] (0:10.84)	0:12.00 [2] (0:12.00)	5.1L	0:33.37	+4
6	4 CROWNING MOMENT Lacey Morrison	4	72.8 800m	0:10.18 800m	0:56.70 [6] (0:13.59)	0:43.11 [5] (0:10.18)	0:32.93 [5] (0:10.37)	0:22.56 [6] (0:10.92)	0:11.64 [6] (0:11.64)	5.23L	0:32.93	+5
7	3 COLLOMBATTI Denicious Smith	3	72.9 800m	0:10.04 800m	0:56.87 [7] (0:14.04)	0:42.83 [10] (0:10.04)	0:32.79 [10] (0:10.36)	0:22.43 [9] (0:10.88)	0:11.55 [9] (0:11.55)	6.25L	0:32.79	+1
8	6 HARVESTA Jackson Murphy	6	73.0 800m	0:10.03 800m	0:56.98 [8] (0:13.89)	0:43.09 [9] (0:10.03)	0:33.06 [9] (0:10.37)	0:22.69 [7] (0:10.93)	0:11.76 [7] (0:11.76)	6.91L	0:33.06	+5
9	10 MADONNACAN'TSING Scott Sheargold	10	72.1 800m	0:10.18 800m	0:57.33 [9] (0:13.62)	0:43.71 [7] (0:10.18)	0:33.53 [6] (0:10.52)	0:23.01 [8] (0:10.97)	0:12.04 [8] (0:12.04)	8.97L	0:33.53	+3
10	12 MISS HELMUT Rebecca Wilson	12	71.2 800m	0:10.25 800m	0:58.28 [10] (0:13.60)	0:44.68 [6] (0:10.25)	0:34.43 [8] (0:10.79)	0:23.64 [10] (0:11.36)	0:12.28 [10] (0:12.28)	14.52L	0:34.43	+7

Scratched: Sensationbull (#11), Midas Star (#1)



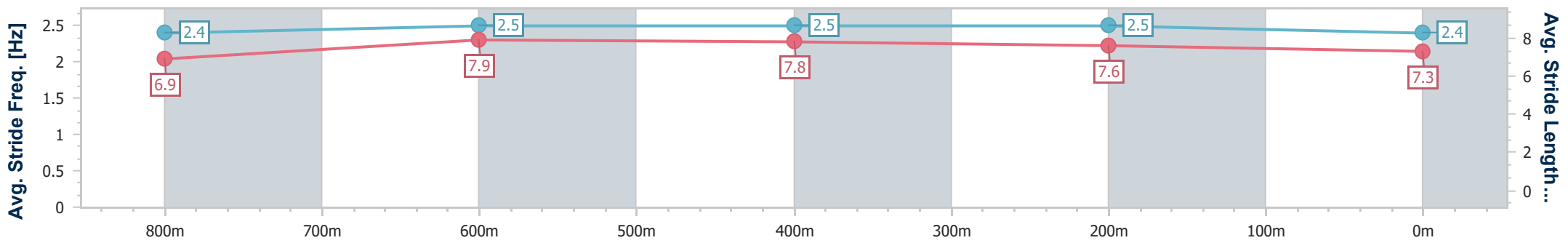
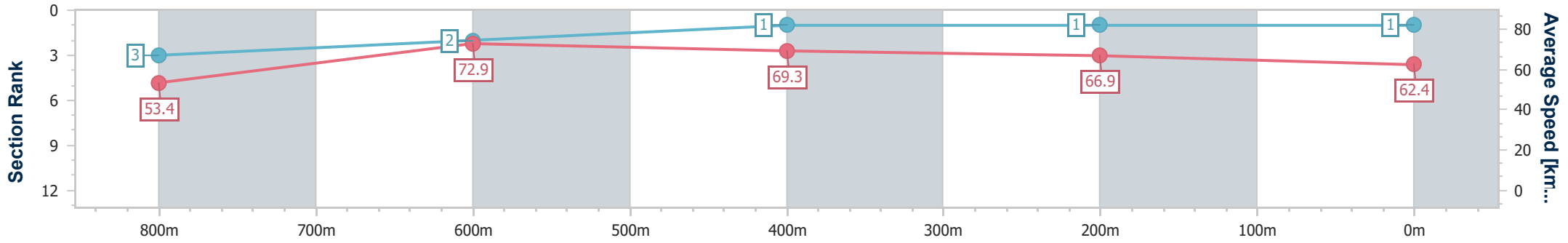
Horse/Jockey Name	Chilli Jam
Final Rank	1
Fastest Section Time (Section)	0:09.84 (800m)
Top Speed [km/h] (Section)	74.4 (800m)
Race State	Finished



Townsville QLD Professional  
 Race 4: LADBROKES YARD COMMENTS RATINGS BAND 0 - 60  
 Handicap - 1000m  
 04 April 2024 - 14:28  
 Track Rating: Soft 5, Weather: Fine, Rail Position: +4m 1000m-W.P;  
 +0.5 Remainder



Section	Overall	800m	600m	400m	200m
Section Times	0:55.81 [1] (0:13.47)	0:42.34 [3] (0:09.84)	0:32.50 [2] (0:10.21)	0:22.29 [1] (0:10.74)	0:11.55 [1] (0:11.55)
Average Speed [km/h]	53.4	72.9	69.3	66.9	62.4
Top Speed [km/h]	72.7	74.4	70.8	67.9	65.6
Avg. Dist. to Rail [m]	2.5	1.7	3.3	1.0	0.6
Avg. Stride Freq. [Hz]	2.4	2.5	2.5	2.5	2.4
Avg. Stride Length [m]	6.9	7.9	7.8	7.6	7.3



- [ ] Ranking at each section and finish
- .-.- No data available at this section
- NA No data available



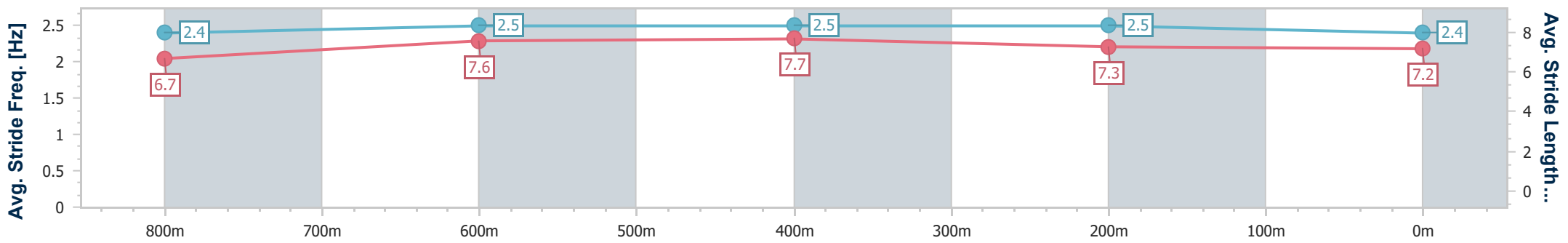
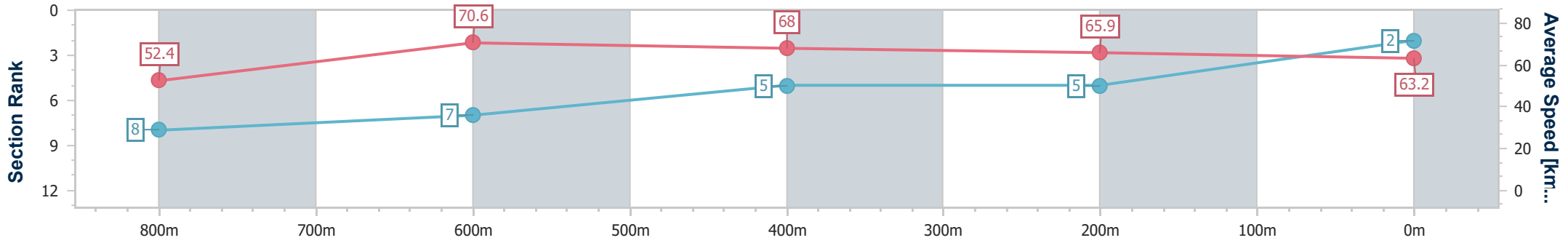
Horse/Jockey Name	Five Bulls
Final Rank	2
Fastest Section Time (Section)	0:10.11 (800m)
Top Speed [km/h] (Section)	71.0 (800m)
Race State	Finished



Townsville QLD Professional  
 Race 4: LADBROKES YARD COMMENTS RATINGS BAND 0 - 60  
 Handicap - 1000m  
 04 April 2024 - 14:28  
 Track Rating: Soft 5, Weather: Fine, Rail Position: +4m 1000m-W.P;  
 +0.5 Remainder



Section	Overall	800m	600m	400m	200m
Section Times	0:56.32 [2] (0:13.72)	0:42.60 [8] (0:10.11)	0:32.49 [7] (0:10.29)	0:22.20 [5] (0:10.77)	0:11.43 [5] (0:11.43)
Average Speed [km/h]	52.4	70.6	68.0	65.9	63.2
Top Speed [km/h]	69.4	71.0	69.9	67.1	65.2
Avg. Dist. to Rail [m]	1.1	2.3	5.8	4.9	1.2
Avg. Stride Freq. [Hz]	2.4	2.5	2.5	2.5	2.4
Avg. Stride Length [m]	6.7	7.6	7.7	7.3	7.2



- [ ] Ranking at each section and finish
- .-.- No data available at this section
- NA No data available



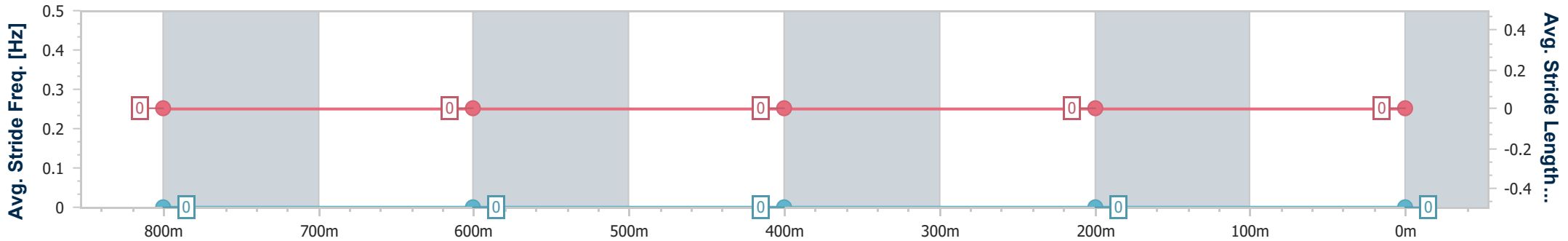
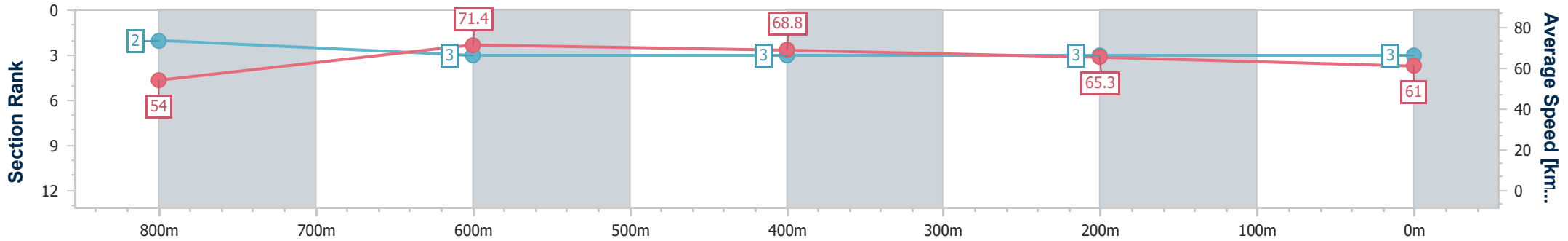
Horse/Jockey Name	Ice Skater
Final Rank	3
Fastest Section Time (Section)	0:10.15 (800m)
Top Speed [km/h] (Section)	73.6 (Overall)
Race State	Finished



Townsville QLD Professional  
 Race 4: LADBROKES YARD COMMENTS RATINGS BAND 0 - 60  
 Handicap - 1000m  
 04 April 2024 - 14:28  
 Track Rating: Soft 5, Weather: Fine, Rail Position: +4m 1000m-W.P;  
 +0.5 Remainder



Section	Overall	800m	600m	400m	200m
Section Times	0:56.58 [3] (0:13.33)	0:43.25 [2] (0:10.15)	0:33.10 [3] (0:10.37)	0:22.73 [3] (0:10.89)	0:11.84 [3] (0:11.84)
Average Speed [km/h]	54.0	71.4	68.8	65.3	61.0
Top Speed [km/h]	73.6	73.5	69.8	67.5	64.8
Avg. Dist. to Rail [m]	7.2	1.9	2.8	2.4	1.8
Avg. Stride Freq. [Hz]	--	--	--	--	--
Avg. Stride Length [m]	--	--	--	--	--



- [ ] Ranking at each section and finish
- No data available at this section
- NA No data available



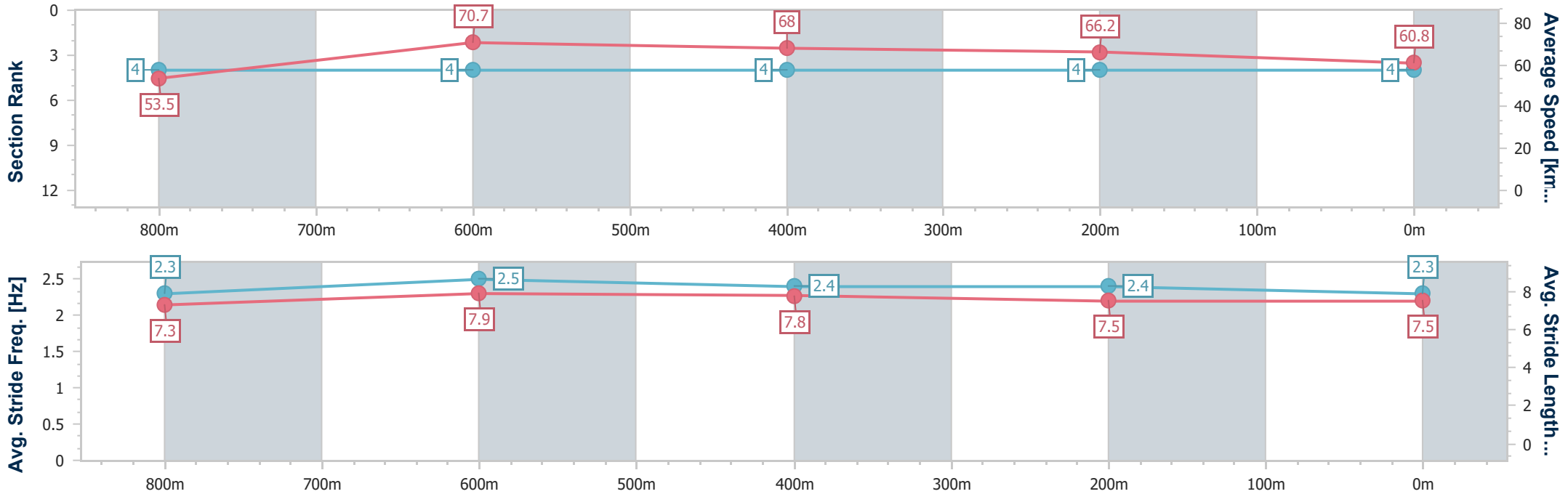
Horse/Jockey Name	Trinity Missile
Final Rank	4
Fastest Section Time (Section)	0:10.10 (800m)
Top Speed [km/h] (Section)	71.7 (800m)
Race State	Finished



Townsville QLD Professional  
 Race 4: LADBROKES YARD COMMENTS RATINGS BAND 0 - 60  
 Handicap - 1000m  
 04 April 2024 - 14:28  
 Track Rating: Soft 5, Weather: Fine, Rail Position: +4m 1000m-W.P;  
 +0.5 Remainder



Section	Overall	800m	600m	400m	200m
Section Times	0:56.63 [4] (0:13.51)	0:43.12 [4] (0:10.10)	0:33.02 [4] (0:10.44)	0:22.58 [4] (0:10.79)	0:11.79 [4] (0:11.79)
Average Speed [km/h]	53.5	70.7	68.0	66.2	60.8
Top Speed [km/h]	71.1	71.7	70.2	67.5	64.2
Avg. Dist. to Rail [m]	1.7	1.8	3.6	3.2	0.7
Avg. Stride Freq. [Hz]	2.3	2.5	2.4	2.4	2.3
Avg. Stride Length [m]	7.3	7.9	7.8	7.5	7.5



- [ ] Ranking at each section and finish
- .-.- No data available at this section
- NA No data available



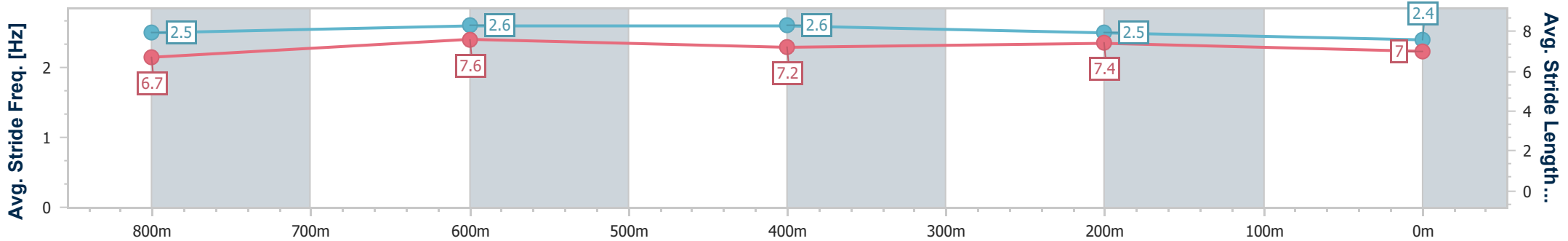
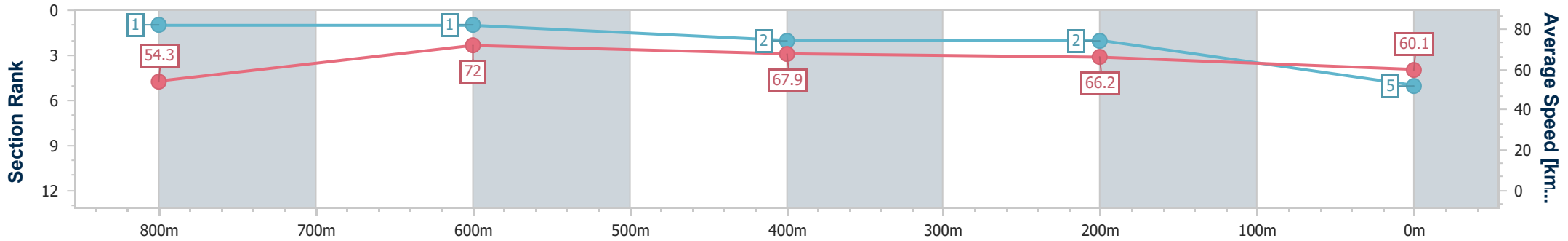
Horse/Jockey Name	Beefeaters
Final Rank	5
Fastest Section Time (Section)	0:09.98 (800m)
Top Speed [km/h] (Section)	74.0 (Overall)
Race State	Finished



Townsville QLD Professional  
 Race 4: LADBROKES YARD COMMENTS RATINGS BAND 0 - 60  
 Handicap - 1000m  
 04 April 2024 - 14:28  
 Track Rating: Soft 5, Weather: Fine, Rail Position: +4m 1000m-W.P;  
 +0.5 Remainder



Section	Overall	800m	600m	400m	200m
Section Times	0:56.67 [5] (0:13.32)	0:43.35 [1] (0:09.98)	0:33.37 [1] (0:10.53)	0:22.84 [2] (0:10.84)	0:12.00 [2] (0:12.00)
Average Speed [km/h]	54.3	72.0	67.9	66.2	60.1
Top Speed [km/h]	74.0	73.9	70.5	67.7	62.8
Avg. Dist. to Rail [m]	9.5	2.1	1.7	1.0	1.2
Avg. Stride Freq. [Hz]	2.5	2.6	2.6	2.5	2.4
Avg. Stride Length [m]	6.7	7.6	7.2	7.4	7.0



- [ ] Ranking at each section and finish
- .-.- No data available at this section
- NA No data available



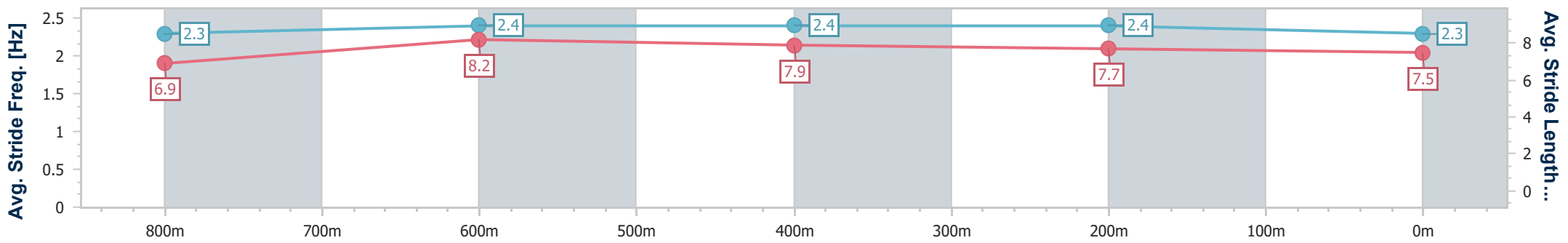
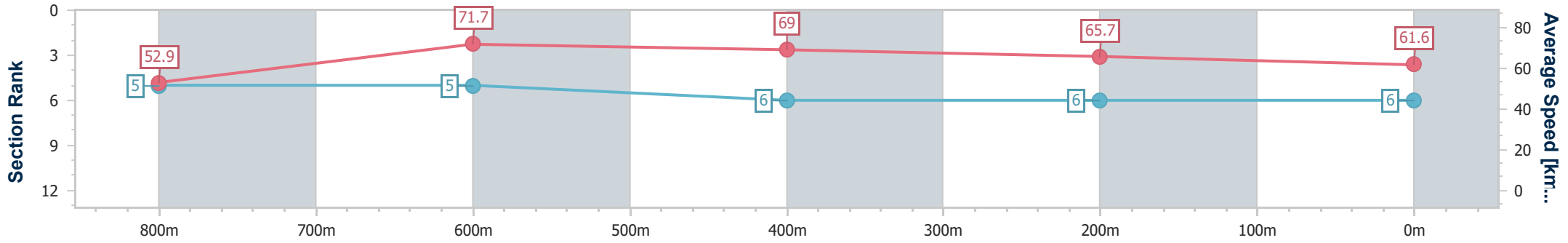
Horse/Jockey Name	Crowning Moment
Final Rank	6
Fastest Section Time (Section)	0:10.18 (800m)
Top Speed [km/h] (Section)	72.8 (800m)
Race State	Finished



Townsville QLD Professional  
 Race 4: LADBROKES YARD COMMENTS RATINGS BAND 0 - 60  
 Handicap - 1000m  
 04 April 2024 - 14:28  
 Track Rating: Soft 5, Weather: Fine, Rail Position: +4m 1000m-W.P;  
 +0.5 Remainder



Section	Overall	800m	600m	400m	200m
Section Times	0:56.70 [6] (0:13.59)	0:43.11 [5] (0:10.18)	0:32.93 [5] (0:10.37)	0:22.56 [6] (0:10.92)	0:11.64 [6] (0:11.64)
Average Speed [km/h]	52.9	71.7	69.0	65.7	61.6
Top Speed [km/h]	71.3	72.8	70.4	68.4	64.0
Avg. Dist. to Rail [m]	6.2	2.9	1.2	2.0	4.7
Avg. Stride Freq. [Hz]	2.3	2.4	2.4	2.4	2.3
Avg. Stride Length [m]	6.9	8.2	7.9	7.7	7.5



- [ ] Ranking at each section and finish
- .-.- No data available at this section
- NA No data available



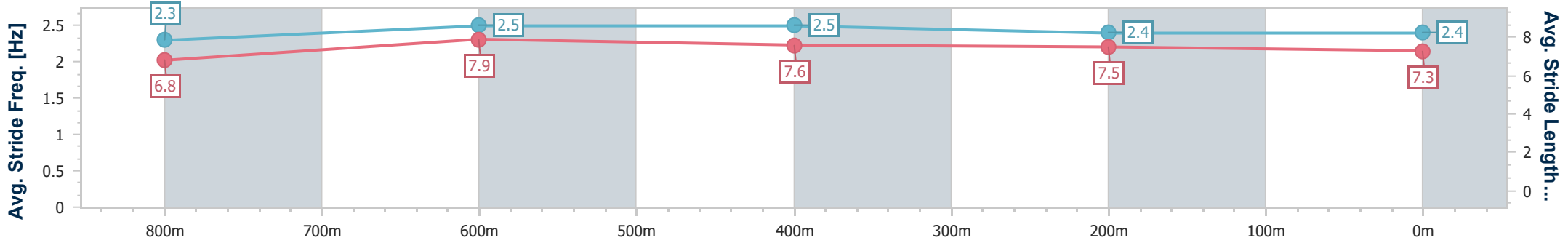
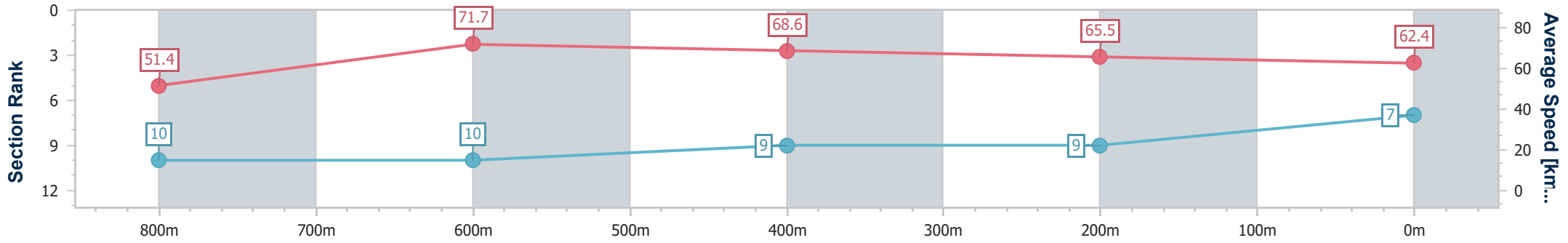
Horse/Jockey Name	Collombatti
Final Rank	7
Fastest Section Time (Section)	0:10.04 (800m)
Top Speed [km/h] (Section)	72.9 (800m)
Race State	Finished



Townsville QLD Professional  
 Race 4: LADBROKES YARD COMMENTS RATINGS BAND 0 - 60  
 Handicap - 1000m  
 04 April 2024 - 14:28  
 Track Rating: Soft 5, Weather: Fine, Rail Position: +4m 1000m-W.P;  
 +0.5 Remainder



Section	Overall	800m	600m	400m	200m
Section Times	0:56.87 [7] (0:14.04)	0:42.83 [10] (0:10.04)	0:32.79 [10] (0:10.36)	0:22.43 [9] (0:10.88)	0:11.55 [9] (0:11.55)
Average Speed [km/h]	51.4	71.7	68.6	65.5	62.4
Top Speed [km/h]	72.7	72.9	70.3	67.1	65.2
Avg. Dist. to Rail [m]	4.4	1.2	2.8	2.8	1.8
Avg. Stride Freq. [Hz]	2.3	2.5	2.5	2.4	2.4
Avg. Stride Length [m]	6.8	7.9	7.6	7.5	7.3



- [ ] Ranking at each section and finish
- .-.- No data available at this section
- NA No data available





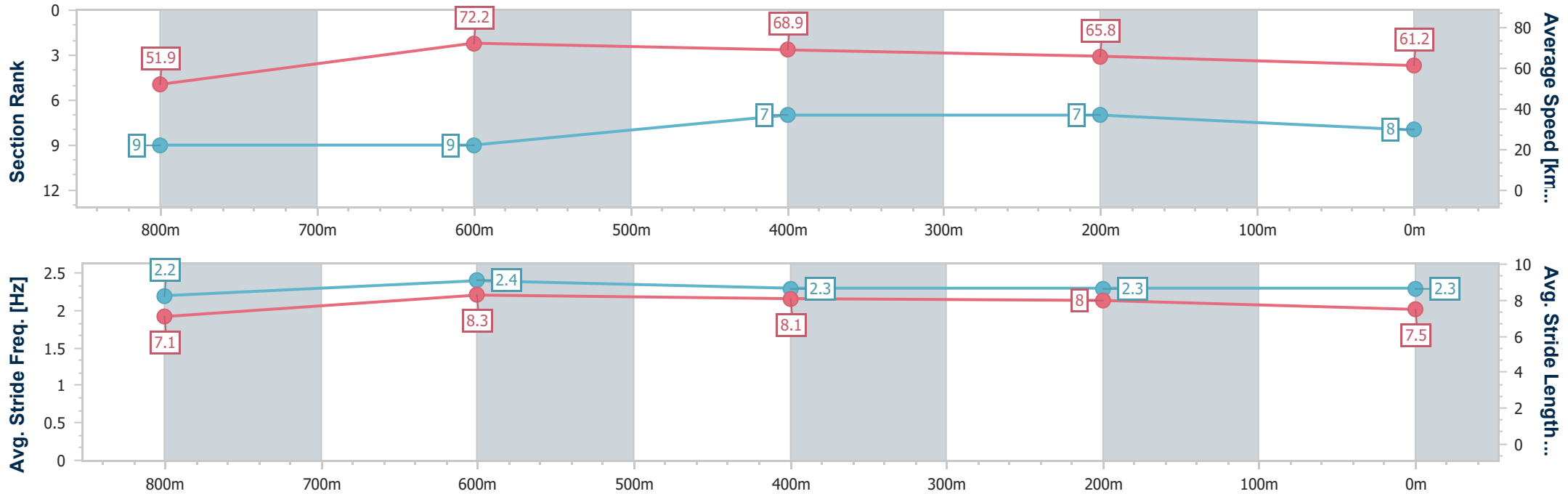
Horse/Jockey Name	Harvesta
Final Rank	8
Fastest Section Time (Section)	0:10.03 (800m)
Top Speed [km/h] (Section)	73.0 (800m)
Race State	Finished



Townsville QLD Professional  
 Race 4: LADBROKES YARD COMMENTS RATINGS BAND 0 - 60  
 Handicap - 1000m  
 04 April 2024 - 14:28  
 Track Rating: Soft 5, Weather: Fine, Rail Position: +4m 1000m-W.P;  
 +0.5 Remainder



Section	Overall	800m	600m	400m	200m
Section Times	0:56.98 [8] (0:13.89)	0:43.09 [9] (0:10.03)	0:33.06 [9] (0:10.37)	0:22.69 [7] (0:10.93)	0:11.76 [7] (0:11.76)
Average Speed [km/h]	51.9	72.2	68.9	65.8	61.2
Top Speed [km/h]	72.4	73.0	70.8	67.1	64.1
Avg. Dist. to Rail [m]	4.3	1.6	1.3	1.4	3.5
Avg. Stride Freq. [Hz]	2.2	2.4	2.3	2.3	2.3
Avg. Stride Length [m]	7.1	8.3	8.1	8.0	7.5



- [ ] Ranking at each section and finish
- .-.- No data available at this section
- NA No data available



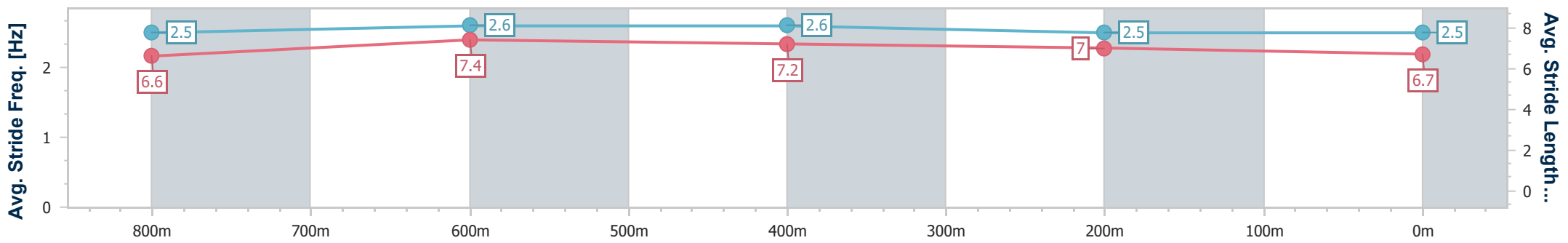
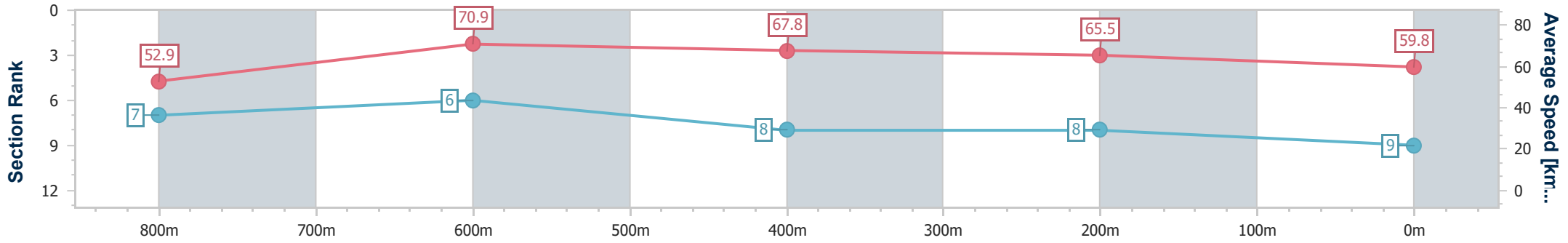
Horse/Jockey Name	Madonnacan'tsing
Final Rank	9
Fastest Section Time (Section)	0:10.18 (800m)
Top Speed [km/h] (Section)	72.1 (800m)
Race State	Finished



Townsville QLD Professional  
 Race 4: LADBROKES YARD COMMENTS RATINGS BAND 0 - 60  
 Handicap - 1000m  
 04 April 2024 - 14:28  
 Track Rating: Soft 5, Weather: Fine, Rail Position: +4m 1000m-W.P;  
 +0.5 Remainder



Section	Overall	800m	600m	400m	200m
Section Times	0:57.33 [9] (0:13.62)	0:43.71 [7] (0:10.18)	0:33.53 [6] (0:10.52)	0:23.01 [8] (0:10.97)	0:12.04 [8] (0:12.04)
Average Speed [km/h]	52.9	70.9	67.8	65.5	59.8
Top Speed [km/h]	70.2	72.1	71.4	68.0	63.3
Avg. Dist. to Rail [m]	3.5	1.4	1.8	2.0	2.6
Avg. Stride Freq. [Hz]	2.5	2.6	2.6	2.5	2.5
Avg. Stride Length [m]	6.6	7.4	7.2	7.0	6.7



- [ ] Ranking at each section and finish
- .-.- No data available at this section
- NA No data available



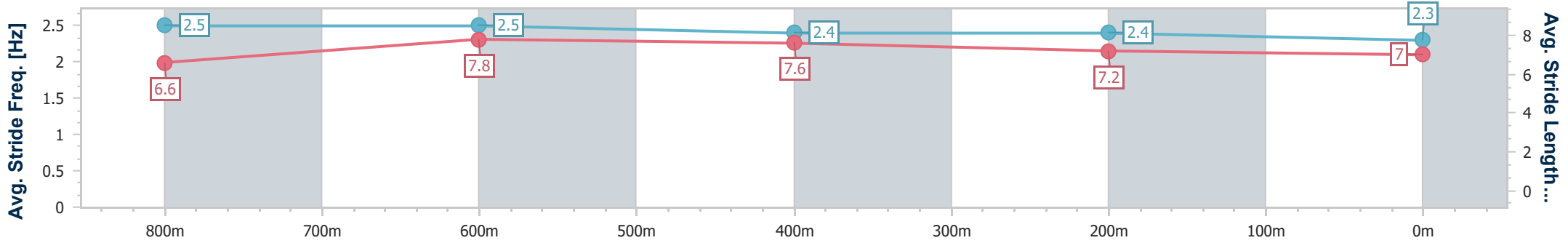
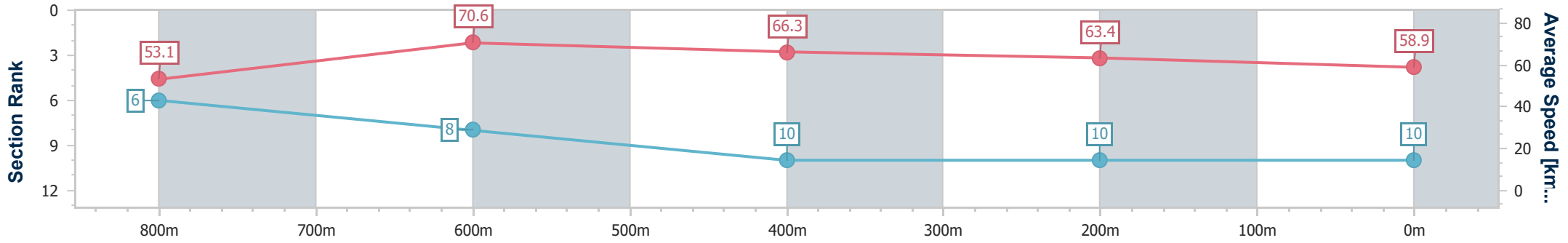
Horse/Jockey Name	Miss Helmut
Final Rank	10
Fastest Section Time (Section)	0:10.25 (800m)
Top Speed [km/h] (Section)	71.2 (800m)
Race State	Finished



Townsville QLD Professional  
 Race 4: LADBROKES YARD COMMENTS RATINGS BAND 0 - 60  
 Handicap - 1000m  
 04 April 2024 - 14:28  
 Track Rating: Soft 5, Weather: Fine, Rail Position: +4m 1000m-W.P;  
 +0.5 Remainder



Section	Overall	800m	600m	400m	200m
Section Times	0:58.28 [10] (0:13.60)	0:44.68 [6] (0:10.25)	0:34.43 [8] (0:10.79)	0:23.64 [10] (0:11.36)	0:12.28 [10] (0:12.28)
Average Speed [km/h]	53.1	70.6	66.3	63.4	58.9
Top Speed [km/h]	70.6	71.2	68.2	67.2	61.9
Avg. Dist. to Rail [m]	4.0	2.0	1.1	2.2	6.6
Avg. Stride Freq. [Hz]	2.5	2.5	2.4	2.4	2.3
Avg. Stride Length [m]	6.6	7.8	7.6	7.2	7.0



- [ ] Ranking at each section and finish
- .-.- No data available at this section
- NA No data available