



# Townsville QLD Professional

## Race 6: LADBROKES BET TICKER QTIS Three-Year-Old Handicap - 1000m

04 April 2024 - 15:39



Track Rating: Soft 5, Weather: Fine, Rail Position: +4m 1000m-W.P; +0.5 Remainder

Section		Overall	800m	600m	400m	200m	Last 600m					
Field Times		0:56.40 (0:12.99)	0:43.41 (0:10.09)	0:33.32 (0:10.68)	0:22.64 (0:11.11)	0:11.53 (0:11.53)	0:33.32					
Rank	TAB Horse/Jockey	Barrier	Top Speed [km/h]	Fastest Section	Margin					Distance Travelled [m]		
1	10 SWEET KISSES Jackson Murphy	10	73.5 Overall	0:10.17 800m	0:56.40 [1] (0:13.51)	0:42.89 [8] (0:10.17)	0:32.72 [8] (0:10.70)	0:22.02 [9] (0:10.84)	0:11.18 [9] (0:11.18)	0:56.40	0:32.72	
2	9 CATALINA DREAMING Isabella Teh	9	72.5 Overall	0:10.28 800m	0:56.47 [2] (0:13.29)	0:43.18 [6] (0:10.28)	0:32.90 [7] (0:10.59)	0:22.31 [7] (0:10.87)	0:11.44 [5] (0:11.44)	0.41L	0:32.90	+7
3	6 CRAICARO Chris Whiteley	6	73.2 800m	0:10.10 800m	0:56.54 [3] (0:13.69)	0:42.85 [9] (0:10.10)	0:32.75 [9] (0:10.52)	0:22.23 [8] (0:10.83)	0:11.40 [8] (0:11.40)	0.8L	0:32.75	-2
4	1 BEAU RAIN Nathan Thomas	1	73.5 800m	0:10.07 800m	0:56.59 [4] (0:13.46)	0:43.13 [7] (0:10.07)	0:33.06 [5] (0:10.62)	0:22.44 [6] (0:10.88)	0:11.56 [4] (0:11.56)	1.14L	0:33.06	+1
5	2 NAZORIAN Jenna Edwards	2	72.3 800m	0:10.21 800m	0:56.70 [5] (0:13.07)	0:43.63 [3] (0:10.21)	0:33.42 [3] (0:10.62)	0:22.80 [3] (0:11.03)	0:11.77 [2] (0:11.77)	1.77L	0:33.42	-5
6	3 MISHANI MYSTIQUE Adrian Layt	3	73.0 800m	0:10.16 800m	0:56.85 [6] (0:12.99)	0:43.86 [1] (0:10.16)	0:33.70 [2] (0:10.65)	0:23.05 [2] (0:11.07)	0:11.98 [1] (0:11.98)	2.65L	0:33.70	-3
7	7 HE'S ALL POWER Lacey Morrison	7	72.2 800m	0:10.29 800m	0:56.92 [7] (0:13.25)	0:43.67 [5] (0:10.29)	0:33.38 [6] (0:10.54)	0:22.84 [5] (0:11.02)	0:11.82 [6] (0:11.82)	3.06L	0:33.38	-3
8	11 WIN AND TONIC Kirk Matheson	11	73.8 800m	0:10.09 800m	0:57.08 [8] (0:12.99)	0:44.09 [2] (0:10.09)	0:34.00 [1] (0:10.68)	0:23.32 [1] (0:11.24)	0:12.08 [3] (0:12.08)	4L	0:34.00	-2
9	4 ELIE JOE Denicious Smith	4	72.9 800m	0:10.18 800m	0:57.25 [9] (0:13.22)	0:44.03 [4] (0:10.18)	0:33.85 [4] (0:10.63)	0:23.22 [4] (0:11.10)	0:12.12 [7] (0:12.12)	5.01L	0:33.85	-5
10	12 DISCO ANNIE Luke Tarrant	12	73.4 800m	0:09.97 800m	0:57.47 [10] (0:14.03)	0:43.44 [10] (0:09.97)	0:33.47 [10] (0:10.55)	0:22.92 [10] (0:10.86)	0:12.06 [10] (0:12.06)	6.31L	0:33.47	-2

Scratched: Grovers Prediction (#13), Floral Code (#5), Yellowstone Beth (#8)

Report Created: Thu 4 April 2024 16:06 GMT+10 (Note: Timing is based on position data)

Page 1/11

[ ] Ranking at each section and finish  
 -:-:- No data available at this section  
 NA No data available  
 SCN Saddle cloth number  
 DNF Did not finish  
 DNT Did not track

data processed by TRIPLESDATA



Horse/Jockey Name	Sweet Kisses
Final Rank	1
Fastest Section Time (Section)	0:10.17 (800m)
Top Speed [km/h] (Section)	73.5 (Overall)
Race State	Finished



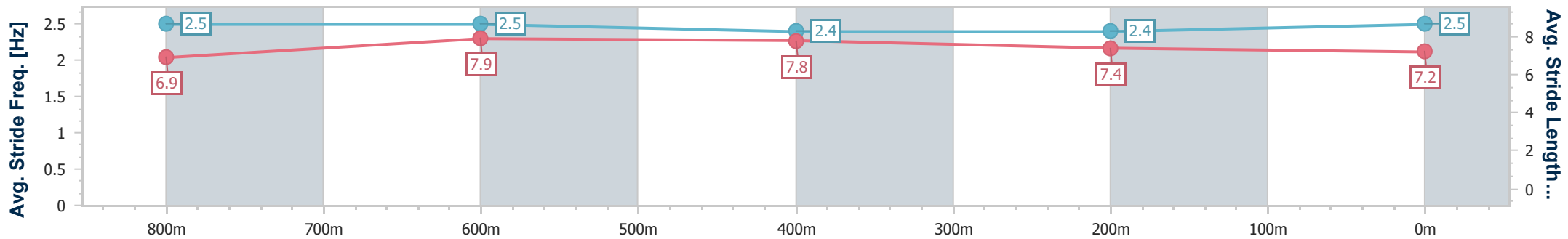
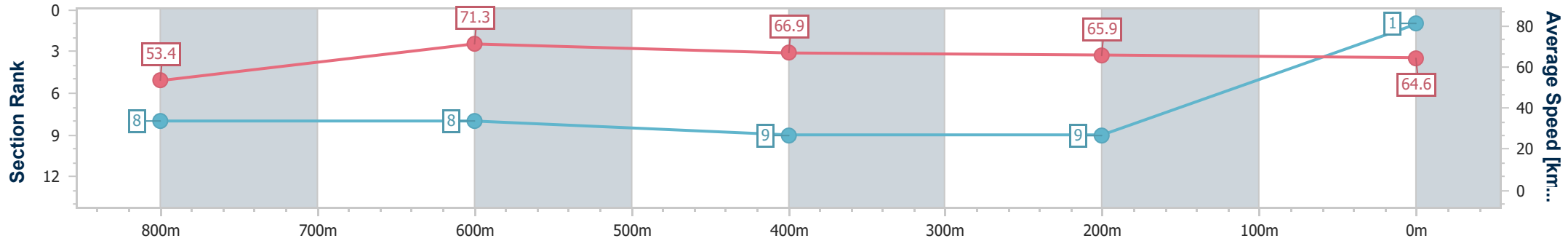
Townsville QLD Professional  
Race 6: LADBROKES BET TICKER QTIS Three-Year-Old Handicap - 1000m

04 April 2024 - 15:39

Track Rating: Soft 5, Weather: Fine, Rail Position: +4m 1000m-W.P; +0.5 Remainder



Section	Overall	800m	600m	400m	200m
Section Times	0:56.40 [1] (0:13.51)	0:42.89 [8] (0:10.17)	0:32.72 [8] (0:10.70)	0:22.02 [9] (0:10.84)	0:11.18 [9] (0:11.18)
Average Speed [km/h]	53.4	71.3	66.9	65.9	64.6
Top Speed [km/h]	73.5	73.3	69.2	67.5	66.5
Avg. Dist. to Rail [m]	5.7	1.7	1.4	2.7	6.6
Avg. Stride Freq. [Hz]	2.5	2.5	2.4	2.4	2.5
Avg. Stride Length [m]	6.9	7.9	7.8	7.4	7.2



- [ ] Ranking at each section and finish
- .-.- No data available at this section
- NA No data available



Horse/Jockey Name	Catalina Dreaming
Final Rank	2
Fastest Section Time (Section)	0:10.28 (800m)
Top Speed [km/h] (Section)	72.5 (Overall)
Race State	Finished



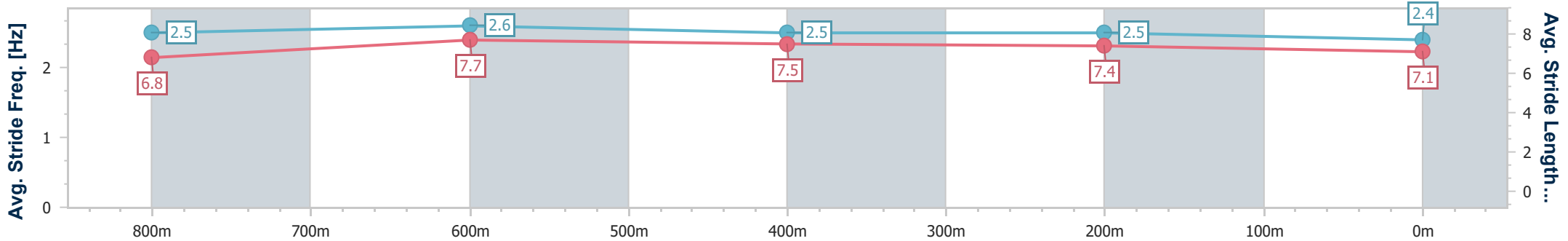
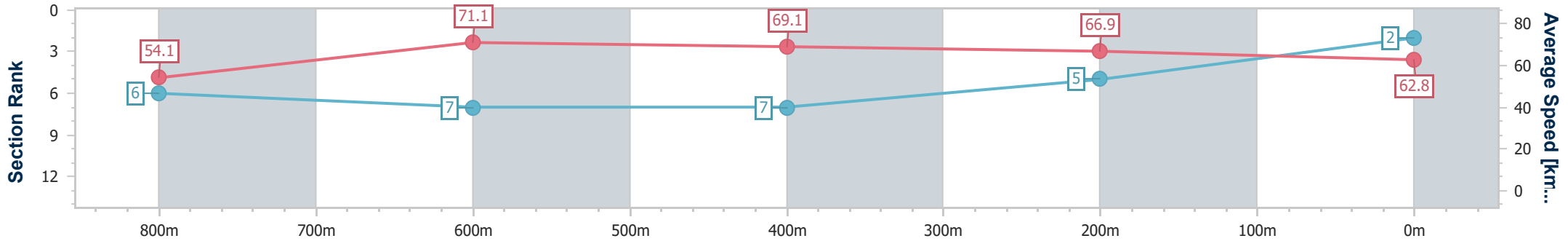
Townsville QLD Professional  
Race 6: LADBROKES BET TICKER QTIS Three-Year-Old Handicap - 1000m

04 April 2024 - 15:39

Track Rating: Soft 5, Weather: Fine, Rail Position: +4m 1000m-W.P; +0.5 Remainder



Section	Overall	800m	600m	400m	200m
Section Times	0:56.47 [2] (0:13.29)	0:43.18 [6] (0:10.28)	0:32.90 [7] (0:10.59)	0:22.31 [7] (0:10.87)	0:11.44 [5] (0:11.44)
Average Speed [km/h]	54.1	71.1	69.1	66.9	62.8
Top Speed [km/h]	72.5	72.1	69.8	67.6	65.6
Avg. Dist. to Rail [m]	4.8	3.6	3.5	4.3	5.6
Avg. Stride Freq. [Hz]	2.5	2.6	2.5	2.5	2.4
Avg. Stride Length [m]	6.8	7.7	7.5	7.4	7.1



- [ ] Ranking at each section and finish
- .-.- No data available at this section
- NA No data available



Horse/Jockey Name	Craicaro
Final Rank	3
Fastest Section Time (Section)	0:10.10 (800m)
Top Speed [km/h] (Section)	73.2 (800m)
Race State	Finished



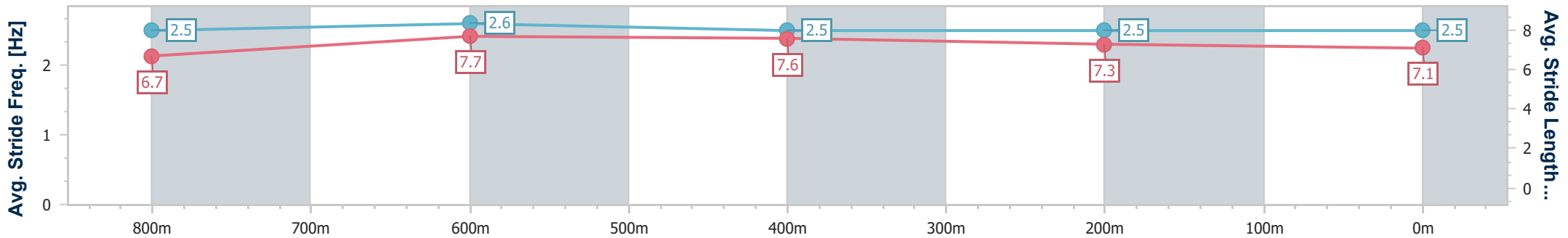
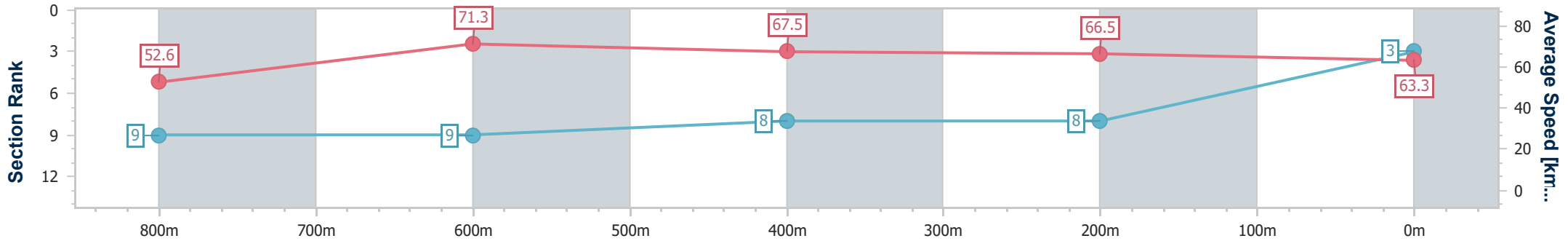
Townsville QLD Professional  
Race 6: LADBROKES BET TICKER QTIS Three-Year-Old Handicap - 1000m

04 April 2024 - 15:39

Track Rating: Soft 5, Weather: Fine, Rail Position: +4m 1000m-W.P; +0.5 Remainder



Section	Overall	800m	600m	400m	200m
Section Times	0:56.54 [3] (0:13.69)	0:42.85 [9] (0:10.10)	0:32.75 [9] (0:10.52)	0:22.23 [8] (0:10.83)	0:11.40 [8] (0:11.40)
Average Speed [km/h]	52.6	71.3	67.5	66.5	63.3
Top Speed [km/h]	73.2	73.2	69.6	67.2	65.6
Avg. Dist. to Rail [m]	3.1	1.4	2.4	2.5	5.5
Avg. Stride Freq. [Hz]	2.5	2.6	2.5	2.5	2.5
Avg. Stride Length [m]	6.7	7.7	7.6	7.3	7.1



- [ ] Ranking at each section and finish
- .-.- No data available at this section
- NA No data available



Horse/Jockey Name	Beau Rain
Final Rank	4
Fastest Section Time (Section)	0:10.07 (800m)
Top Speed [km/h] (Section)	73.5 (800m)
Race State	Finished



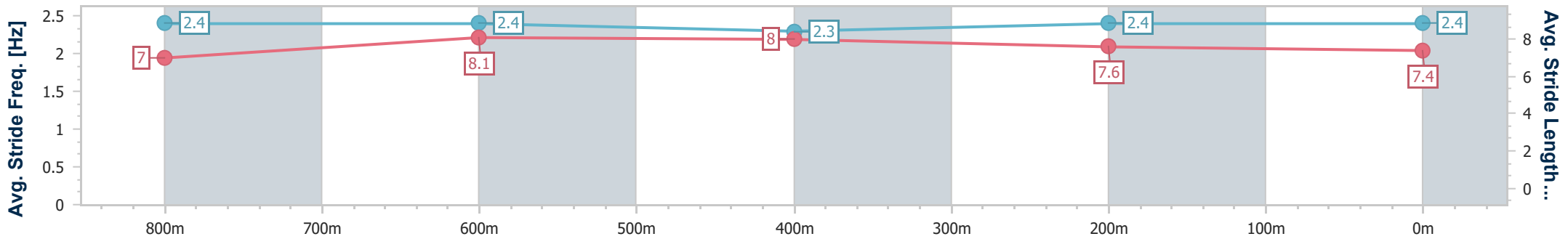
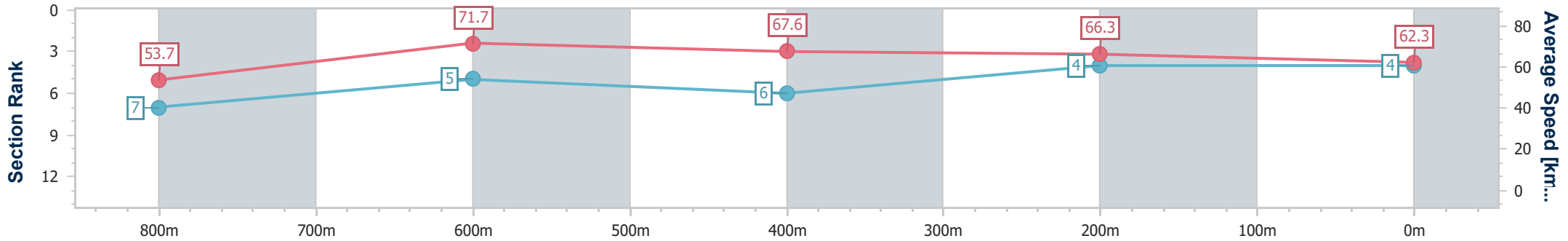
Townsville QLD Professional  
Race 6: LADBROKES BET TICKER QTIS Three-Year-Old Handicap - 1000m

04 April 2024 - 15:39

Track Rating: Soft 5, Weather: Fine, Rail Position: +4m 1000m-W.P; +0.5 Remainder



Section	Overall	800m	600m	400m	200m
Section Times	0:56.59 [4] (0:13.46)	0:43.13 [7] (0:10.07)	0:33.06 [5] (0:10.62)	0:22.44 [6] (0:10.88)	0:11.56 [4] (0:11.56)
Average Speed [km/h]	53.7	71.7	67.6	66.3	62.3
Top Speed [km/h]	72.7	73.5	69.0	67.3	65.0
Avg. Dist. to Rail [m]	3.7	1.4	0.5	2.1	3.7
Avg. Stride Freq. [Hz]	2.4	2.4	2.3	2.4	2.4
Avg. Stride Length [m]	7.0	8.1	8.0	7.6	7.4



- [ ] Ranking at each section and finish
- .-.- No data available at this section
- NA No data available



Horse/Jockey Name	Nazorian
Final Rank	5
Fastest Section Time (Section)	0:10.21 (800m)
Top Speed [km/h] (Section)	72.3 (800m)
Race State	Finished



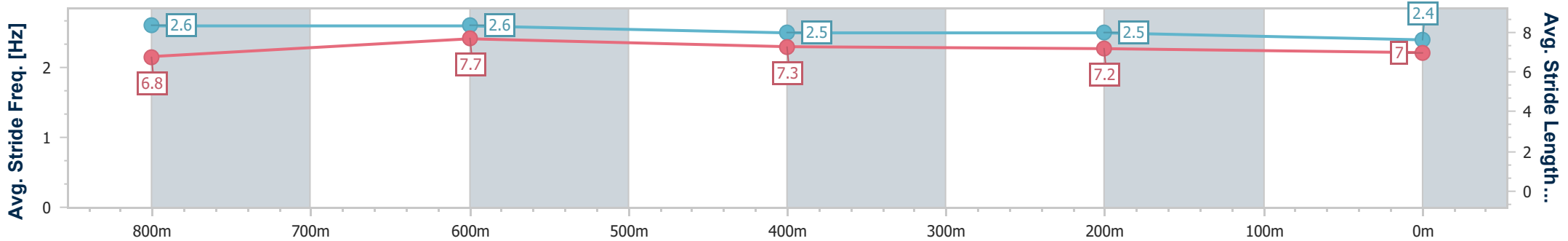
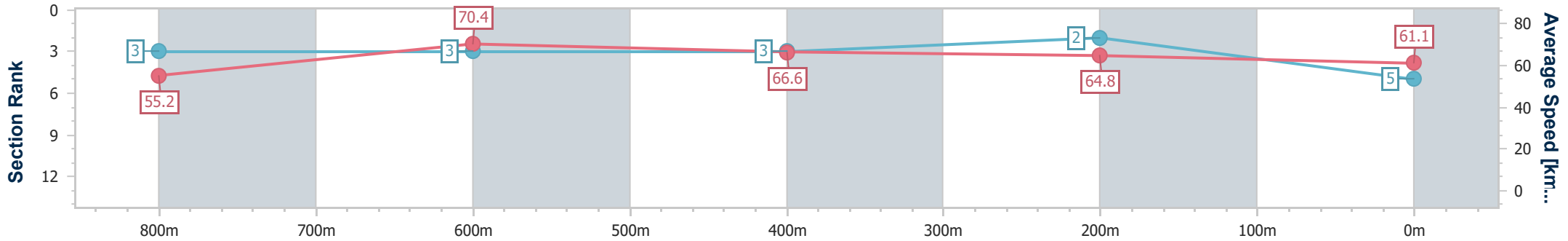
Townsville QLD Professional  
Race 6: LADBROKES BET TICKER QTIS Three-Year-Old Handicap - 1000m

04 April 2024 - 15:39

Track Rating: Soft 5, Weather: Fine, Rail Position: +4m 1000m-W.P; +0.5 Remainder



Section	Overall	800m	600m	400m	200m
Section Times	0:56.70 [5] (0:13.07)	0:43.63 [3] (0:10.21)	0:33.42 [3] (0:10.62)	0:22.80 [3] (0:11.03)	0:11.77 [2] (0:11.77)
Average Speed [km/h]	55.2	70.4	66.6	64.8	61.1
Top Speed [km/h]	72.2	72.3	69.8	65.8	64.0
Avg. Dist. to Rail [m]	2.3	1.6	3.4	3.8	2.2
Avg. Stride Freq. [Hz]	2.6	2.6	2.5	2.5	2.4
Avg. Stride Length [m]	6.8	7.7	7.3	7.2	7.0



- [ ] Ranking at each section and finish
- .-.- No data available at this section
- NA No data available



Horse/Jockey Name	Mishani Mystique
Final Rank	6
Fastest Section Time (Section)	0:10.16 (800m)
Top Speed [km/h] (Section)	73.0 (800m)
Race State	Finished



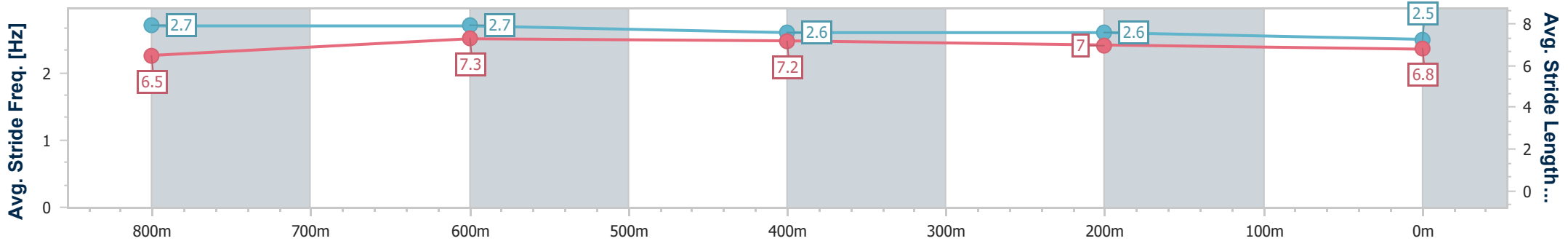
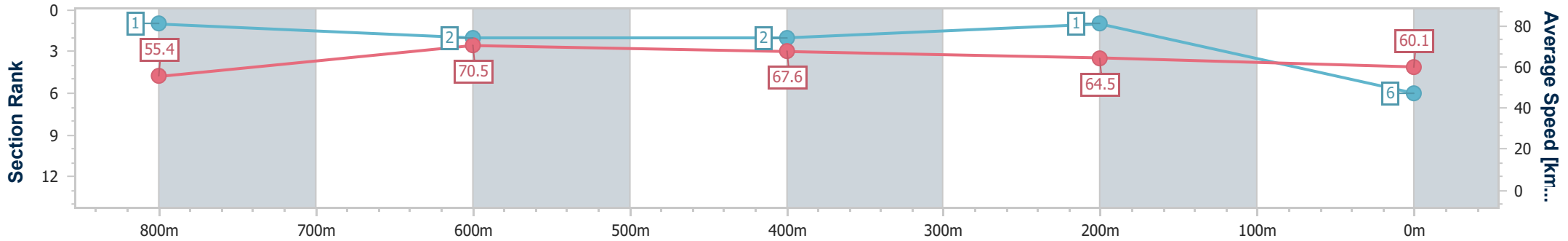
Townsville QLD Professional  
Race 6: LADBROKES BET TICKER QTIS Three-Year-Old Handicap - 1000m

04 April 2024 - 15:39

Track Rating: Soft 5, Weather: Fine, Rail Position: +4m 1000m-W.P; +0.5 Remainder



Section	Overall	800m	600m	400m	200m
Section Times	0:56.85 [6] (0:12.99)	0:43.86 [1] (0:10.16)	0:33.70 [2] (0:10.65)	0:23.05 [2] (0:11.07)	0:11.98 [1] (0:11.98)
Average Speed [km/h]	55.4	70.5	67.6	64.5	60.1
Top Speed [km/h]	72.8	73.0	69.9	66.2	62.7
Avg. Dist. to Rail [m]	1.4	0.5	1.0	2.7	1.6
Avg. Stride Freq. [Hz]	2.7	2.7	2.6	2.6	2.5
Avg. Stride Length [m]	6.5	7.3	7.2	7.0	6.8



- [ ] Ranking at each section and finish
- .-.- No data available at this section
- NA No data available



Horse/Jockey Name	He's All Power
Final Rank	7
Fastest Section Time (Section)	0:10.29 (800m)
Top Speed [km/h] (Section)	72.2 (800m)
Race State	Finished



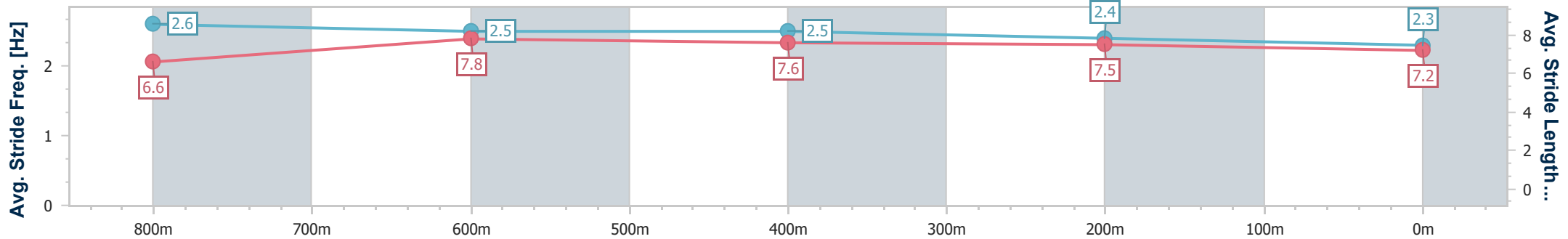
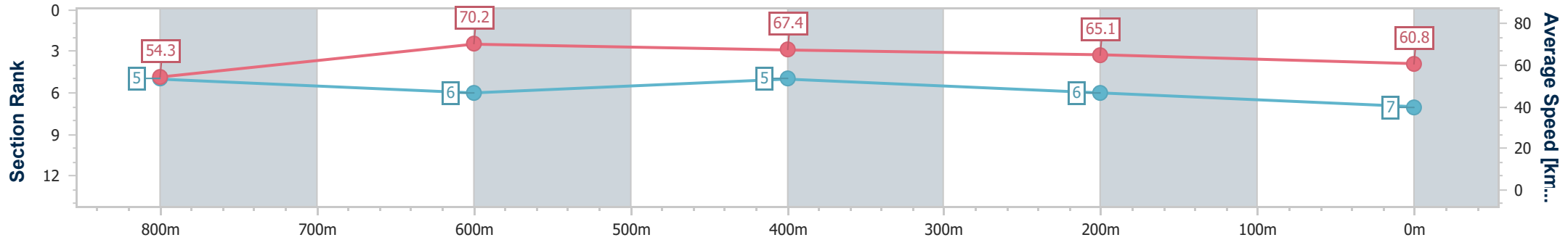
Townsville QLD Professional  
Race 6: LADBROKES BET TICKER QTIS Three-Year-Old Handicap - 1000m

04 April 2024 - 15:39

Track Rating: Soft 5, Weather: Fine, Rail Position: +4m 1000m-W.P; +0.5 Remainder



Section	Overall	800m	600m	400m	200m
Section Times	0:56.92 [7] (0:13.25)	0:43.67 [5] (0:10.29)	0:33.38 [6] (0:10.54)	0:22.84 [5] (0:11.02)	0:11.82 [6] (0:11.82)
Average Speed [km/h]	54.3	70.2	67.4	65.1	60.8
Top Speed [km/h]	72.1	72.2	69.8	66.7	64.2
Avg. Dist. to Rail [m]	3.4	1.1	2.2	1.5	1.1
Avg. Stride Freq. [Hz]	2.6	2.5	2.5	2.4	2.3
Avg. Stride Length [m]	6.6	7.8	7.6	7.5	7.2



- [ ] Ranking at each section and finish
- .-.- No data available at this section
- NA No data available





Horse/Jockey Name	Win And Tonic
Final Rank	8
Fastest Section Time (Section)	0:10.09 (800m)
Top Speed [km/h] (Section)	73.8 (800m)
Race State	Finished



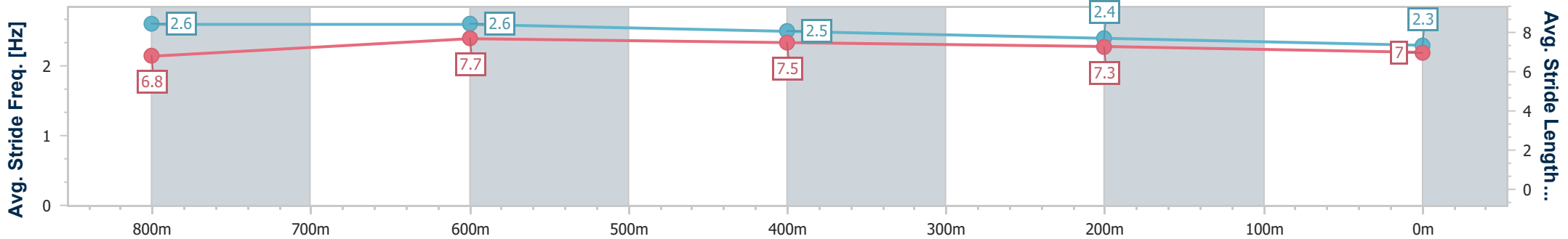
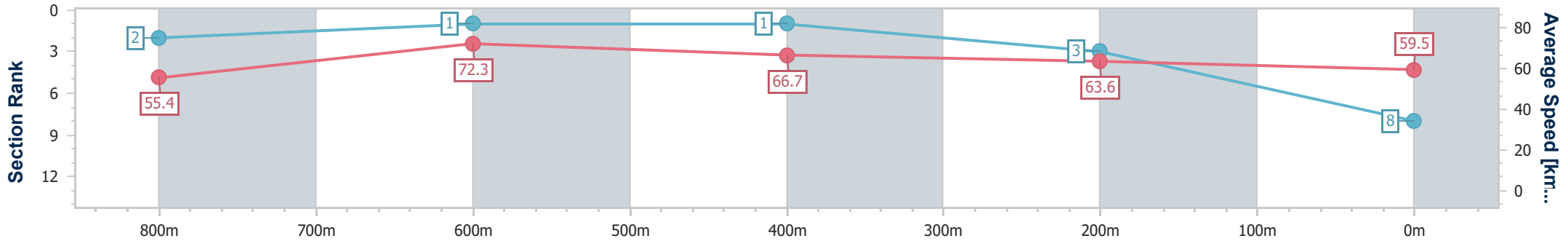
Townsville QLD Professional  
Race 6: LADBROKES BET TICKER QTIS Three-Year-Old  
Handicap - 1000m

04 April 2024 - 15:39

Track Rating: Soft 5, Weather: Fine, Rail Position: +4m 1000m-W.P;  
+0.5 Remainder



Section	Overall	800m	600m	400m	200m
Section Times	0:57.08 [8] (0:12.99)	0:44.09 [2] (0:10.09)	0:34.00 [1] (0:10.68)	0:23.32 [1] (0:11.24)	0:12.08 [3] (0:12.08)
Average Speed [km/h]	55.4	72.3	66.7	63.6	59.5
Top Speed [km/h]	73.4	73.8	69.2	65.1	62.4
Avg. Dist. to Rail [m]	6.8	2.7	2.3	3.3	1.6
Avg. Stride Freq. [Hz]	2.6	2.6	2.5	2.4	2.3
Avg. Stride Length [m]	6.8	7.7	7.5	7.3	7.0



- [ ] Ranking at each section and finish
- .-.- No data available at this section
- NA No data available



Horse/Jockey Name	Elie Joe
Final Rank	9
Fastest Section Time (Section)	0:10.18 (800m)
Top Speed [km/h] (Section)	72.9 (800m)
Race State	Finished



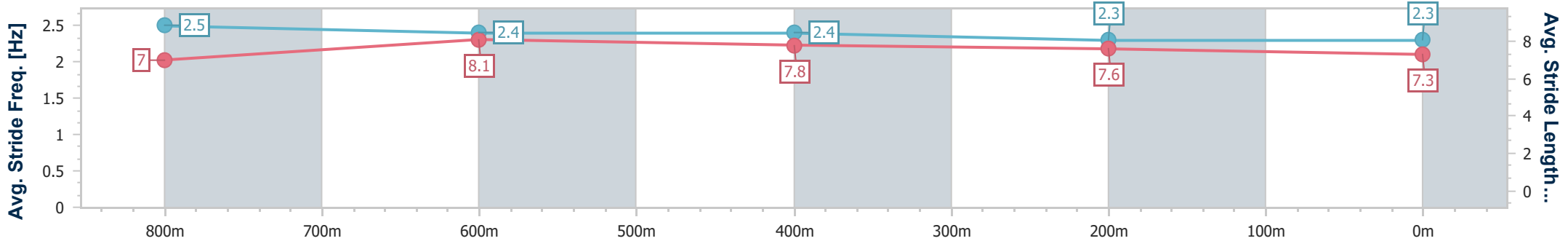
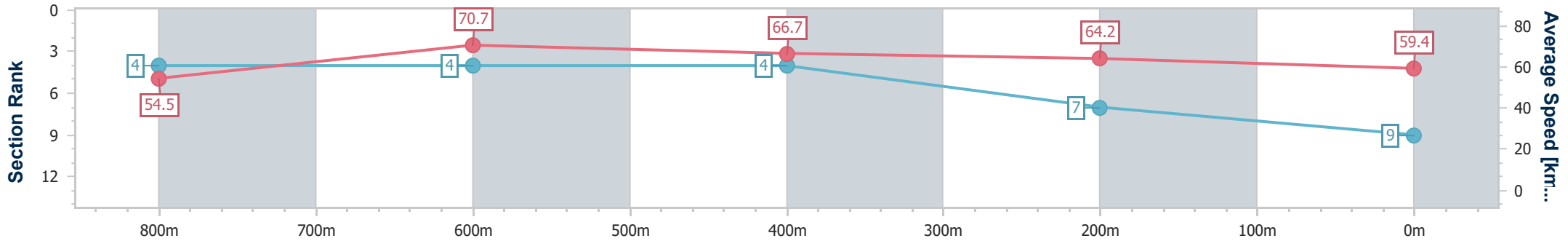
Townsville QLD Professional  
Race 6: LADBROKES BET TICKER QTIS Three-Year-Old Handicap - 1000m

04 April 2024 - 15:39

Track Rating: Soft 5, Weather: Fine, Rail Position: +4m 1000m-W.P; +0.5 Remainder



Section	Overall	800m	600m	400m	200m
Section Times	0:57.25 [9] (0:13.22)	0:44.03 [4] (0:10.18)	0:33.85 [4] (0:10.63)	0:23.22 [4] (0:11.10)	0:12.12 [7] (0:12.12)
Average Speed [km/h]	54.5	70.7	66.7	64.2	59.4
Top Speed [km/h]	72.7	72.9	68.6	65.4	63.1
Avg. Dist. to Rail [m]	1.0	1.2	2.8	3.8	2.7
Avg. Stride Freq. [Hz]	2.5	2.4	2.4	2.3	2.3
Avg. Stride Length [m]	7.0	8.1	7.8	7.6	7.3



- [ ] Ranking at each section and finish
- .-.- No data available at this section
- NA No data available



Horse/Jockey Name	Disco Annie
Final Rank	10
Fastest Section Time (Section)	0:09.97 (800m)
Top Speed [km/h] (Section)	73.4 (800m)
Race State	Finished



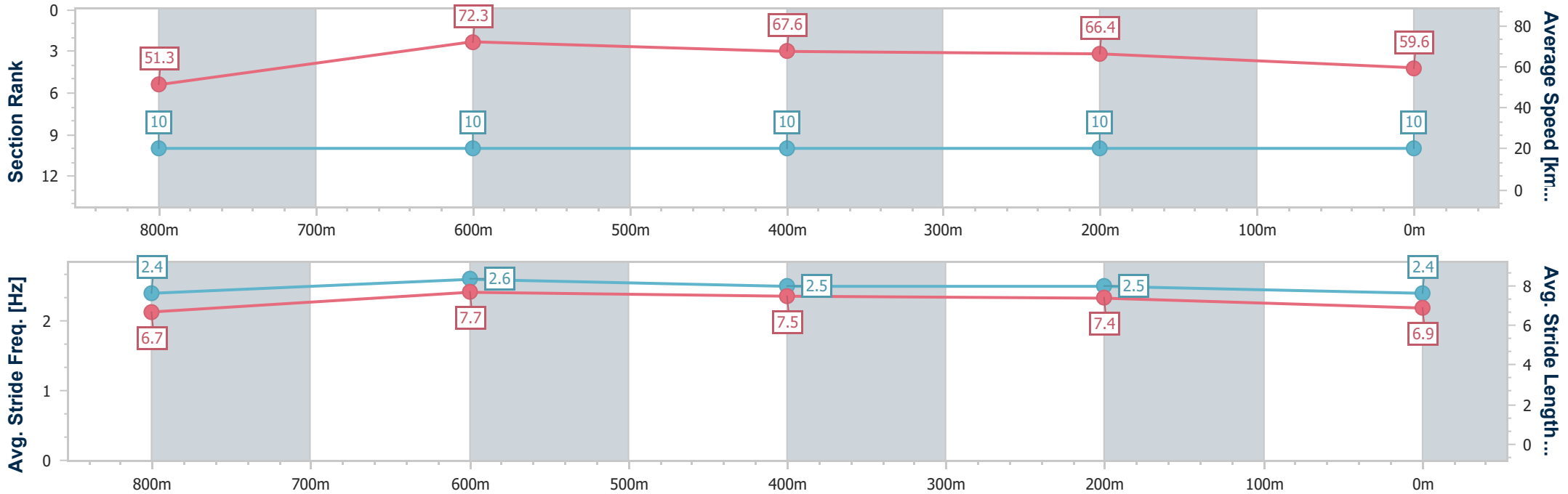
Townsville QLD Professional  
Race 6: LADBROKES BET TICKER QTIS Three-Year-Old Handicap - 1000m

04 April 2024 - 15:39

Track Rating: Soft 5, Weather: Fine, Rail Position: +4m 1000m-W.P; +0.5 Remainder



Section	Overall	800m	600m	400m	200m
Section Times	0:57.47 [10] (0:14.03)	0:43.44 [10] (0:09.97)	0:33.47 [10] (0:10.55)	0:22.92 [10] (0:10.86)	0:12.06 [10] (0:12.06)
Average Speed [km/h]	51.3	72.3	67.6	66.4	59.6
Top Speed [km/h]	71.3	73.4	72.3	67.2	66.1
Avg. Dist. to Rail [m]	3.3	1.3	1.1	1.5	0.9
Avg. Stride Freq. [Hz]	2.4	2.6	2.5	2.5	2.4
Avg. Stride Length [m]	6.7	7.7	7.5	7.4	6.9



- [ ] Ranking at each section and finish
- .-.- No data available at this section
- NA No data available