



**Aquis Park Gold Coast Poly QLD Professional**  
**Race 3: JONKER FIRST WEANLINGS BENCHMARK 62 Handicap - 1050m**  
**06 April 2024 - 12:59**



Track Rating: Synthetic, Weather: Overcast, Rail Position: True

| Section     |  | Overall              | 1000m                | 800m                 | 600m                     | 400m                     | 200m                     | Last 600m                |                          |                          |         |                        |    |
|-------------|--|----------------------|----------------------|----------------------|--------------------------|--------------------------|--------------------------|--------------------------|--------------------------|--------------------------|---------|------------------------|----|
| Field Times |  | 1:00.46<br>(0:04.95) | 0:55.51<br>(0:10.86) | 0:44.65<br>(0:10.46) | 0:34.19<br>(0:11.19)     | 0:23.00<br>(0:11.26)     | 0:11.74<br>(0:11.74)     | 0:34.19                  |                          |                          |         |                        |    |
| Rank        | TAB Horse/Jockey                         | Barrier              | Top Speed [km/h]     | Fastest Section      |                          |                          |                          |                          |                          |                          | Margin  | Distance Travelled [m] |    |
| 1           | 4 FULLHAM<br>Noel Callow                 | 4                    | 70.0<br>800m         | 0:04.95<br>Overall   | 1:00.46 [1]<br>(0:04.95) | 0:55.51 [1]<br>(0:10.86) | 0:44.65 [1]<br>(0:10.46) | 0:34.19 [1]<br>(0:11.19) | 0:23.00 [1]<br>(0:11.26) | 0:11.74 [1]<br>(0:11.74) | 1:00.46 | 0:34.19                |    |
| 2           | 8 WHISKEY DANCER<br>Jag Guthmann-Chester | 8                    | 69.2<br>800m         | 0:05.06<br>Overall   | 1:01.01 [2]<br>(0:05.06) | 0:55.95 [3]<br>(0:11.06) | 0:44.89 [3]<br>(0:10.53) | 0:34.36 [4]<br>(0:11.05) | 0:23.31 [4]<br>(0:11.41) | 0:11.90 [4]<br>(0:11.90) | 3L      | 0:34.36                | -2 |
| 3           | 3 FULL CRY<br>Andrew Spinks              | 3                    | 70.9<br>800m         | 0:05.06<br>Overall   | 1:01.09 [3]<br>(0:05.06) | 0:56.03 [2]<br>(0:10.96) | 0:45.07 [2]<br>(0:10.57) | 0:34.50 [2]<br>(0:11.04) | 0:23.46 [2]<br>(0:11.36) | 0:12.10 [2]<br>(0:12.10) | 3.4L    | 0:34.50                | +0 |
| 4           | 7 MISS ZERMATT<br>Lilli Barr             | 7                    | 70.3<br>1000m        | 0:05.28<br>Overall   | 1:01.19 [4]<br>(0:05.28) | 0:55.91 [5]<br>(0:10.94) | 0:44.97 [4]<br>(0:10.39) | 0:34.58 [3]<br>(0:11.06) | 0:23.52 [3]<br>(0:11.41) | 0:12.11 [3]<br>(0:12.11) | 3.9L    | 0:34.58                | +0 |
| 5           | 5 SEDUCTIVE SPUR<br>Matthew Palmer       | 5                    | 68.7<br>600m         | 0:05.19<br>Overall   | 1:01.93 [5]<br>(0:05.19) | 0:56.74 [4]<br>(0:11.18) | 0:45.56 [5]<br>(0:10.78) | 0:34.78 [5]<br>(0:11.10) | 0:23.68 [5]<br>(0:11.64) | 0:12.04 [5]<br>(0:12.04) | 8.2L    | 0:34.78                | -1 |

Scratched: Mission Ridge (#1), Cardone (#2), Sonny Daze (#6), Marleedoone (#9)



|                                |                   |
|--------------------------------|-------------------|
| Horse/Jockey Name              | Fullham           |
| Final Rank                     | 1                 |
| Fastest Section Time (Section) | 0:04.95 (Overall) |
| Top Speed [km/h] (Section)     | 70.0 (800m)       |
| Race State                     | Finished          |



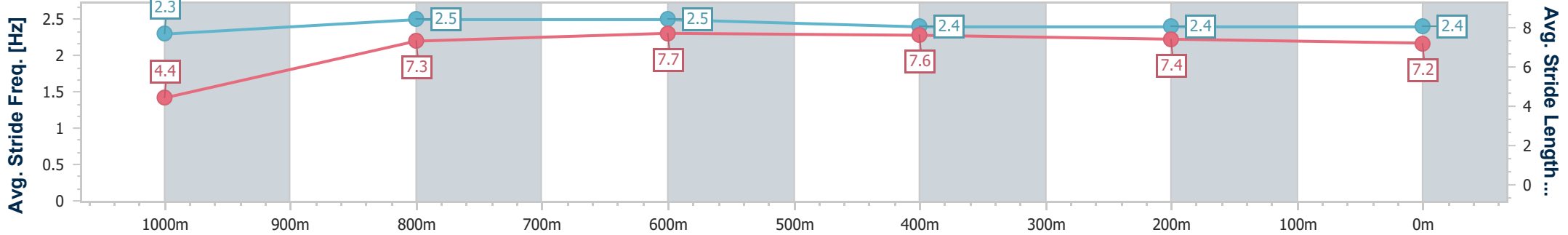
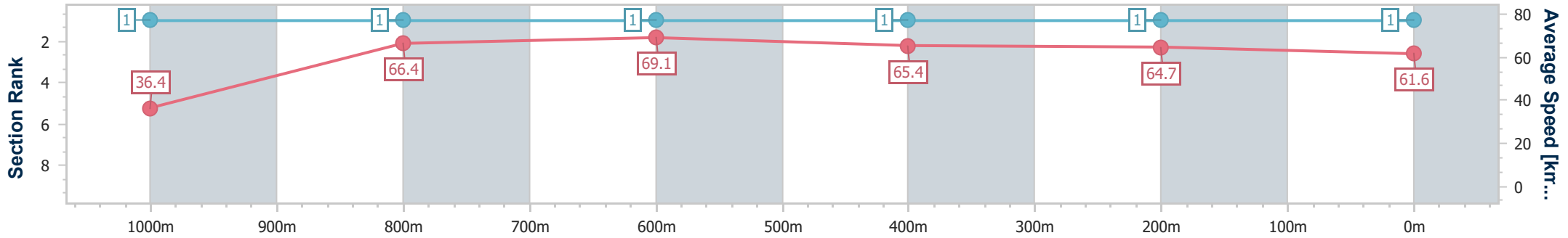
Aquis Park Gold Coast Poly QLD Professional  
Race 3: JONKER FIRST WEANLINGS BENCHMARK 62  
Handicap - 1050m



06 April 2024 - 12:59

Track Rating: Synthetic, Weather: Overcast, Rail Position: True

| Section                | Overall                  | 1000m                    | 800m                     | 600m                     | 400m                     | 200m                     |
|------------------------|--------------------------|--------------------------|--------------------------|--------------------------|--------------------------|--------------------------|
| Section Times          | 1:00.46 [1]<br>(0:04.95) | 0:55.51 [1]<br>(0:10.86) | 0:44.65 [1]<br>(0:10.46) | 0:34.19 [1]<br>(0:11.19) | 0:23.00 [1]<br>(0:11.26) | 0:11.74 [1]<br>(0:11.74) |
| Average Speed [km/h]   | 36.4                     | 66.4                     | 69.1                     | 65.4                     | 64.7                     | 61.6                     |
| Top Speed [km/h]       | 57.7                     | 69.1                     | 70.0                     | 68.0                     | 65.5                     | 64.7                     |
| Avg. Dist. to Rail [m] | 0.4                      | 0.7                      | 1.2                      | 2.7                      | 4.0                      | 3.1                      |
| Avg. Stride Freq. [Hz] | 2.3                      | 2.5                      | 2.5                      | 2.4                      | 2.4                      | 2.4                      |
| Avg. Stride Length [m] | 4.4                      | 7.3                      | 7.7                      | 7.6                      | 7.4                      | 7.2                      |



- [ ] Ranking at each section and finish
- .-.- No data available at this section
- NA No data available



|                                |                   |
|--------------------------------|-------------------|
| Horse/Jockey Name              | Whiskey Dancer    |
| Final Rank                     | 2                 |
| Fastest Section Time (Section) | 0:05.06 (Overall) |
| Top Speed [km/h] (Section)     | 69.2 (800m)       |
| Race State                     | Finished          |

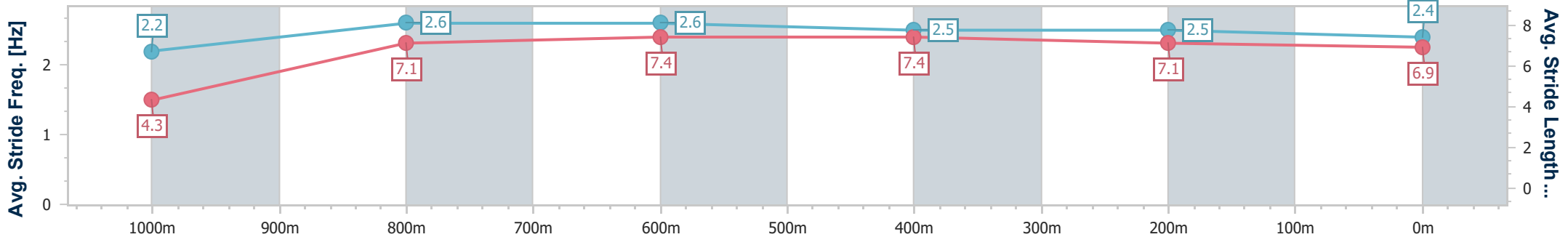
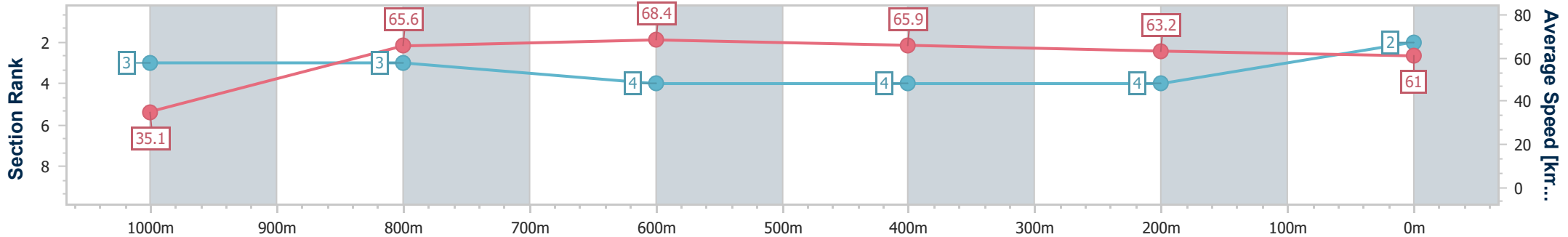


Aquis Park Gold Coast Poly QLD Professional  
 Race 3: JONKER FIRST WEANLINGS BENCHMARK 62  
 Handicap - 1050m  
 06 April 2024 - 12:59



Track Rating: Synthetic, Weather: Overcast, Rail Position: True

| Section                | Overall                  | 1000m                    | 800m                     | 600m                     | 400m                     | 200m                     |
|------------------------|--------------------------|--------------------------|--------------------------|--------------------------|--------------------------|--------------------------|
| Section Times          | 1:01.01 [2]<br>(0:05.06) | 0:55.95 [3]<br>(0:11.06) | 0:44.89 [3]<br>(0:10.53) | 0:34.36 [4]<br>(0:11.05) | 0:23.31 [4]<br>(0:11.41) | 0:11.90 [4]<br>(0:11.90) |
| Average Speed [km/h]   | 35.1                     | 65.6                     | 68.4                     | 65.9                     | 63.2                     | 61.0                     |
| Top Speed [km/h]       | 57.0                     | 67.7                     | 69.2                     | 69.1                     | 64.2                     | 63.2                     |
| Avg. Dist. to Rail [m] | 3.0                      | 1.8                      | 0.8                      | 2.1                      | 2.6                      | 4.0                      |
| Avg. Stride Freq. [Hz] | 2.2                      | 2.6                      | 2.6                      | 2.5                      | 2.5                      | 2.4                      |
| Avg. Stride Length [m] | 4.3                      | 7.1                      | 7.4                      | 7.4                      | 7.1                      | 6.9                      |



- [ ] Ranking at each section and finish
- .-.- No data available at this section
- NA No data available



|                                |                   |
|--------------------------------|-------------------|
| Horse/Jockey Name              | Full Cry          |
| Final Rank                     | 3                 |
| Fastest Section Time (Section) | 0:05.06 (Overall) |
| Top Speed [km/h] (Section)     | 70.9 (800m)       |
| Race State                     | Finished          |



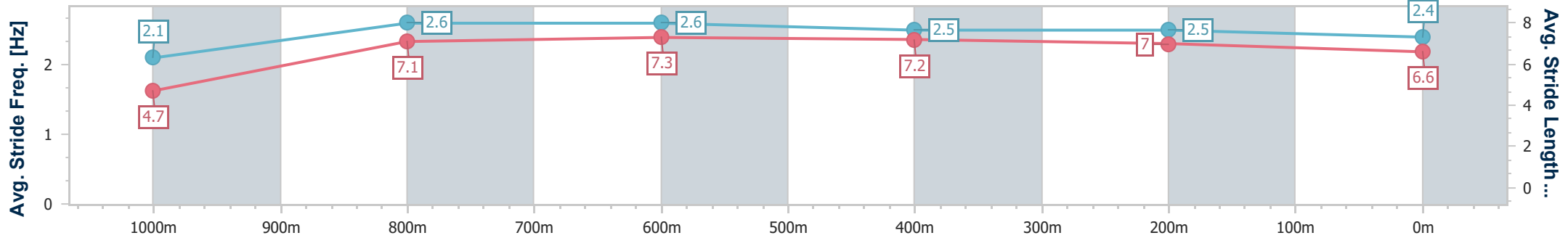
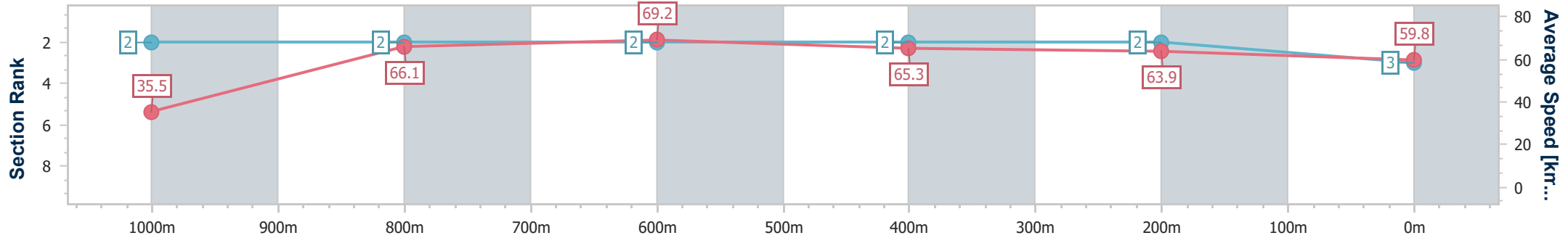
Aquis Park Gold Coast Poly QLD Professional  
Race 3: JONKER FIRST WEANLINGS BENCHMARK 62  
Handicap - 1050m



06 April 2024 - 12:59

Track Rating: Synthetic, Weather: Overcast, Rail Position: True

| Section                | Overall                  | 1000m                    | 800m                     | 600m                     | 400m                     | 200m                     |
|------------------------|--------------------------|--------------------------|--------------------------|--------------------------|--------------------------|--------------------------|
| Section Times          | 1:01.09 [3]<br>(0:05.06) | 0:56.03 [2]<br>(0:10.96) | 0:45.07 [2]<br>(0:10.57) | 0:34.50 [2]<br>(0:11.04) | 0:23.46 [2]<br>(0:11.36) | 0:12.10 [2]<br>(0:12.10) |
| Average Speed [km/h]   | 35.5                     | 66.1                     | 69.2                     | 65.3                     | 63.9                     | 59.8                     |
| Top Speed [km/h]       | 57.0                     | 68.8                     | 70.9                     | 69.4                     | 64.6                     | 67.3                     |
| Avg. Dist. to Rail [m] | 4.2                      | 3.1                      | 2.1                      | 1.1                      | 3.5                      | 2.9                      |
| Avg. Stride Freq. [Hz] | 2.1                      | 2.6                      | 2.6                      | 2.5                      | 2.5                      | 2.4                      |
| Avg. Stride Length [m] | 4.7                      | 7.1                      | 7.3                      | 7.2                      | 7.0                      | 6.6                      |



- [ ] Ranking at each section and finish
- .-.- No data available at this section
- NA No data available



|                                |                   |
|--------------------------------|-------------------|
| Horse/Jockey Name              | Miss Zermatt      |
| Final Rank                     | 4                 |
| Fastest Section Time (Section) | 0:05.28 (Overall) |
| Top Speed [km/h] (Section)     | 70.3 (1000m)      |
| Race State                     | Finished          |

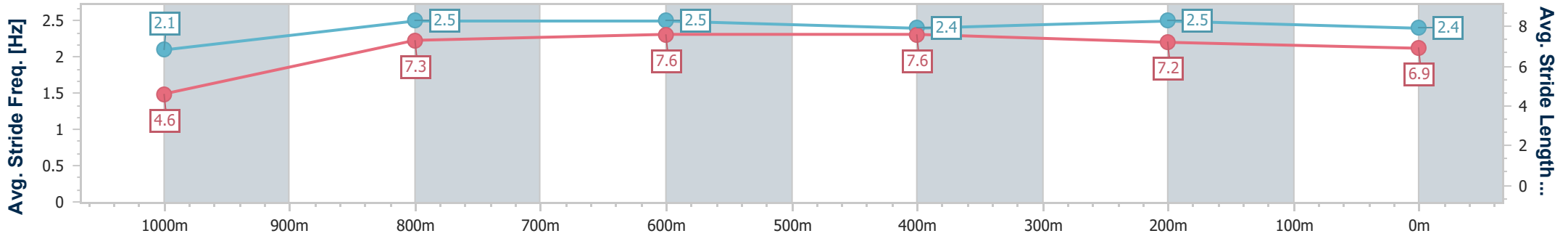
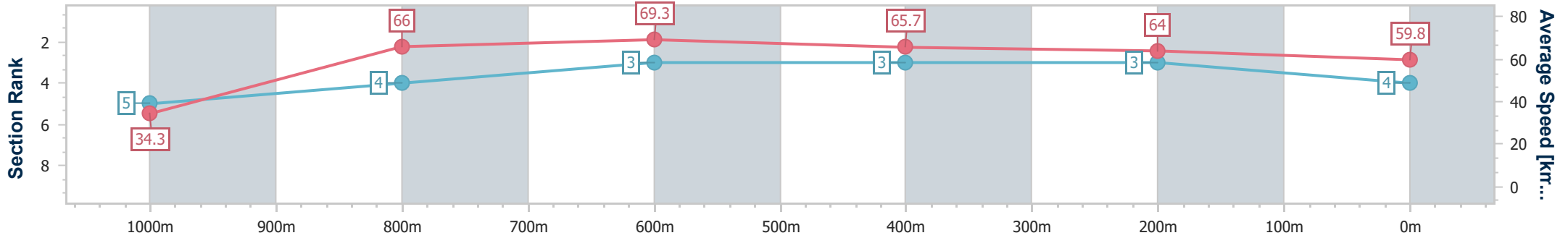


Aquis Park Gold Coast Poly QLD Professional  
 Race 3: JONKER FIRST WEANLINGS BENCHMARK 62  
 Handicap - 1050m  
 06 April 2024 - 12:59



Track Rating: Synthetic, Weather: Overcast, Rail Position: True

| Section                | Overall                  | 1000m                    | 800m                     | 600m                     | 400m                     | 200m                     |
|------------------------|--------------------------|--------------------------|--------------------------|--------------------------|--------------------------|--------------------------|
| Section Times          | 1:01.19 [4]<br>(0:05.28) | 0:55.91 [5]<br>(0:10.94) | 0:44.97 [4]<br>(0:10.39) | 0:34.58 [3]<br>(0:11.06) | 0:23.52 [3]<br>(0:11.41) | 0:12.11 [3]<br>(0:12.11) |
| Average Speed [km/h]   | 34.3                     | 66.0                     | 69.3                     | 65.7                     | 64.0                     | 59.8                     |
| Top Speed [km/h]       | 53.7                     | 70.3                     | 70.1                     | 68.5                     | 64.7                     | 62.2                     |
| Avg. Dist. to Rail [m] | 1.4                      | 1.2                      | 0.6                      | 1.5                      | 6.0                      | 8.2                      |
| Avg. Stride Freq. [Hz] | 2.1                      | 2.5                      | 2.5                      | 2.4                      | 2.5                      | 2.4                      |
| Avg. Stride Length [m] | 4.6                      | 7.3                      | 7.6                      | 7.6                      | 7.2                      | 6.9                      |



- [ ] Ranking at each section and finish
- .-.- No data available at this section
- NA No data available



|                                |                   |
|--------------------------------|-------------------|
| Horse/Jockey Name              | Seductive Spur    |
| Final Rank                     | 5                 |
| Fastest Section Time (Section) | 0:05.19 (Overall) |
| Top Speed [km/h] (Section)     | 68.7 (600m)       |
| Race State                     | Finished          |



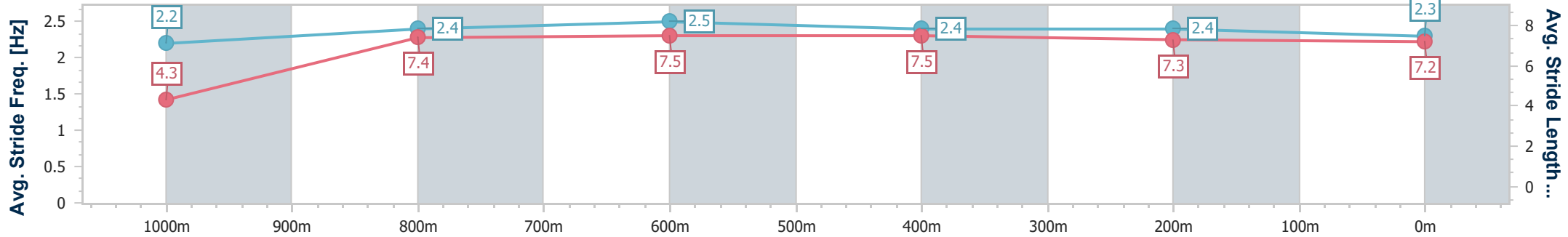
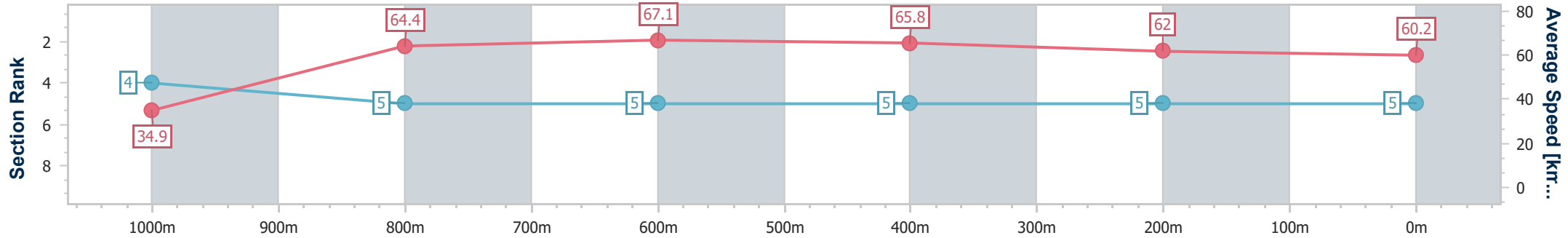
Aquis Park Gold Coast Poly QLD Professional  
Race 3: JONKER FIRST WEANLINGS BENCHMARK 62  
Handicap - 1050m



06 April 2024 - 12:59

Track Rating: Synthetic, Weather: Overcast, Rail Position: True

| Section                | Overall                  | 1000m                    | 800m                     | 600m                     | 400m                     | 200m                     |
|------------------------|--------------------------|--------------------------|--------------------------|--------------------------|--------------------------|--------------------------|
| Section Times          | 1:01.93 [5]<br>(0:05.19) | 0:56.74 [4]<br>(0:11.18) | 0:45.56 [5]<br>(0:10.78) | 0:34.78 [5]<br>(0:11.10) | 0:23.68 [5]<br>(0:11.64) | 0:12.04 [5]<br>(0:12.04) |
| Average Speed [km/h]   | 34.9                     | 64.4                     | 67.1                     | 65.8                     | 62.0                     | 60.2                     |
| Top Speed [km/h]       | 54.4                     | 67.4                     | 67.7                     | 68.7                     | 63.0                     | 62.3                     |
| Avg. Dist. to Rail [m] | 1.5                      | 0.4                      | 1.5                      | 2.6                      | 3.8                      | 3.8                      |
| Avg. Stride Freq. [Hz] | 2.2                      | 2.4                      | 2.5                      | 2.4                      | 2.4                      | 2.3                      |
| Avg. Stride Length [m] | 4.3                      | 7.4                      | 7.5                      | 7.5                      | 7.3                      | 7.2                      |



- [ ] Ranking at each section and finish
- .-.- No data available at this section
- NA No data available